



US00D687834S

(12) **United States Design Patent**
Gittins

(10) **Patent No.:** **US D687,834 S**

(45) **Date of Patent:** **** Aug. 13, 2013**

(54) **TABLET AND CELL PHONE SUPPORT SYSTEM**

(71) Applicant: **Brian S. Gittins**, Wyoming, MI (US)

(72) Inventor: **Brian S. Gittins**, Wyoming, MI (US)

(**) Term: **14 Years**

(21) Appl. No.: **29/432,509**

(22) Filed: **Sep. 17, 2012**

Related U.S. Application Data

(63) Continuation-in-part of application No. 13/397,149, filed on Feb. 15, 2012.

(51) **LOC (9) Cl.** **08-07**

(52) **U.S. Cl.**
USPC **D14/447**

(58) **Field of Classification Search**
USPC D14/432, 433, 434, 439, 440, 451, D14/452, 239, 217, 224.1, 251, 252, 253, D14/457, 458, 459, 460, 461; D6/406.1, D6/406.2, 406.3, 406.4, 406.5, 406.6, 601; 361/679.06, 679.21, 679.22, 679.24, 679.26, 361/679.27, 679.28, 679.3, 679.55, 679.56, 361/709; 248/917-924, 133, 136, 139, 150, 248/176.1, 188.6; D12/415

See application file for complete search history.

(56) **References Cited**

U.S. PATENT DOCUMENTS

D453,155	S	*	1/2002	Michel	D14/253
D598,453	S	*	8/2009	Solomon et al.	D14/434
D637,187	S	*	5/2011	Burns	D14/253
D640,249	S	*	6/2011	Choi	D14/253
D643,030	S	*	8/2011	Cheng et al.	D14/253
D648,727	S	*	11/2011	Van Den Nieuwenhuizen et al.	D14/447
D661,309	S	*	6/2012	Murrer et al.	D14/447
D664,141	S	*	7/2012	Haymond	D14/253
D666,995	S	*	9/2012	Termeer	D14/217
D668,662	S	*	10/2012	Suiter	D14/447
D677,260	S	*	3/2013	Hong et al.	D14/447
D677,669	S	*	3/2013	Liu	D14/447
D681,625	S	*	5/2013	Zehner	D14/253

* cited by examiner

Primary Examiner — Angela J Lee

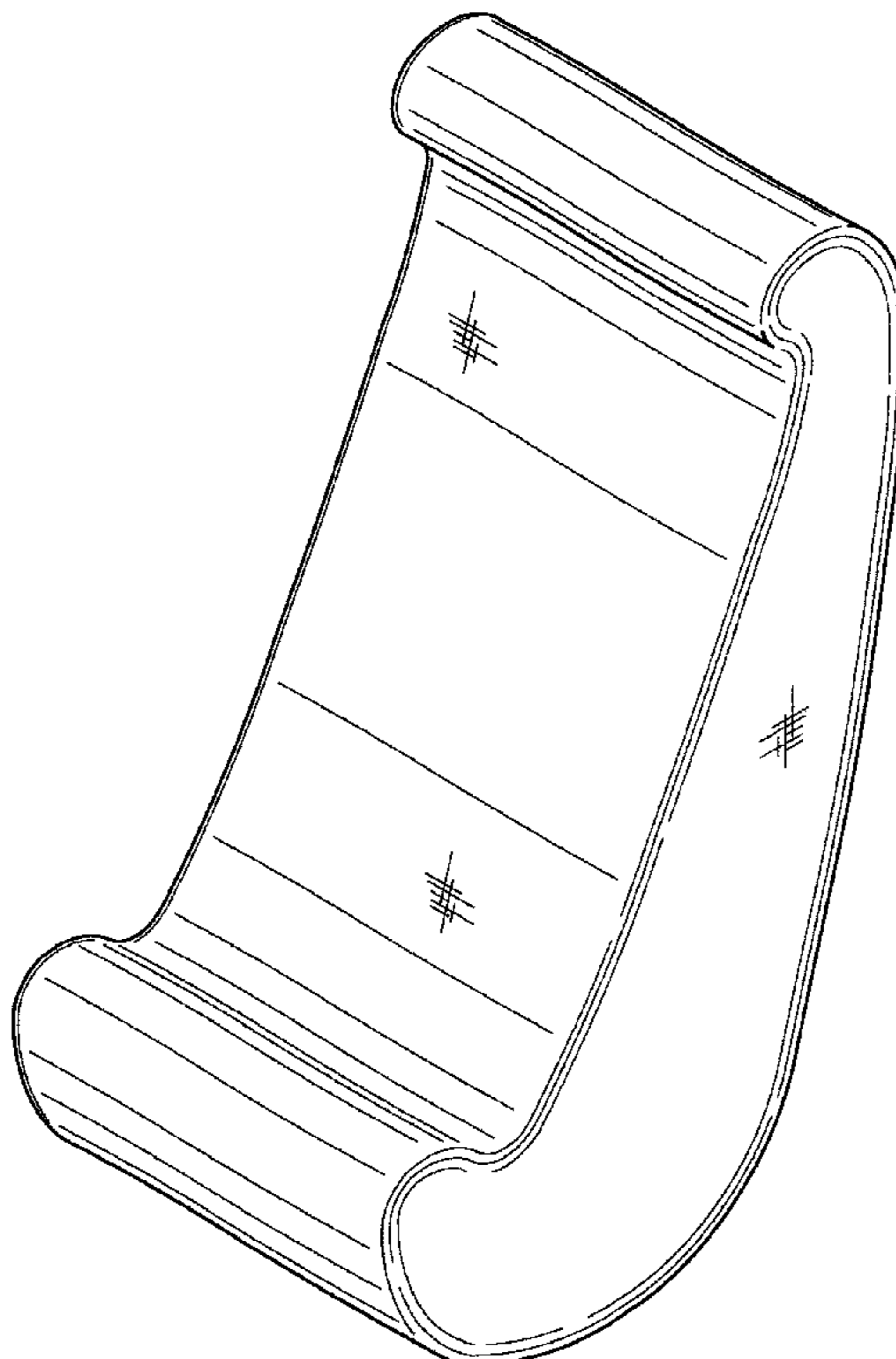
(57) **CLAIM**

The ornamental design for a tablet and cell phone support system, as shown and described.

DESCRIPTION

FIG. 1 is a perspective view of a tablet and cell phone support system showing my new design;
FIG. 2 is a front view thereof;
FIG. 3 is a back view thereof;
FIG. 4 is a side view; opposite side view is a mirror image thereof;
FIG. 5 is a top view thereof; and,
FIG. 6 is bottom view thereof.

1 Claim, 6 Drawing Sheets



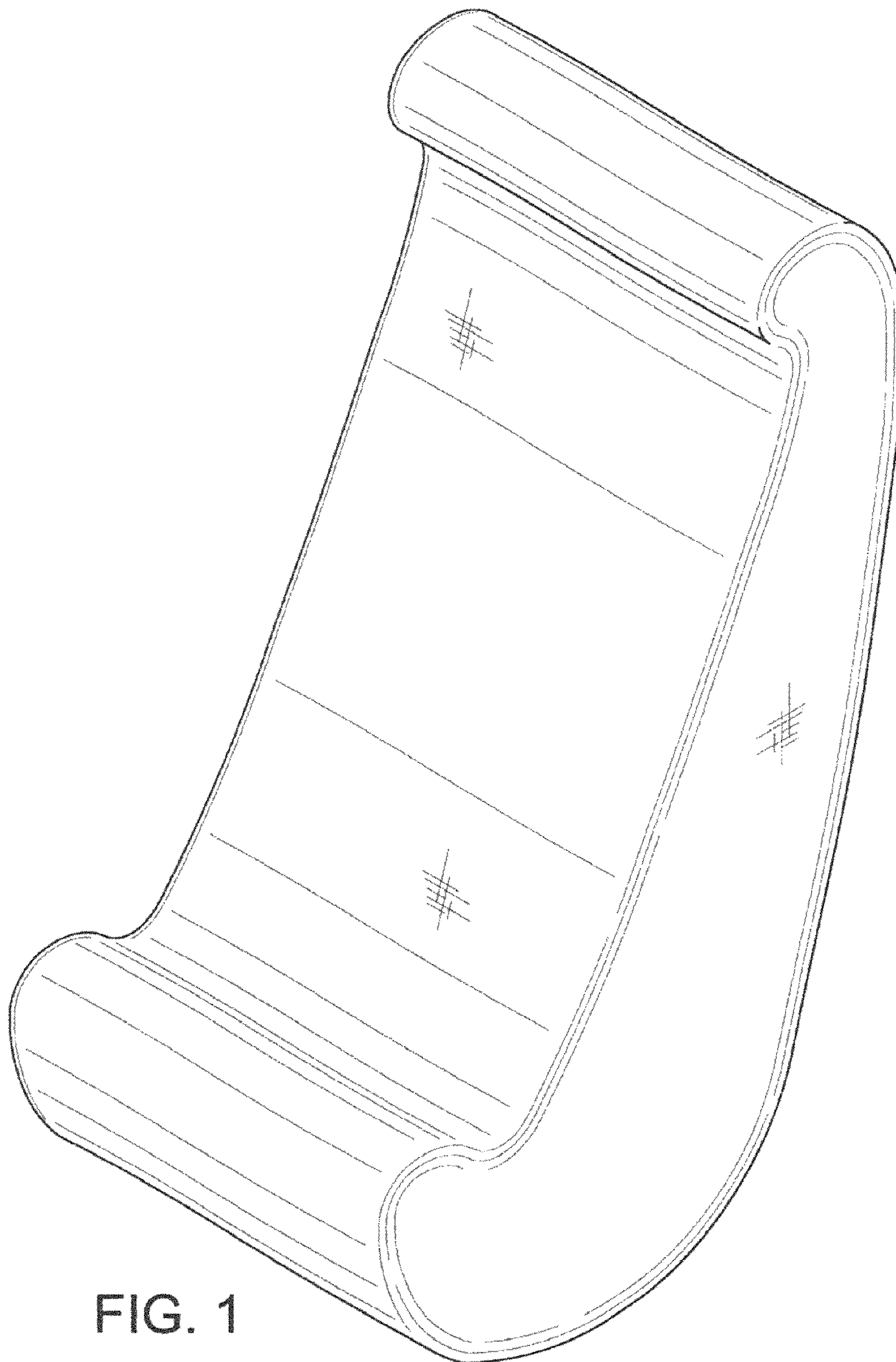


FIG. 1




FIG. 2




FIG. 3

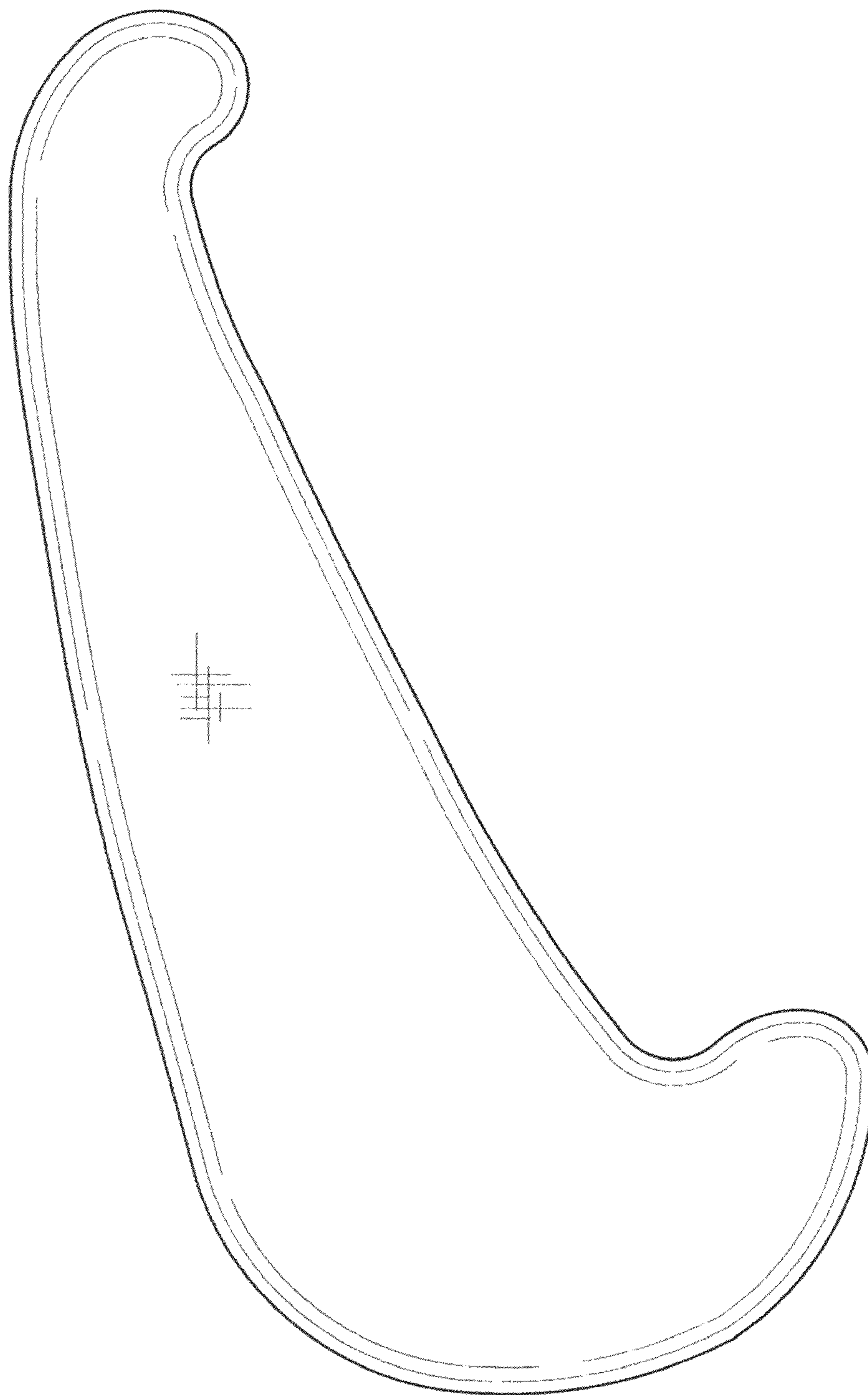


FIG. 4




FIG. 5




FIG. 6