



US00D687814S

(12) **United States Design Patent**  
**Lum et al.**

(10) **Patent No.:** **US D687,814 S**

(45) **Date of Patent:** **\*\* Aug. 13, 2013**

(54) **LOUDSPEAKER HOUSING**

(75) Inventors: **Myk Wayne Lum**, Irvine, CA (US);  
**Geoffrey Christopherson**, Encino, CA  
(US); **Yoshiyuki Takeuchi**, Pine  
Mountain Club, CA (US); **Paul**  
**Bauman**, Los Angeles, CA (US)

(73) Assignee: **Harman International Industries,**  
**Incorporated**, Northridge, CA (US)

(\*\*) Term: **14 Years**

(21) Appl. No.: **29/410,820**

(22) Filed: **Jan. 12, 2012**

(51) **LOC (9) Cl.** ..... **14-03**

(52) **U.S. Cl.**  
USPC ..... **D14/214**

(58) **Field of Classification Search**  
USPC ..... D14/168, 172, 194–196, 204, 207,  
D14/209.1, 210–216, 221, 222; 181/143,  
181/144, 147, 148, 150, 153, 157, 198, 199;  
381/300–303, 306, 332, 333, 336, 345, 361–364,  
381/386–388

See application file for complete search history.

(56) **References Cited**

U.S. PATENT DOCUMENTS

D450,778	S	*	11/2001	Engebretson	.....	D14/221
D473,553	S	*	4/2003	Powell et al.	.....	D14/265
7,134,523	B2	*	11/2006	Engebretson	.....	181/144
7,298,860	B2	*	11/2007	Engebretson et al.	.....	381/386
7,324,654	B2	*	1/2008	Opie et al.	.....	381/345
D568,293	S	*	5/2008	Sawhney et al.	.....	D14/214
D568,294	S	*	5/2008	Sawhney et al.	.....	D14/214
D586,784	S	*	2/2009	Sanguinetti	.....	D14/214
D599,782	S	*	9/2009	Tse	.....	D14/209.1
D620,921	S	*	8/2010	Skurdal	.....	D14/209.1
2003/0127280	A1	*	7/2003	Engebretson	.....	181/199

\* cited by examiner

*Primary Examiner* — Keli L Hill

(74) *Attorney, Agent, or Firm* — Plumsea Law Group, LLC

(57) **CLAIM**

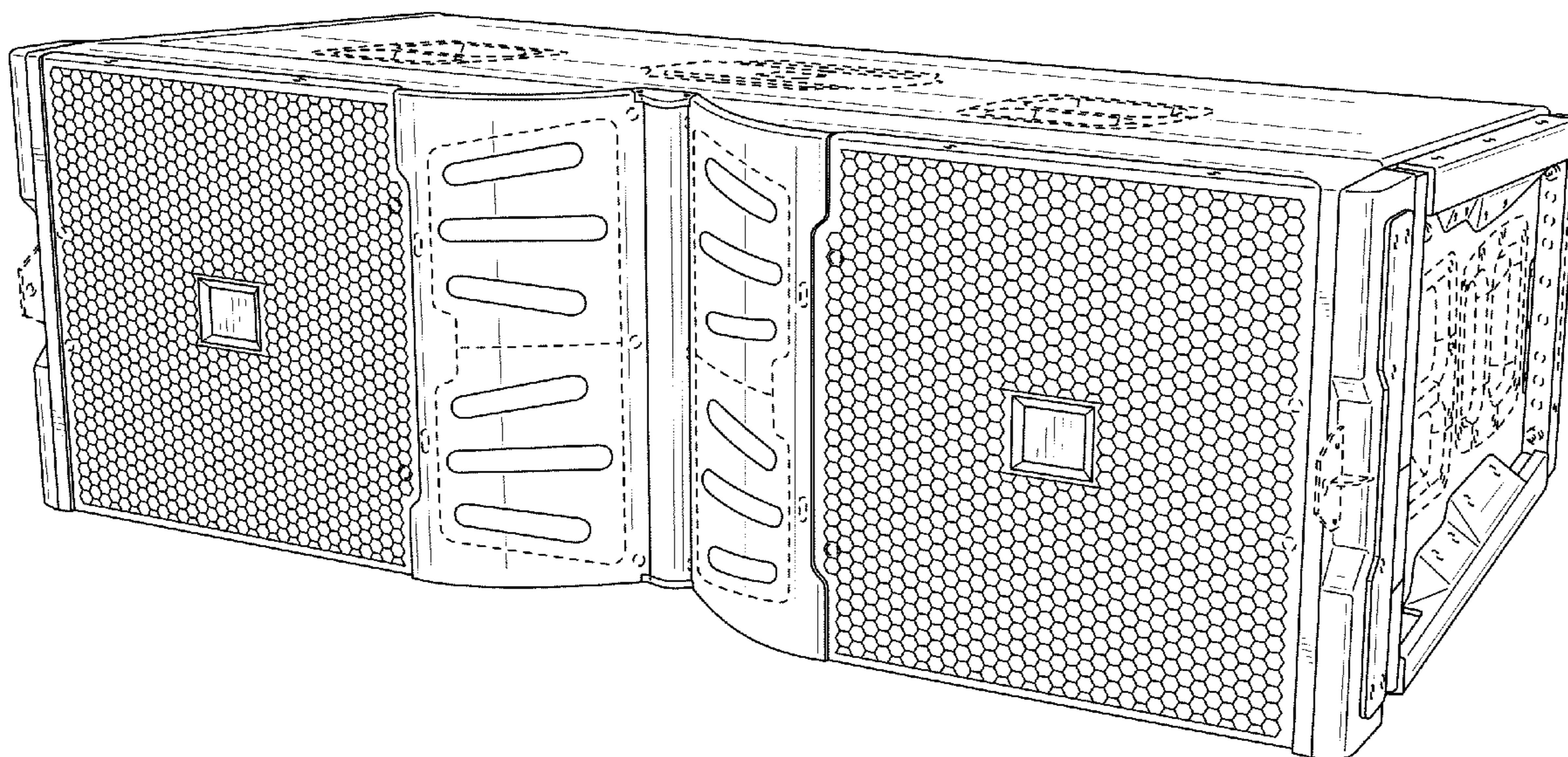
The ornamental design for a loudspeaker housing, as shown and described.

**DESCRIPTION**

FIG. 1 is a perspective view of a loudspeaker housing showing our new design;  
FIG. 2 is a front elevational view thereof;  
FIG. 3 is a rear elevational view thereof;  
FIG. 4 is a side elevational view of one side, the opposite side elevational view being a mirror image thereof; and,  
FIG. 5 is a top plan view thereof.

The broken line showings form no part of the claimed design.

**1 Claim, 5 Drawing Sheets**





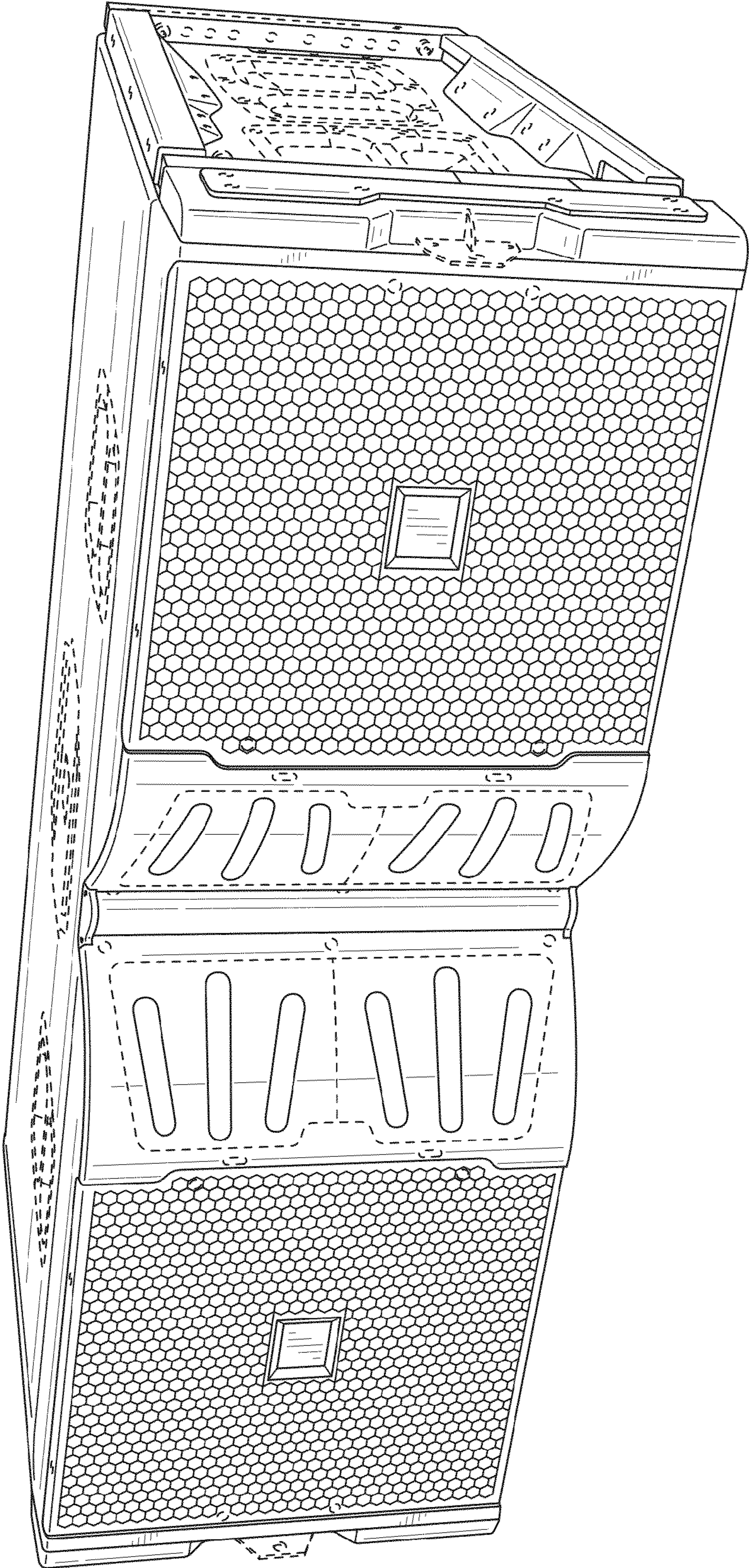


FIG. 1



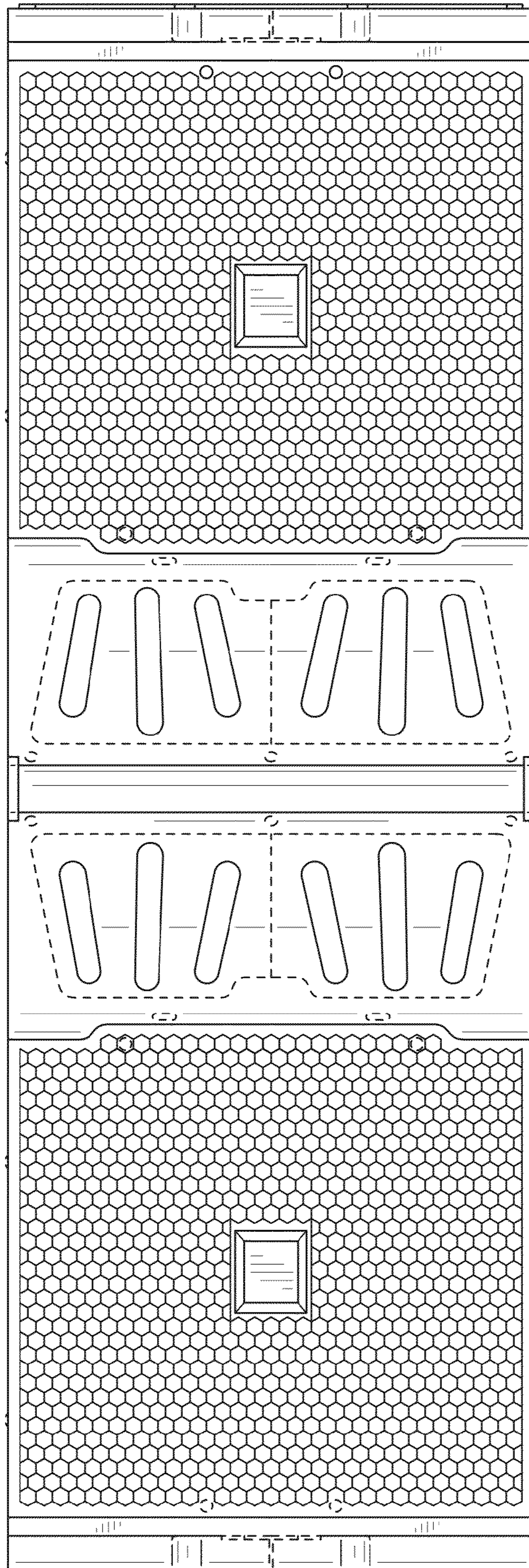


FIG. 2

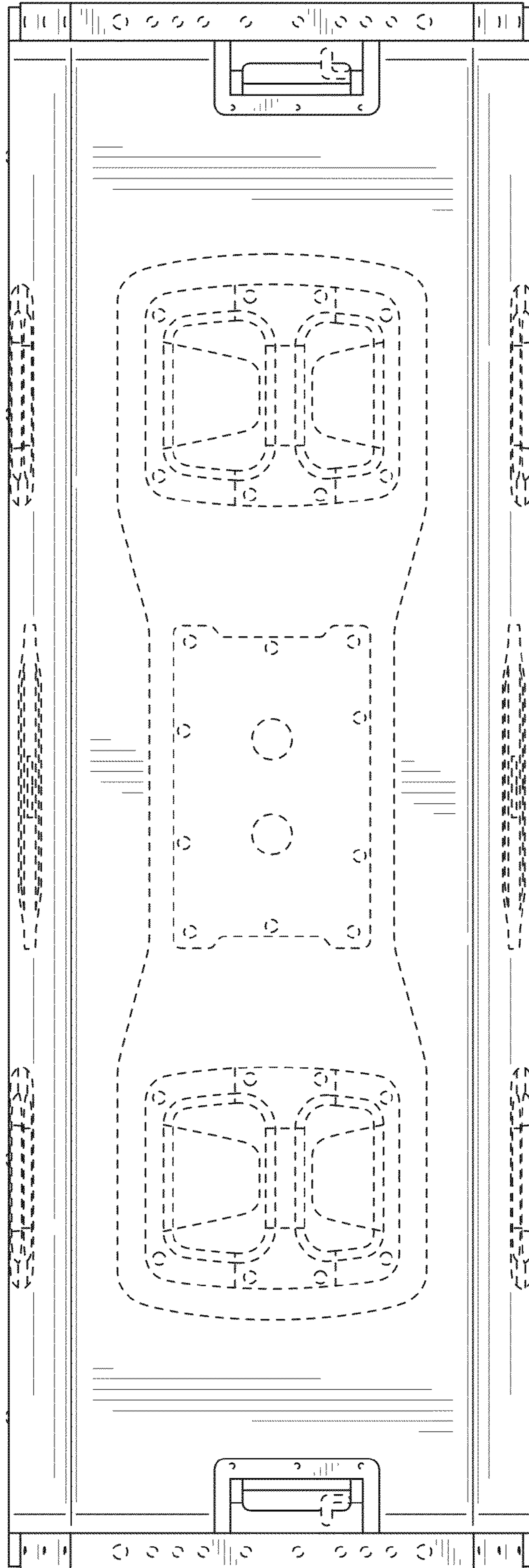


FIG. 3



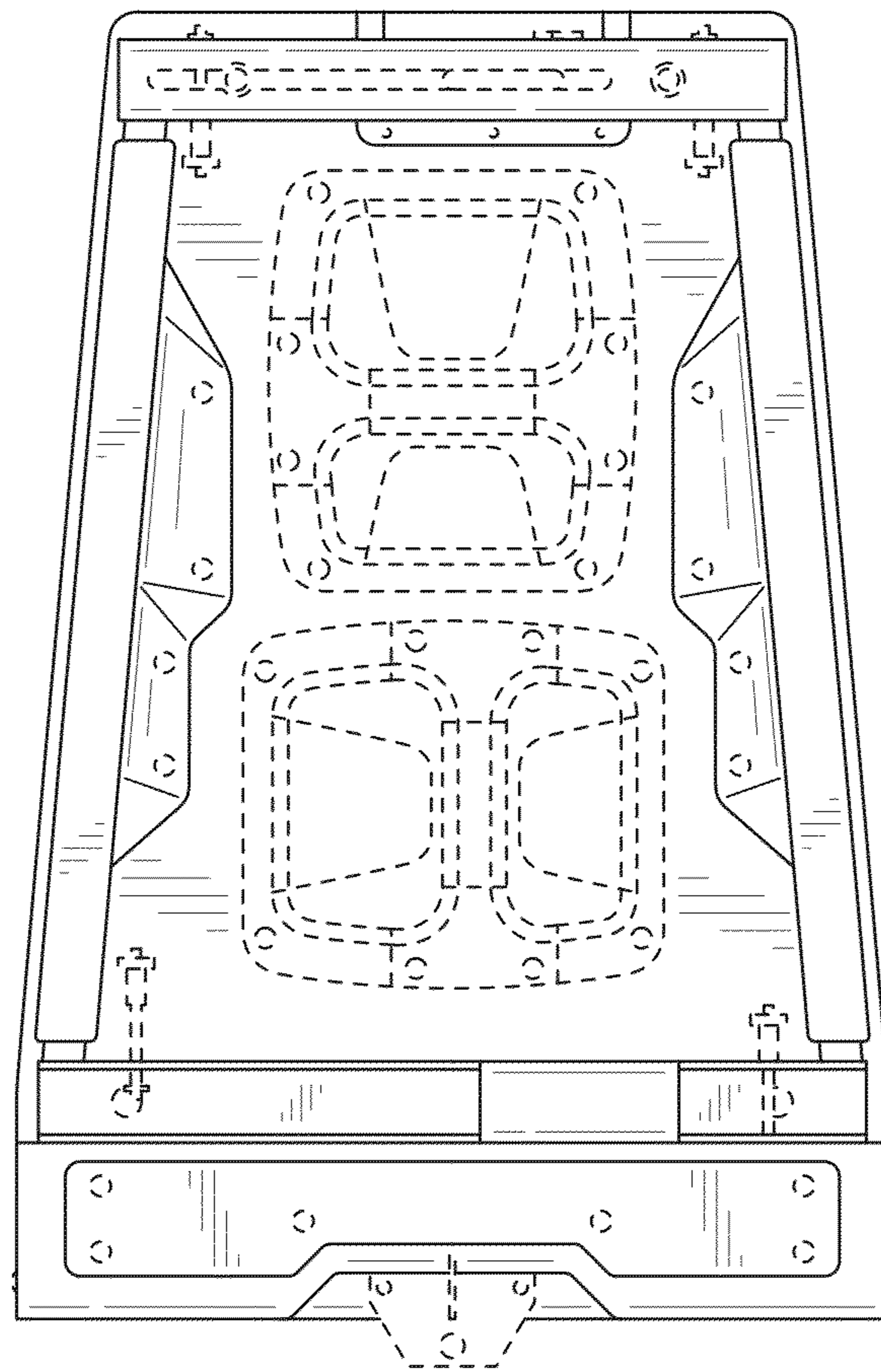


FIG. 4

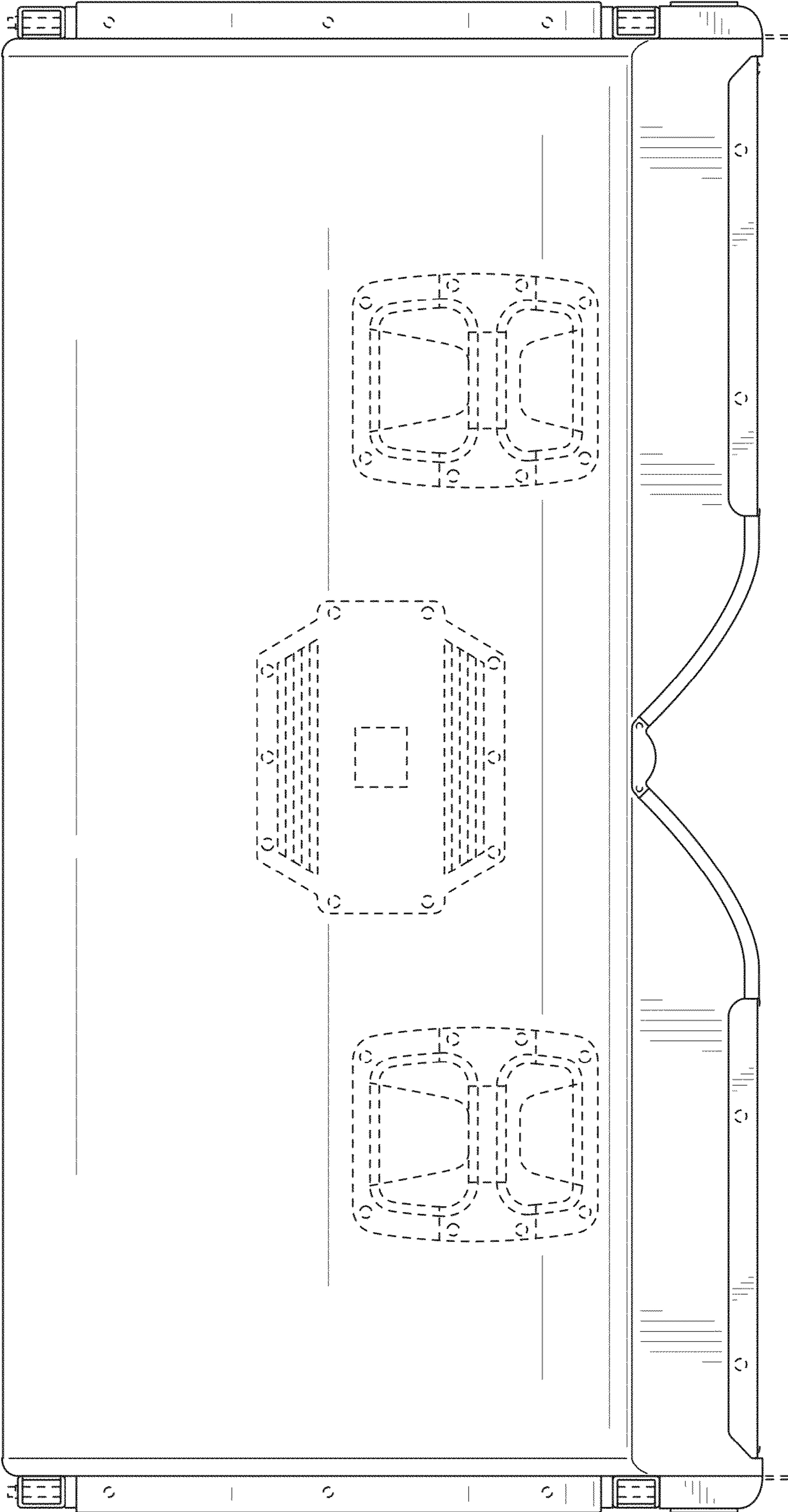


FIG. 5