



US00D687802S

(12) **United States Design Patent**
Jeong

(10) **Patent No.:** **US D687,802 S**

(45) **Date of Patent:** **** Aug. 13, 2013**

(54) **MOBILE PHONE**

(75) Inventor: **Jong-Il Jeong**, Seoul (KR)

(73) Assignee: **Samsung Electronics Co., Ltd.**,
Suwon-Si (KR)

(**) Term: **14 Years**

(21) Appl. No.: **29/430,371**

(22) Filed: **Aug. 24, 2012**

(30) **Foreign Application Priority Data**

May 10, 2012 (KR) 30-2012-0022851

(51) **LOC (9) Cl.** **14-03**

(52) **U.S. Cl.**
USPC **D14/138 G**

(58) **Field of Classification Search**
USPC D14/138 G, 138 AD, 341, 346, 138 R,
D14/138 AC, 496, 203.1, 203.4, 203.7, 248,
D14/218; 455/575.1, 556.2, 575.3, 575.4;
D21/517; 379/433.01, 433.04; D10/65,
D10/78, 104; D13/168
See application file for complete search history.

(56) **References Cited**

U.S. PATENT DOCUMENTS

- D611,025 S * 3/2010 Yu D14/138 G
- D620,470 S * 7/2010 Sohn et al. D14/138 AD
- D628,179 S * 11/2010 Park et al. D14/138 G
- D632,665 S * 2/2011 Kim et al. D14/138 G
- D633,066 S * 2/2011 Park et al. D14/138 AD
- D643,007 S * 8/2011 Song D14/138 G
- D646,252 S * 10/2011 Kim et al. D14/138 AD
- D652,007 S * 1/2012 Kim et al. D14/138 G
- D652,404 S * 1/2012 Okada et al. D14/138 G
- D653,642 S * 2/2012 Han D14/138 AD
- D653,644 S * 2/2012 Chen D14/138 G

- D654,047 S * 2/2012 Kim et al. D14/138 G
- D654,048 S * 2/2012 Ichinose et al. D14/138 G
- D654,463 S * 2/2012 Han D14/138 G
- D654,889 S * 2/2012 Kim et al. D14/138 G

(Continued)

OTHER PUBLICATIONS

Samsung Galaxy Music S6010 telephone, announced Oct. 2012, [online], [site visited Mar. 19, 2013]. Available from Internet, <URL: http://www.gsmarena.com/samsung_galaxy_music_s6010-5026.php>.*

(Continued)

Primary Examiner — Jeffrey D Asch

(74) *Attorney, Agent, or Firm* — Staas & Halsey LLP

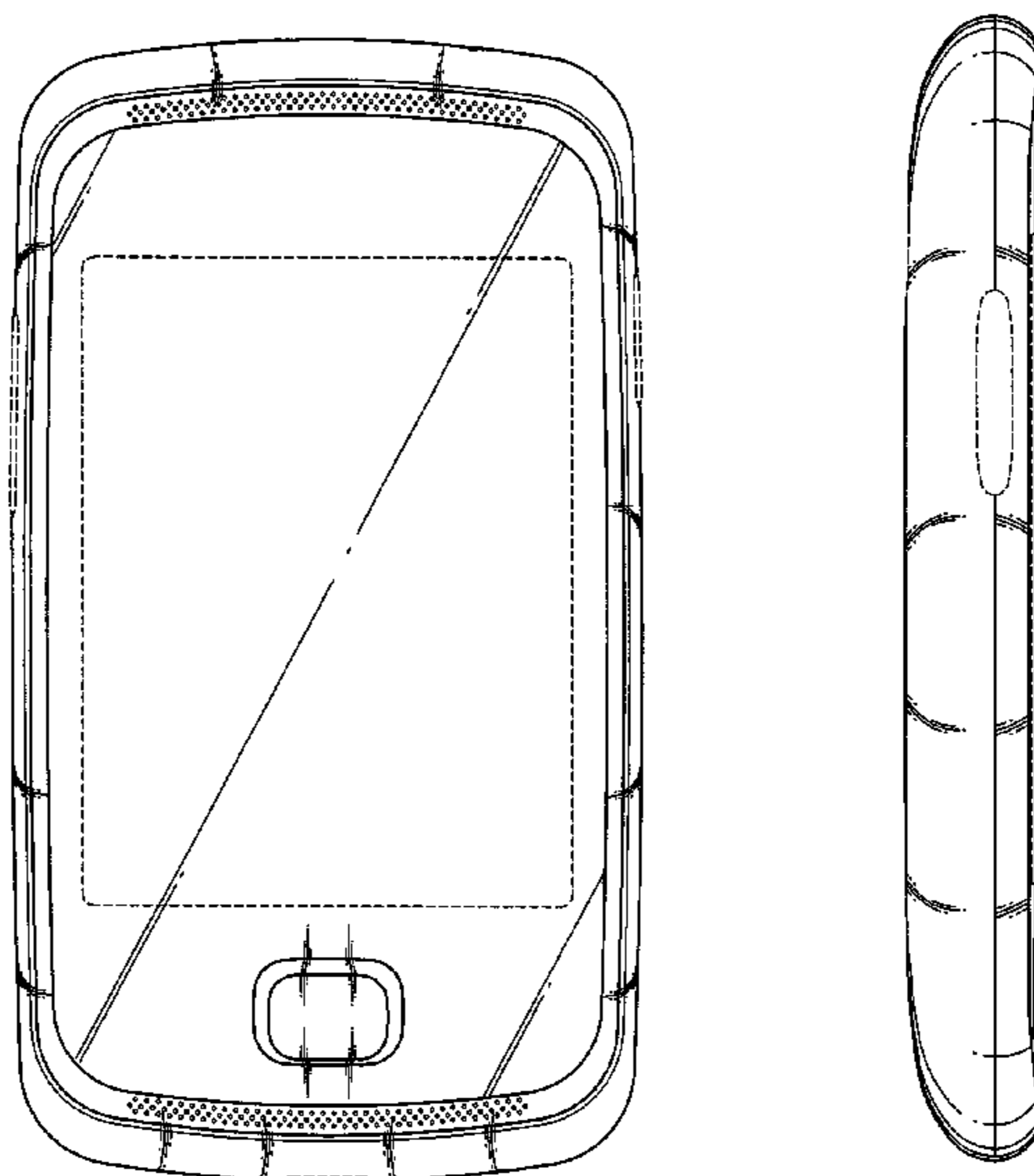
(57) **CLAIM**

The ornamental design for a mobile phone, as shown and described.

DESCRIPTION

FIG. 1 is a front perspective view of a mobile phone; FIG. 2 is a front view of the mobile phone of FIG. 1; FIG. 3 is a rear view of the mobile phone of FIG. 1; FIG. 4 is a left-side view of the mobile phone of FIG. 1; FIG. 5 is a right-side view of the mobile phone of FIG. 1; FIG. 6 is a top plan view of the mobile phone of FIG. 1; and, FIG. 7 is a bottom plan view of the mobile phone of FIG. 1. The broken lines shown in the figures that are immediately adjacent to the shaded areas and define regions that are consistently unshaded, represent the bounds of the claim, while all other broken lines, including those beneath the transparent panel on the front, are directed to environment and are for illustrative purposes only; the broken lines form no part of the claimed design.

1 Claim, 7 Drawing Sheets



U.S. PATENT DOCUMENTS

D654,899 S * 2/2012 Jung D14/138 G
D657,762 S * 4/2012 Jung et al. D14/138 AD
D657,764 S * 4/2012 Hong D14/138 G
D669,054 S * 10/2012 Han D14/138 G
D669,444 S * 10/2012 Shin et al. D14/138 G
D669,445 S * 10/2012 Yeon et al. D14/138 AD
D676,821 S * 2/2013 Jeong D14/138 G
D676,823 S * 2/2013 Chung D14/138 G
D676,824 S * 2/2013 Lee D14/138 G
D678,231 S * 3/2013 Kim D14/138 G

OTHER PUBLICATIONS

Samsung Champ Neo Duos C3262 telephone, announced Dec. 2012, [online], [site visited Mar. 19, 2013]. Available from Internet, <URL: http://www.gsmarena.com/samsung_rex_90_s5292-5301.php>.*

Samsung Rex 60 C3312R telephone, announced Feb. 2013, [online], [site visited Mar. 19, 2013]. Available from Internet, <URL: http://www.gsmarena.com/samsung_rex_60_c3312r-5298.php>.*

Samsung Galaxy Y Duos S6102 telephone, announced Dec. 2011, [online], [site visited Mar. 19, 2013]. Available from Internet, <URL: http://www.gsmarena.com/samsung_galaxy_y_duos_s6102-4385.php>.*

Samsung Galaxy Pocket S5300 telephone, announced Feb. 2012, [online], [site visited Mar. 19, 2013]. Available from Internet, <URL: http://www.gsmarena.com/samsung_galaxy_pocket_s5300-4612.php>.*

Samsung C3312 Duos telephone, announced Jan. 2012, [online], [site visited Mar. 19, 2013]. Available from Internet, <URL: http://www.gsmarena.com/samsung_c3312_duos-4403.php>.*

* cited by examiner

FIG. 1

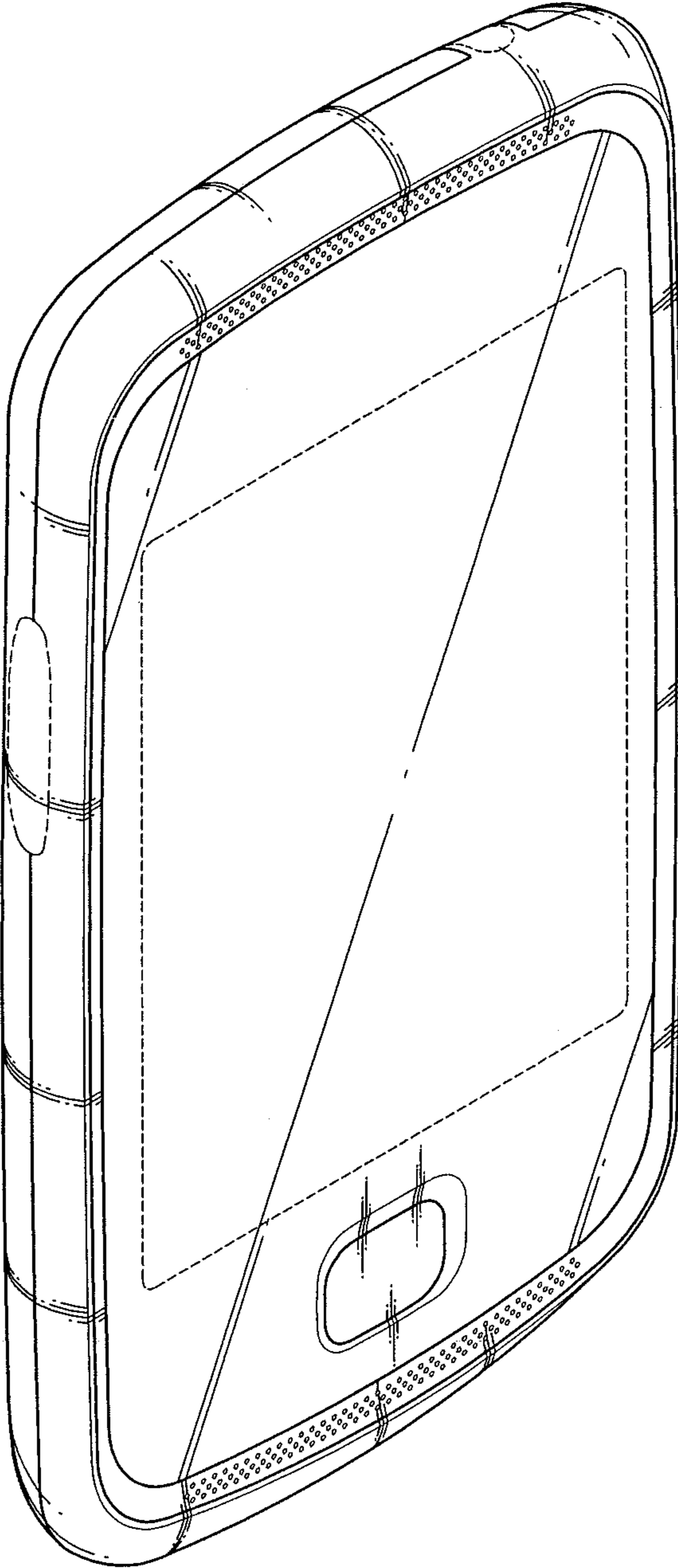


FIG. 2

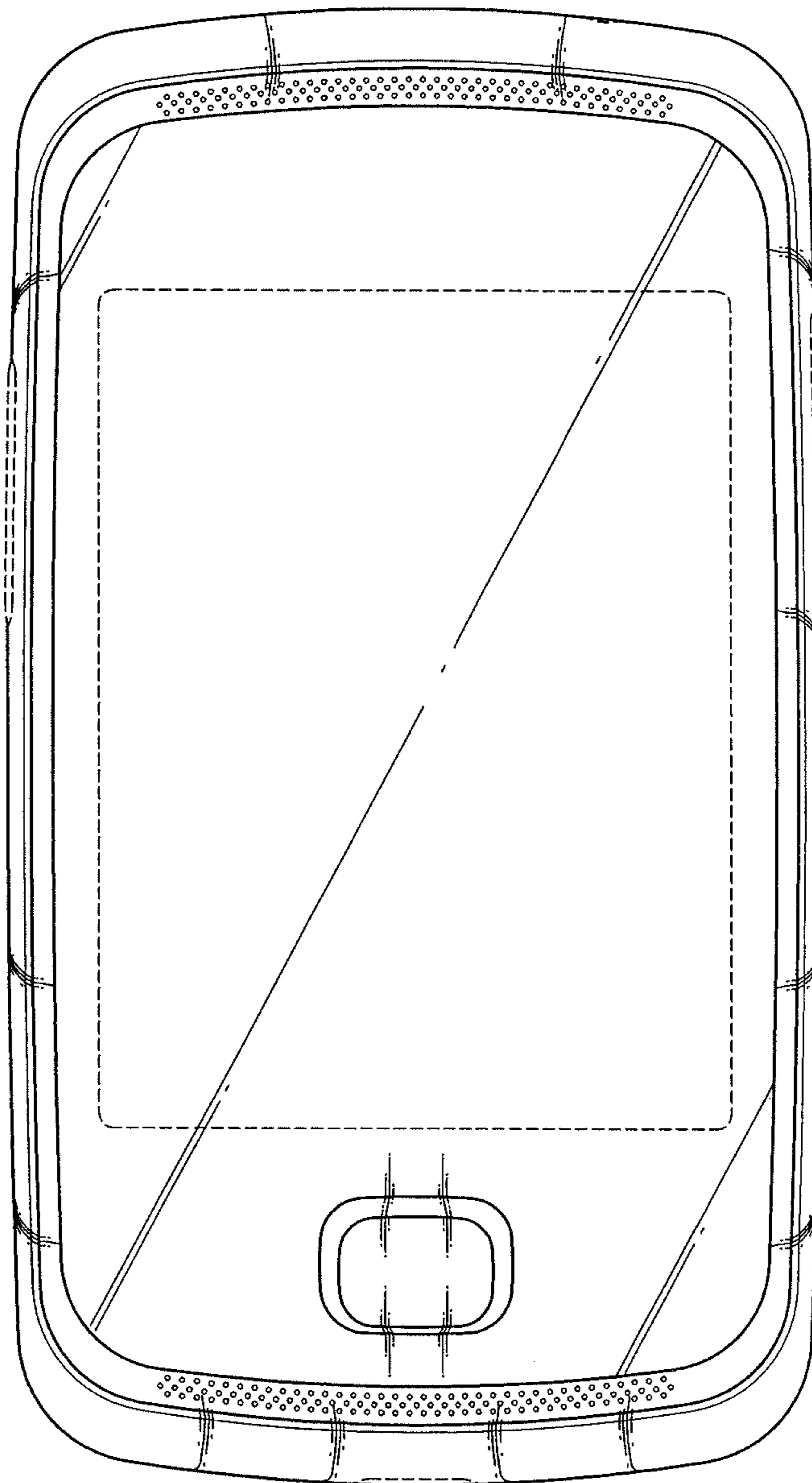


FIG. 3

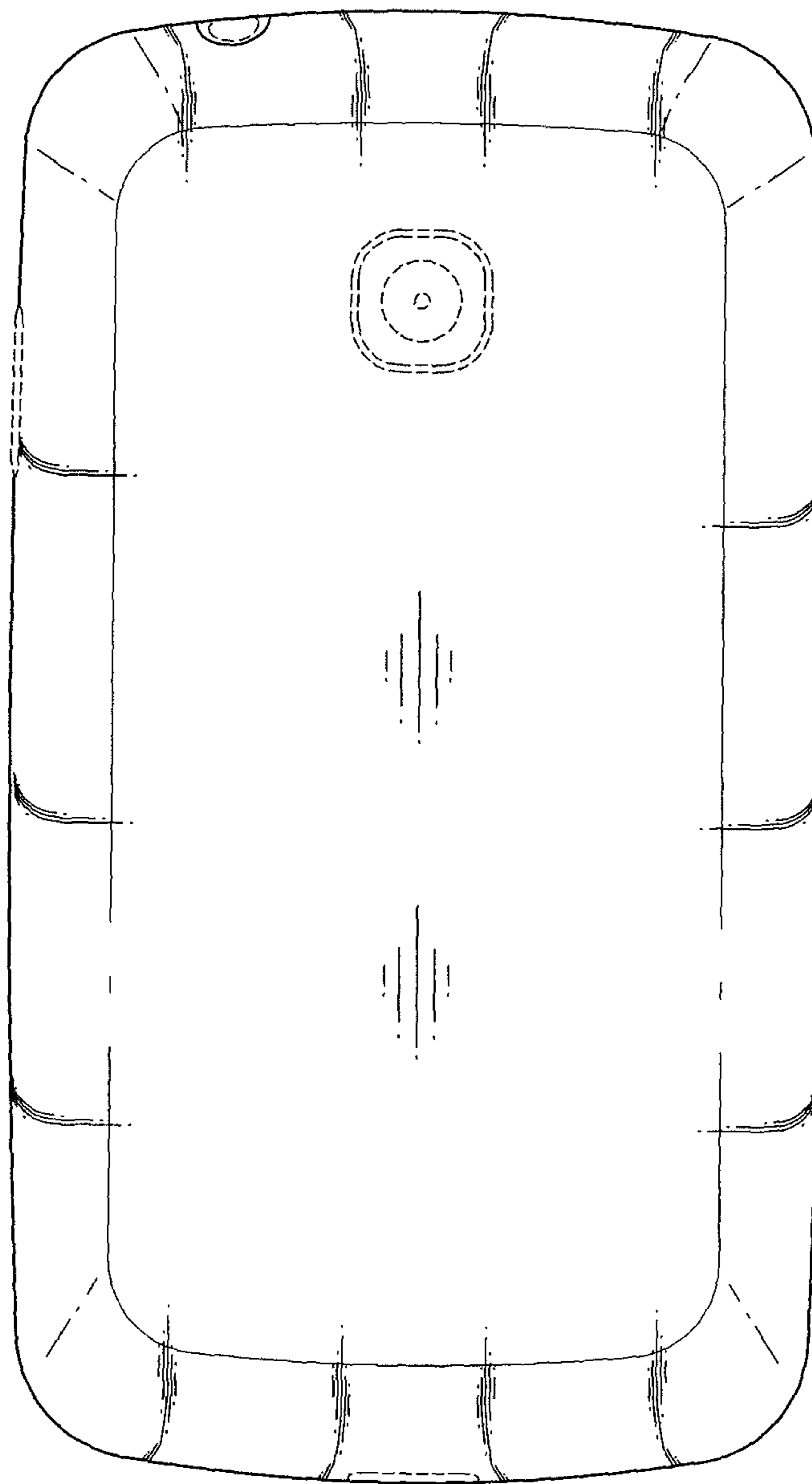


FIG. 4

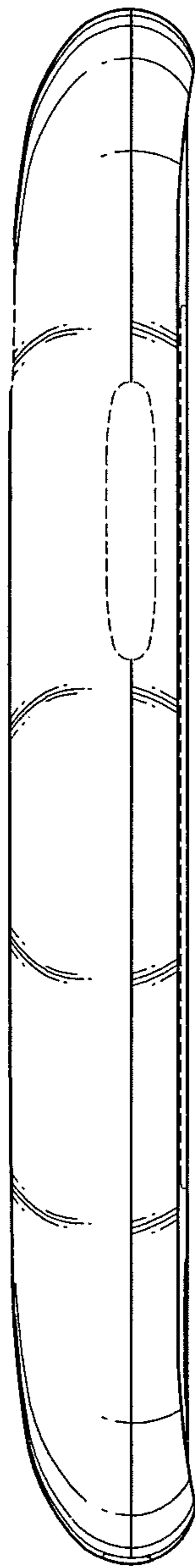


FIG. 5




FIG. 6

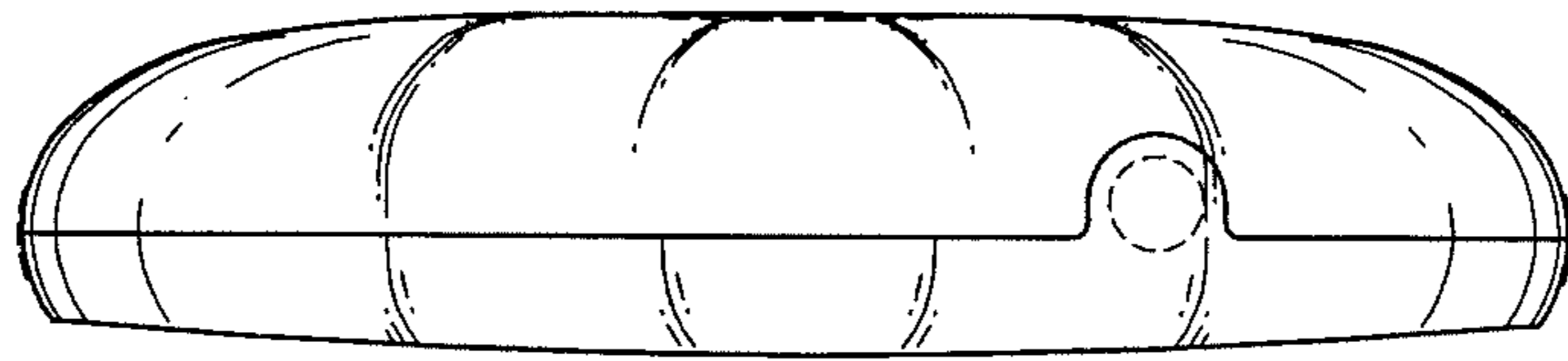


FIG. 7

