



US00D687788S

(12) **United States Design Patent**
Chen et al.

(10) **Patent No.:** **US D687,788 S**

(45) **Date of Patent:** **** Aug. 13, 2013**

(54) **LIGHT EMITTING DIODE MODULE**

(75) Inventors: **Kuo-Ching Chen**, Miaoli County (TW);
Chien-Hsuan Chien, New Taipei (TW)

(73) Assignee: **Lextar Electronics Corp.**, Hsinchu
(TW)

(**) Term: **14 Years**

(21) Appl. No.: **29/425,804**

(22) Filed: **Jun. 27, 2012**

(30) **Foreign Application Priority Data**

Jan. 20, 2012 (TW) 101300391

(51) **LOC (9) Cl.** **13-03**

(52) **U.S. Cl.**
USPC **D13/180**

(58) **Field of Classification Search**
USPC D13/180; D26/1; 257/79, 80, 81,
257/88, 89, 95, 98, 99, 100, E33.058; 313/483,
313/498, 500; 362/555, 800
See application file for complete search history.

(56) **References Cited**

U.S. PATENT DOCUMENTS

D522,974 S * 6/2006 Egawa D13/180
D522,975 S * 6/2006 Egawa et al. D13/180
D523,825 S * 6/2006 Egawa D13/180

D591,695 S * 5/2009 Oh et al. D13/180
D621,804 S * 8/2010 Sip et al. D13/182
D642,994 S * 8/2011 Lin et al. D13/180
8,203,166 B2 * 6/2012 Chin 257/99
2008/0170396 A1 * 7/2008 Yuan et al. 362/244
2009/0251040 A1 * 10/2009 Kim 313/307
2011/0193112 A1 * 8/2011 Inoue et al. 257/91
2012/0037927 A1 * 2/2012 Lai 257/88
2013/0001604 A1 * 1/2013 Shimonishi et al. 257/88
2013/0009179 A1 * 1/2013 Bhat et al. 257/89
2013/0043493 A1 * 2/2013 Wang et al. 257/88

* cited by examiner

Primary Examiner — Selina Sikder

(74) *Attorney, Agent, or Firm* — Schmeiser, Olsen & Watts
LLP


(57) **CLAIM**

We claim, the ornamental design for a light emitting diode
module, as shown and described.

DESCRIPTION

FIG. 1 is a front perspective view of light emitting diode
module showing the new design;
FIG. 2 is a front elevational view thereof;
FIG. 3 is a rear elevational view thereof;
FIG. 4 is a left side elevational view thereof;
FIG. 5 is a right side elevational view thereof;
FIG. 6 is a top plan view thereof; and,
FIG. 7 is a bottom plan view thereof.

1 Claim, 7 Drawing Sheets






FIG.1




FIG.2



FIG.3

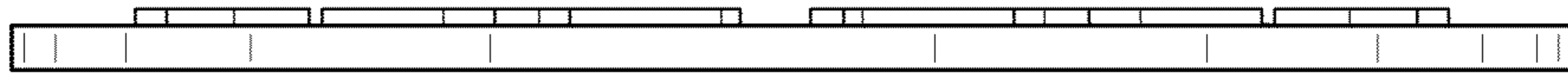


FIG.4

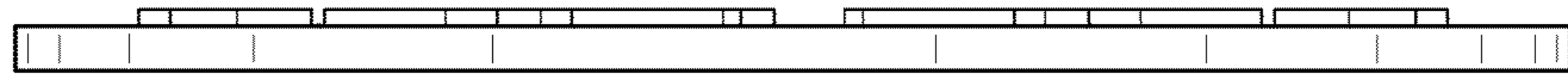


FIG.5

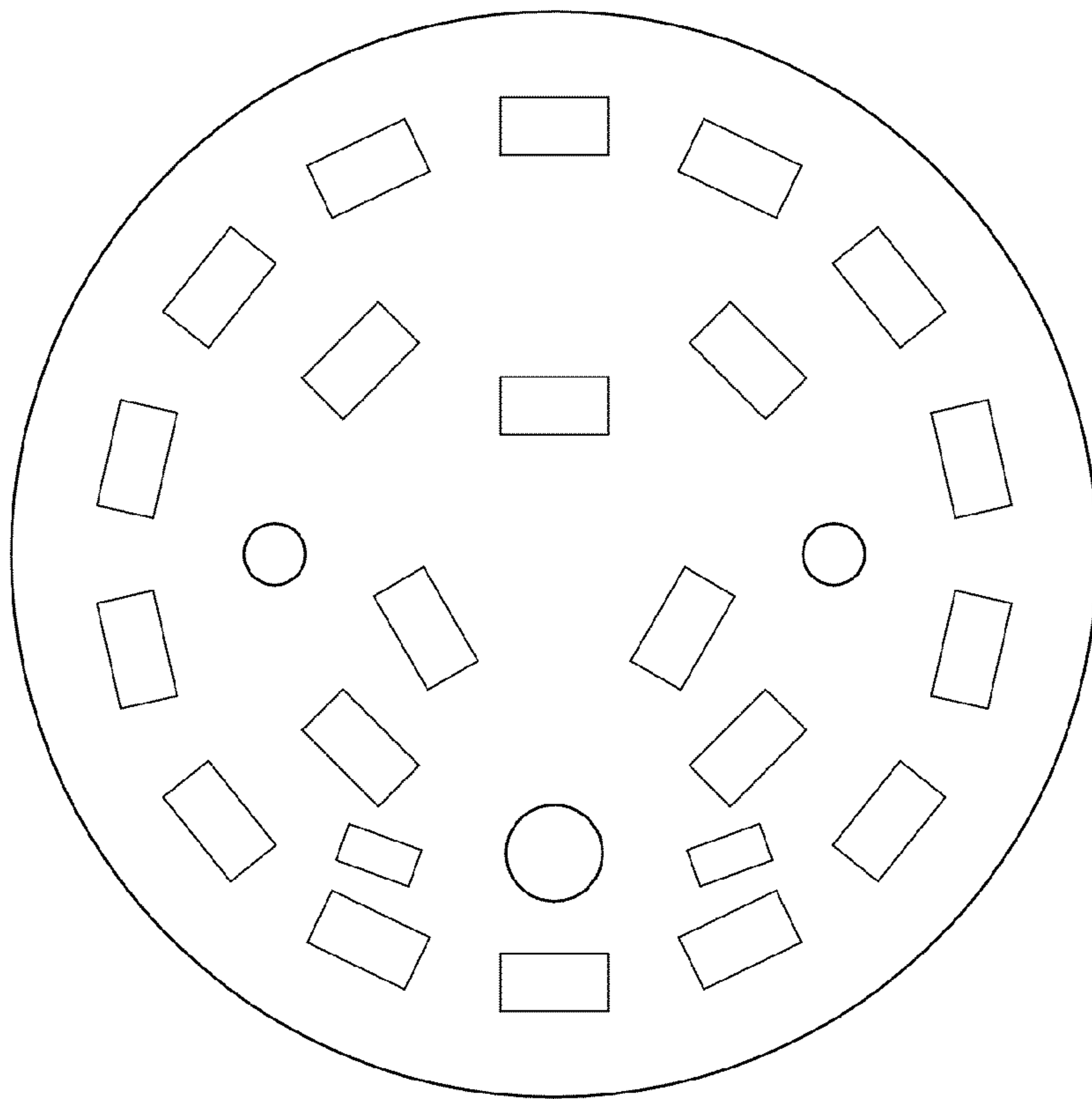


FIG.6

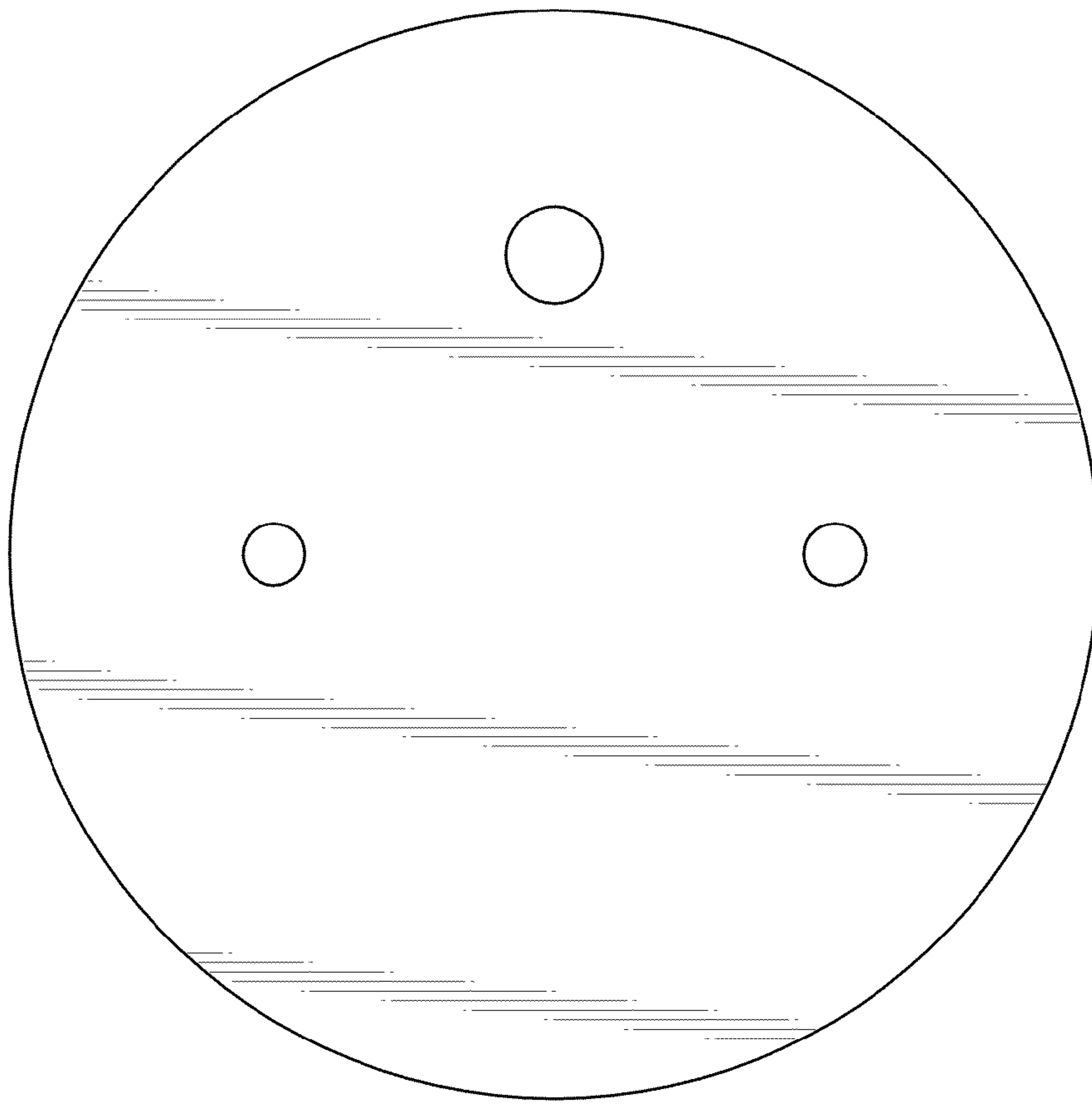


FIG.7