



US00D687777S

(12) **United States Design Patent**
Yonishi et al.

(10) **Patent No.:** **US D687,777 S**

(45) **Date of Patent:** **** Aug. 13, 2013**

(54) **RECHARGEABLE BATTERY**

(71) Applicant: **Sony Corporation**, Tokyo (JP)

(72) Inventors: **Kiyoshi Yonishi**, Tokyo (JP); **Atsuhiko Kumagai**, Tokyo (JP); **Takeshi Ichimura**, Tokyo (JP); **Yuki Okuno**, Tokyo (JP)

(73) Assignee: **Sony Corporation**, Tokyo (JP)

(**) Term: **14 Years**

(21) Appl. No.: **29/442,045**

(22) Filed: **Nov. 21, 2012**

(30) **Foreign Application Priority Data**

May 24, 2012	(CN)	2012 3 0195617
May 24, 2012	(CN)	2012 3 0195623
Jun. 5, 2012	(JP)	D2012-013285
Jun. 5, 2012	(JP)	D2012-013286
Jun. 5, 2012	(JP)	D2012-013287
Jun. 5, 2012	(JP)	D2012-013288
Jun. 5, 2012	(JP)	D2012-013289
Jun. 5, 2012	(JP)	D2012-013290
Jun. 5, 2012	(JP)	D2012-013291
Jun. 5, 2012	(JP)	D2012-013292
Jun. 5, 2012	(JP)	D2012-013293
Jun. 5, 2012	(JP)	D2012-013294
Jun. 5, 2012	(JP)	D2012-013295
Jun. 5, 2012	(JP)	D2012-013296
Jun. 5, 2012	(JP)	D2012-013297
Jun. 5, 2012	(JP)	D2012-013298
Jun. 5, 2012	(JP)	D2012-013299
Jun. 5, 2012	(JP)	D2012-013300
Jun. 5, 2012	(JP)	D2012-013301
Jun. 5, 2012	(JP)	D2012-013302
Jun. 5, 2012	(JP)	D2012-013303
Jun. 5, 2012	(JP)	D2012-013304
Jun. 5, 2012	(JP)	D2012-013305
Jun. 5, 2012	(JP)	D2012-013306

(51) **LOC (9) Cl.** 13-02

(52) **U.S. Cl.**
USPC **D13/119**

(58) **Field of Classification Search**
USPC D13/102-106, 110, 118-121, 184,
D13/199; 429/96-100, 163, 176
See application file for complete search history.

(56) **References Cited**

U.S. PATENT DOCUMENTS

D277,747 S 2/1985 Toth
D335,277 S 5/1993 Hattori

(Continued)

FOREIGN PATENT DOCUMENTS

JP D1355276 S 4/2009
JP D1405669 S 1/2011

(Continued)

Primary Examiner — Rosemary K Tarca

(74) *Attorney, Agent, or Firm* — Radar, Fishman & Grauer PLLC

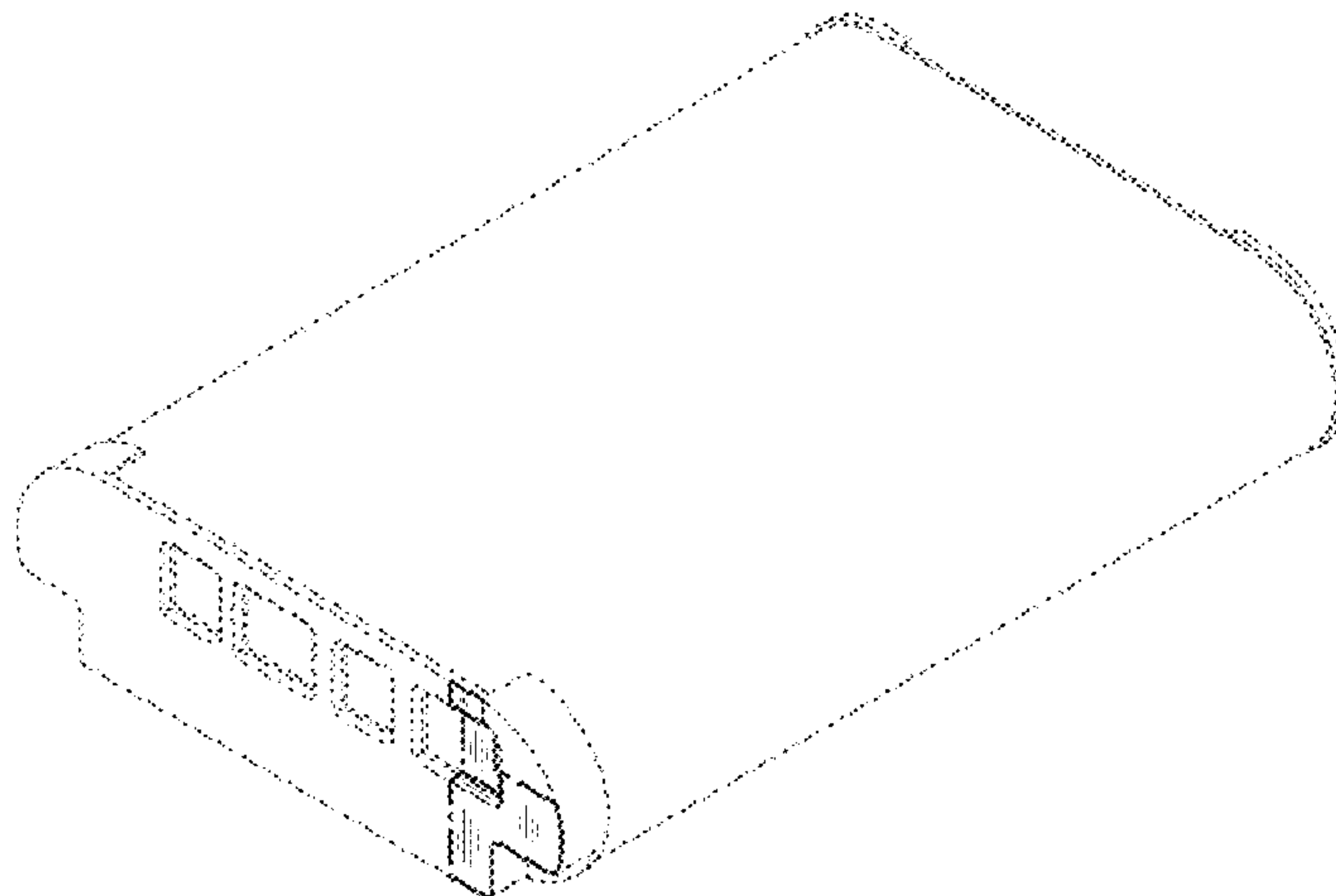
(57) **CLAIM**

The ornamental design for a rechargeable battery, as shown and described.

DESCRIPTION

FIG. 1 is a front, top, right perspective view of a rechargeable battery showing our new design;
FIG. 2 is a front, bottom, left perspective view thereof;
FIG. 3 is a front elevational view thereof;
FIG. 4 is a right side elevational view thereof;
FIG. 5 is a top plan view thereof; and,
FIG. 6 is a bottom plan view thereof.
Portions in broken lines are for illustrative purpose only and form no part of the claimed design. The dot-dash broken lines define but are not included in, the boundaries of the claimed design.

1 Claim, 3 Drawing Sheets



(56)

References Cited

U.S. PATENT DOCUMENTS

D356,291 S 3/1995 Kawamura
 D362,839 S 10/1995 Tamaki
 D400,848 S 11/1998 Clark et al.
 D417,860 S 12/1999 Lau
 D426,513 S 6/2000 Toops et al.
 D439,877 S * 4/2001 Vacheron et al. D13/103
 6,376,122 B1 4/2002 Cheeseman
 D486,789 S 2/2004 Santiago
 D490,370 S 5/2004 Picardo
 D516,019 S * 2/2006 Ohsako et al. D13/103
 D516,503 S * 3/2006 Takeshita et al. D13/103
 D548,181 S 8/2007 Krieger et al.
 7,462,417 B2 12/2008 Moon
 D586,742 S * 2/2009 Song D13/103
 D590,334 S * 4/2009 Tatehata et al. D13/103
 D590,335 S * 4/2009 Tatehata et al. D13/103
 D590,336 S * 4/2009 Tatehata et al. D13/103
 D590,337 S * 4/2009 Tatehata et al. D13/103
 D590,341 S * 4/2009 Tatehata et al. D13/119
 D590,769 S * 4/2009 Tatehata et al. D13/103
 D592,130 S * 5/2009 Tatehata et al. D13/103
 D601,494 S * 10/2009 Otani et al. D13/103
 D604,696 S 11/2009 Tasai

D608,276 S * 1/2010 Takeshita et al. D13/103
 D618,171 S * 6/2010 Tatehata et al. D13/119
 D619,959 S * 7/2010 Takeshita et al. D13/103
 D622,213 S * 8/2010 Nomi et al. D13/103
 D623,590 S * 9/2010 Otani et al. D13/103
 D635,512 S 4/2011 Tatehata et al.
 7,985,501 B2 7/2011 Kim et al.
 D642,980 S 8/2011 Inaba
 7,989,105 B2 8/2011 Suzuki et al.
 D644,988 S * 9/2011 Finney et al. D13/103
 D645,814 S * 9/2011 Otani et al. D13/103
 D646,222 S * 10/2011 Tatehata et al. D13/103
 D662,473 S 6/2012 Andre et al.
 D669,427 S * 10/2012 Ignor et al. D13/103
 2004/0053128 A1 3/2004 Smith et al.
 2005/0008931 A1 1/2005 Axelrod
 2006/0281002 A1 12/2006 Aoki et al.
 2008/0152994 A1 6/2008 Yamagami et al.
 2008/0305367 A1 12/2008 Baek et al.
 2011/0250489 A1 10/2011 Baek et al.

FOREIGN PATENT DOCUMENTS

WO WO-DM/063870 S 7/2003
 WO WO-DM/065508 S 7/2004
 WO WO-DM/069177 S 9/2007

* cited by examiner

FIG.1

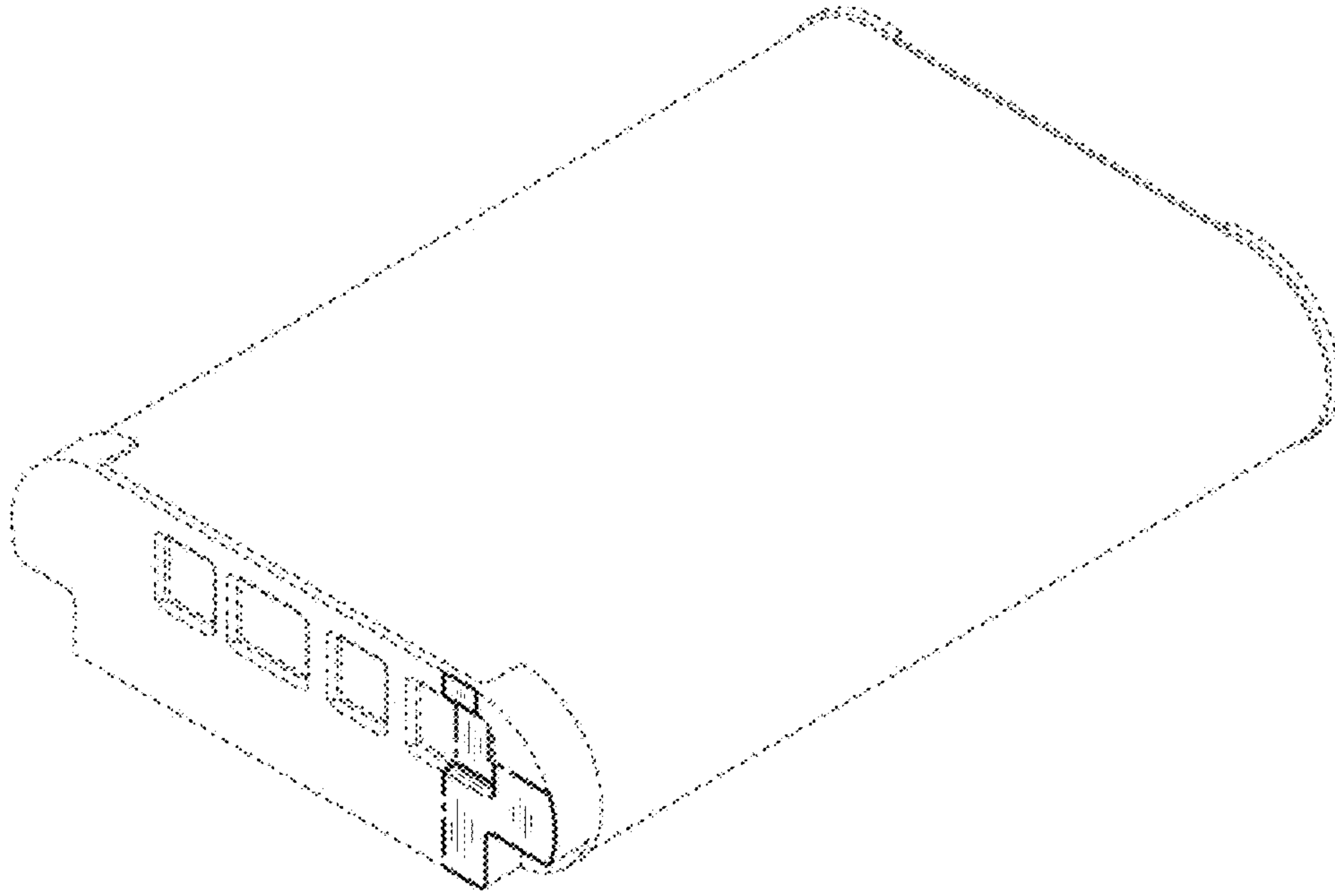


FIG.2

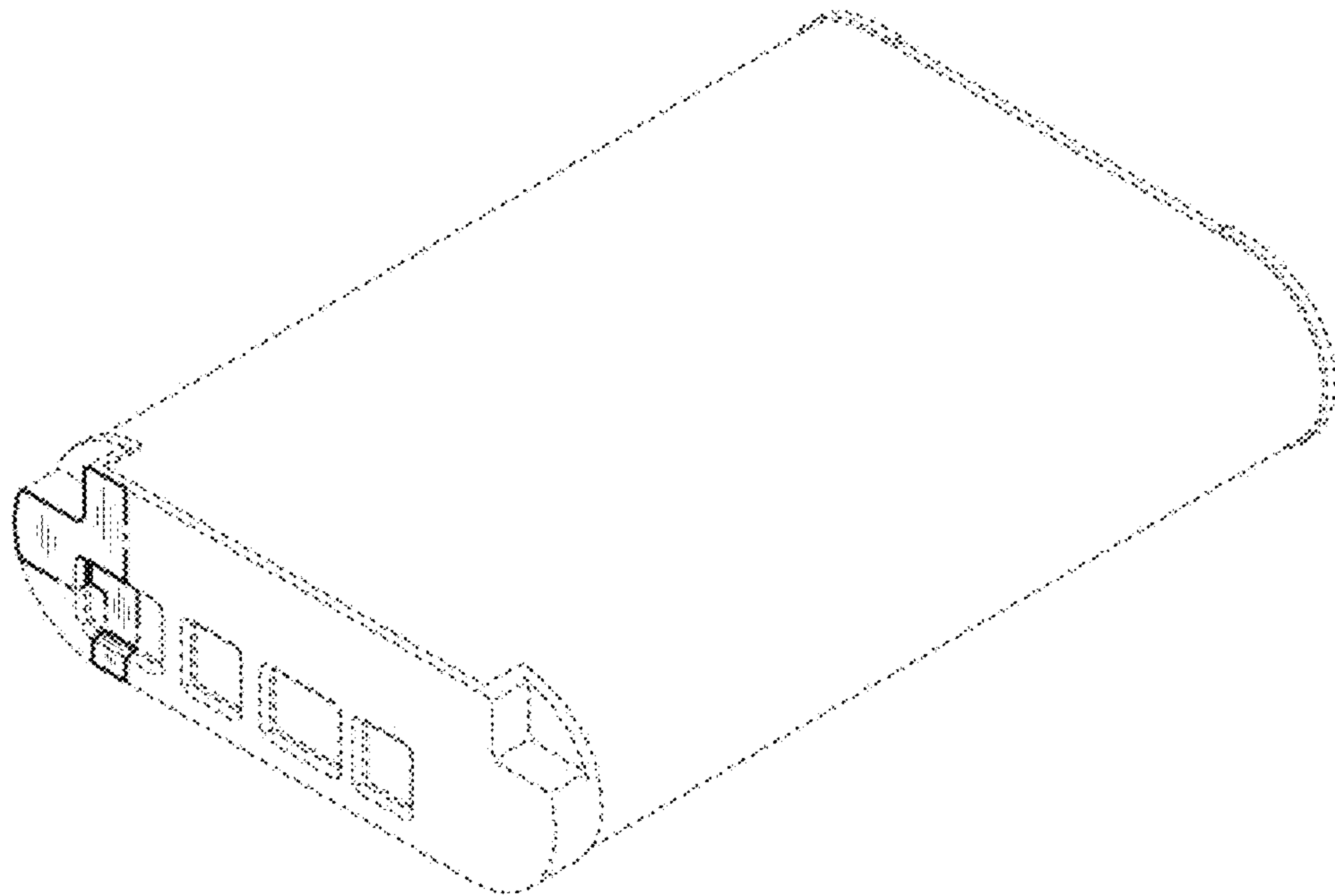


FIG.3




FIG.4




FIG.6



FIG.5

