



US00D687776S

(12) **United States Design Patent**
Blevio, Sr.

(10) **Patent No.:** **US D687,776 S**

(45) **Date of Patent:** **** Aug. 13, 2013**

(54) **TURBINE ROTOR**

(71) Applicant: **Henry L. Blevio, Sr.**, New Milford, CT
(US)

(72) Inventor: **Henry L. Blevio, Sr.**, New Milford, CT
(US)

(**) Term: **14 Years**

(21) Appl. No.: **29/442,590**

(22) Filed: **Mar. 30, 2013**

(51) **LOC (9) Cl.** **13-01**

(52) **U.S. Cl.**
USPC **D13/115**

(58) **Field of Classification Search**
USPC D13/115, 118, 122, 199; D12/344,
D12/345; D15/1, 5, 7, 123, 138; D21/453,
D21/458; 290/52, 54, 55; 415/199.4, 916;
416/24, 31, 37, 38, 132 B, 132 R, 141, 142,
416/176, 177, 186 R, 196 A, 202, 223 A,
416/228

See application file for complete search history.

(56) **References Cited**

U.S. PATENT DOCUMENTS

1,433,995 A * 10/1922 Fowle 415/1
1,961,237 A * 6/1934 Mobley 416/185

2,460,849 A * 2/1949 Senn 416/175
4,184,804 A * 1/1980 Inagaki et al. 415/228
7,471,009 B2 * 12/2008 Davis et al. 290/54
D629,356 S * 12/2010 Presz et al. D13/115
D638,358 S * 5/2011 Sauer, Jr. D13/115

* cited by examiner

Primary Examiner — Derrick Holland

(74) *Attorney, Agent, or Firm* — K. Gibner Lehmann

(57) **CLAIM**

The ornamental design for a turbine rotor, substantially as shown and described.

DESCRIPTION

FIG. 1 is a perspective view of a turbine rotor showing my new design.

FIG. 2 is a front elevation view thereof;

FIG. 3 is a rear elevation view thereof;

FIG. 4 is a top plan view thereof;

FIG. 5 is a bottom plan view thereof;

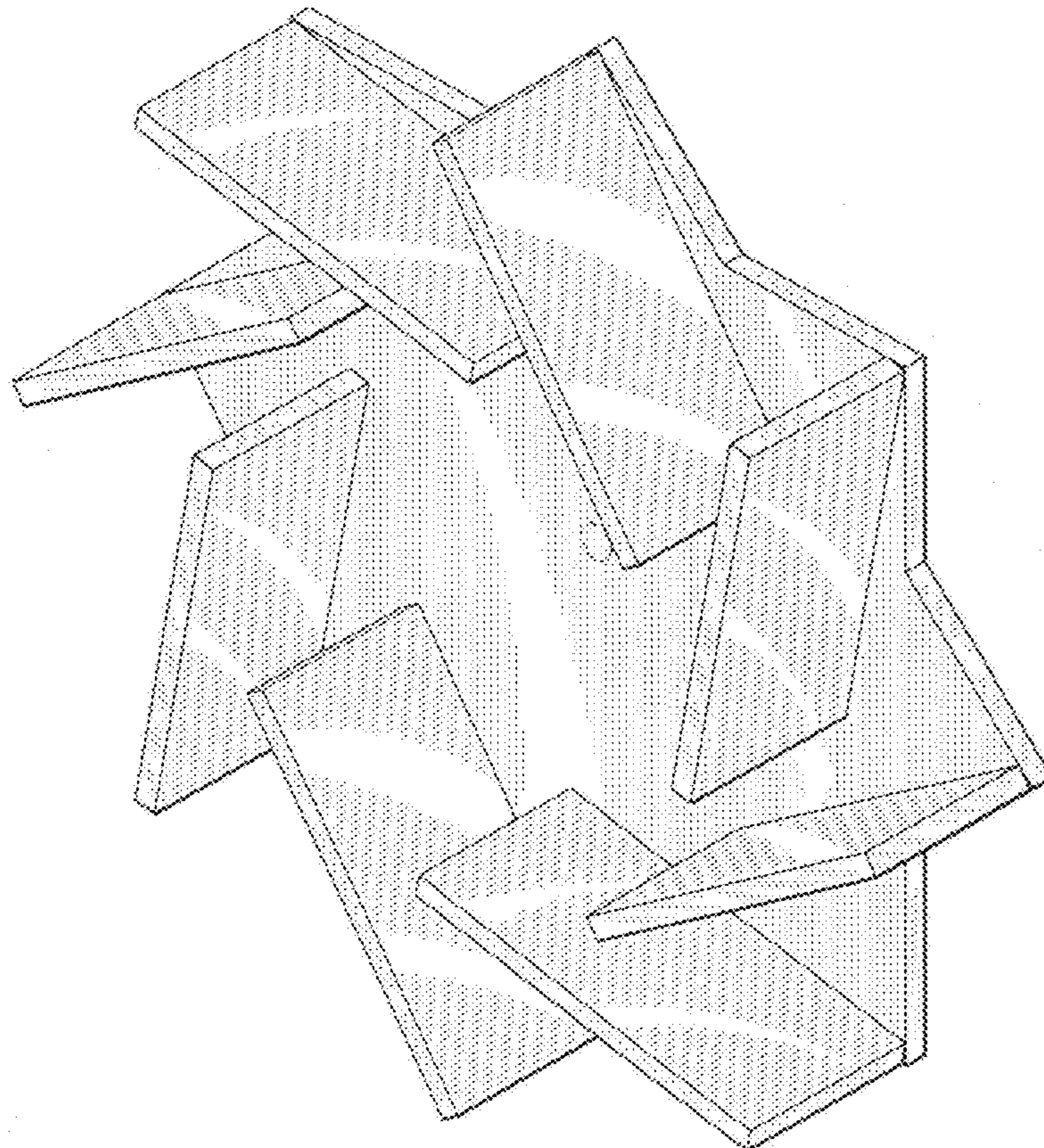
FIG. 6 is a right side elevation view thereof;

FIG. 7 is a left side elevation view thereof; and,

FIG. 8 is a perspective view thereof, shown in environmental use.

The broken lines shown represent unclaimed subject matter and form no part of the claimed design.

1 Claim, 6 Drawing Sheets



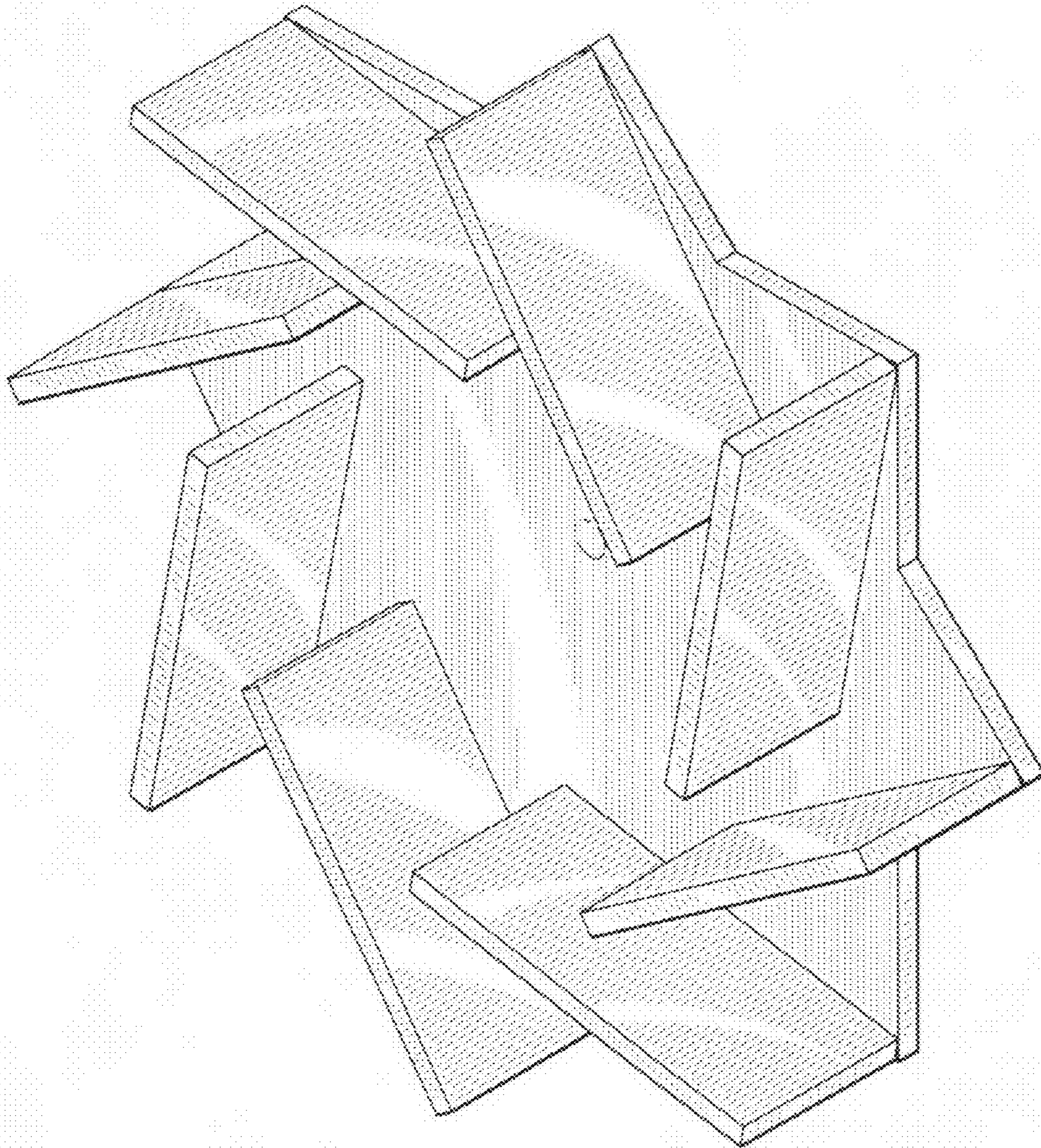


FIG. 1

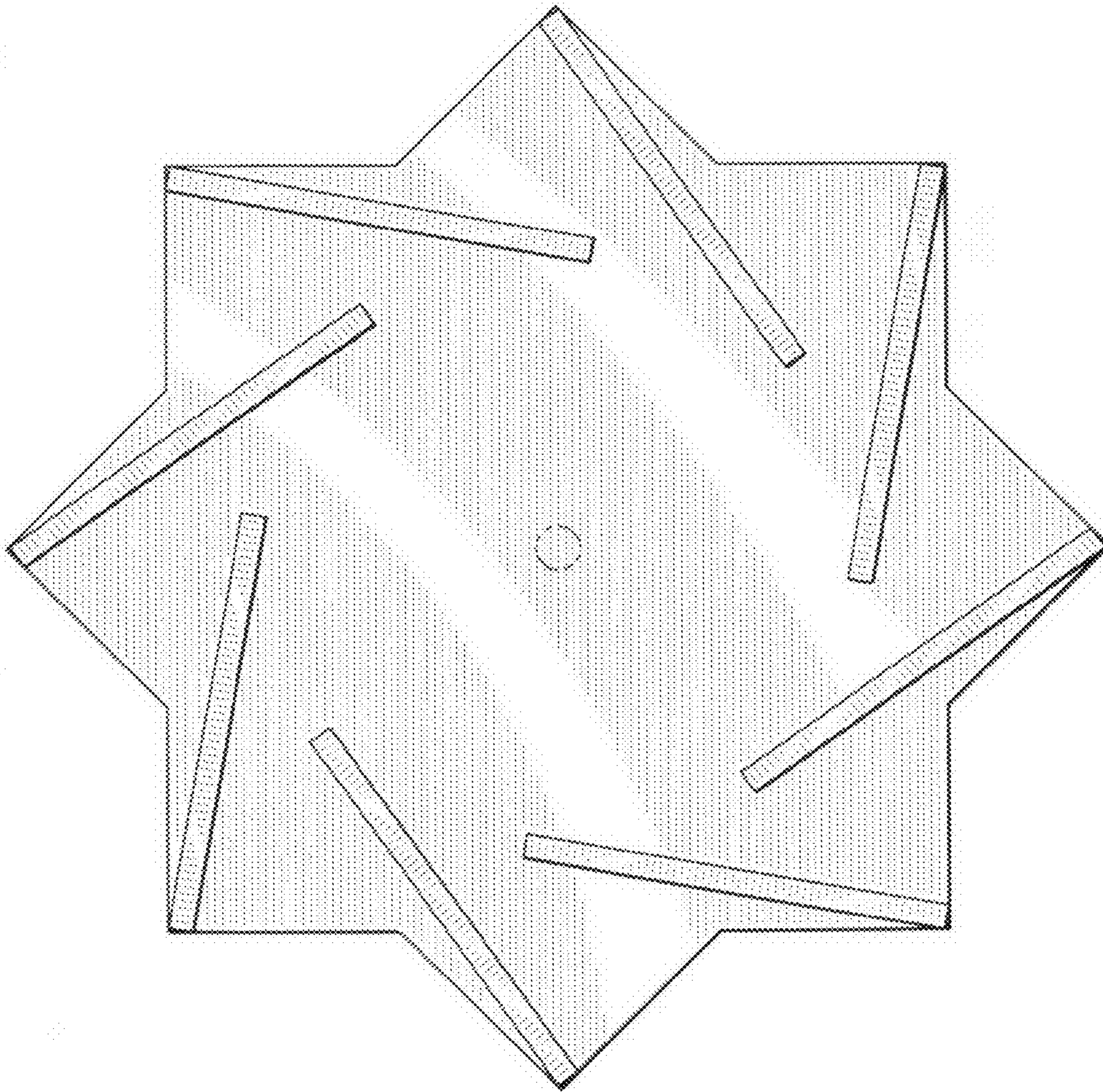


FIG. 2

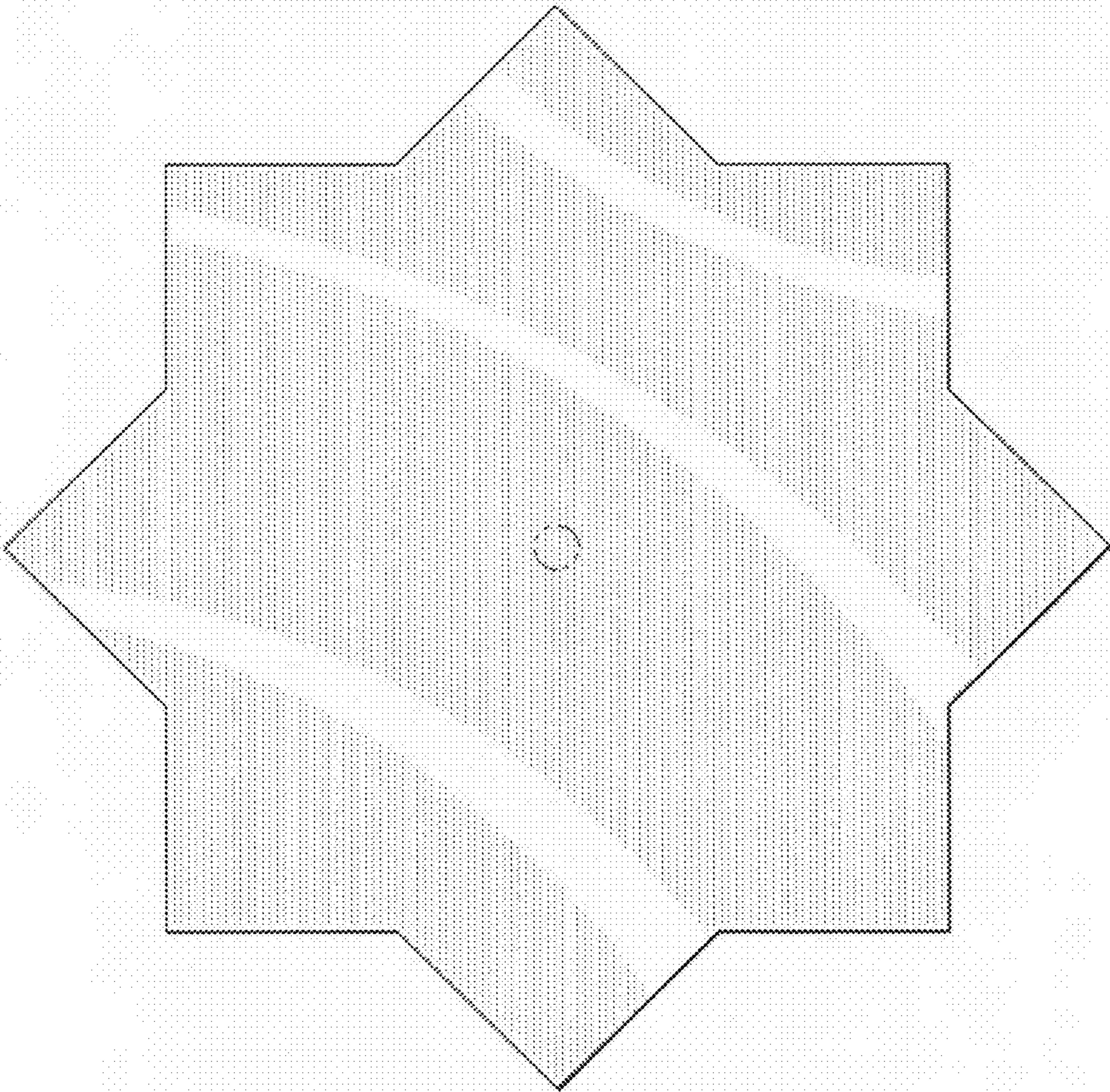


FIG. 3




FIG. 4




FIG. 5




FIG. 6




FIG. 7

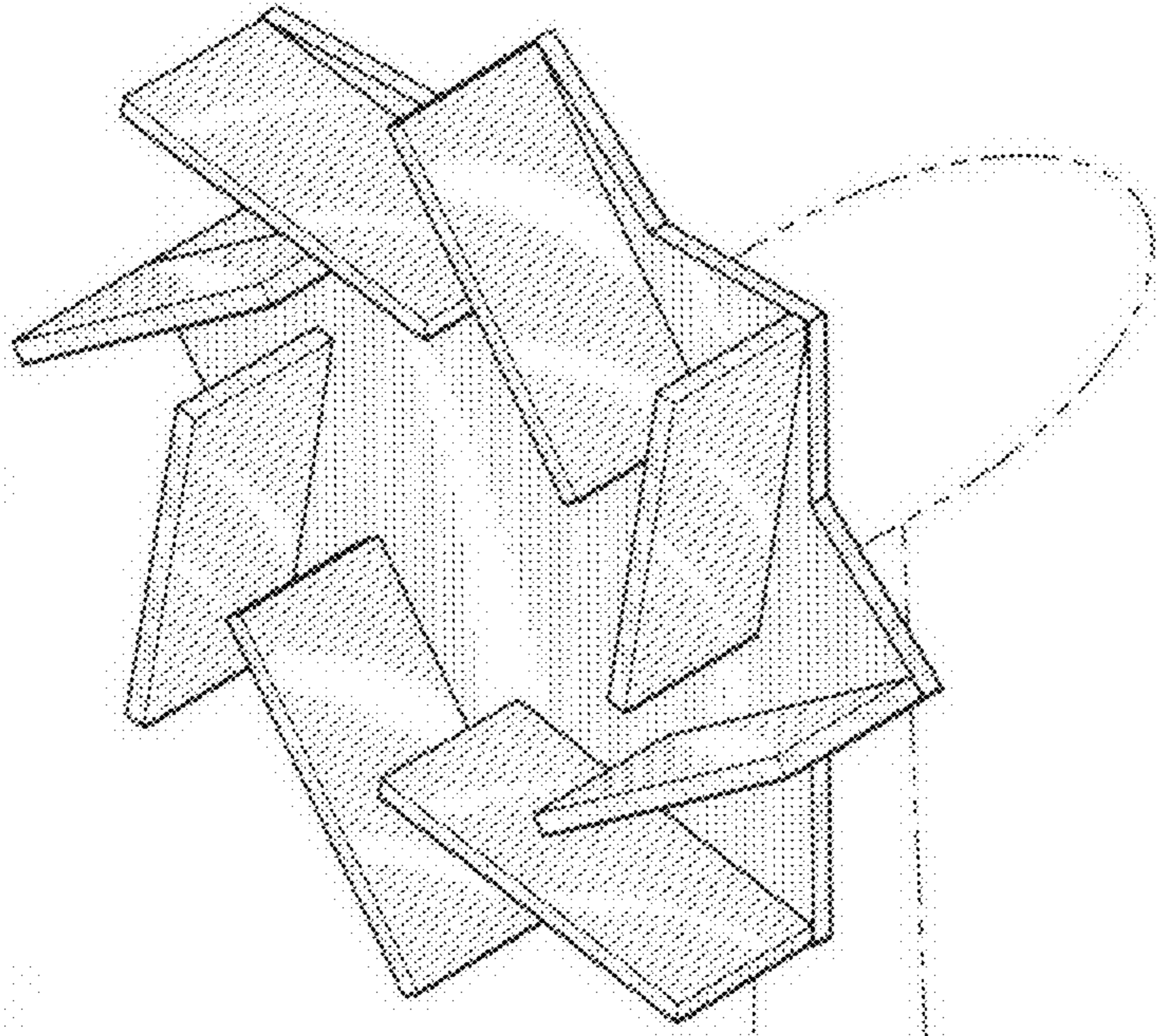


FIG. 8