



US00D687768S

(12) **United States Design Patent**
Minamikawa

(10) **Patent No.:** **US D687,768 S**

(45) **Date of Patent:** **** Aug. 13, 2013**

(54) **BATTERY CHARGER**

(75) Inventor: **Tomotsugu Minamikawa**, Tokyo (JP)

(73) Assignee: **Sony Corporation**, Tokyo (JP)

(**) Term: **14 Years**

(21) Appl. No.: **29/371,458**

(22) Filed: **Mar. 4, 2011**

(30) **Foreign Application Priority Data**

Dec. 17, 2010 (CN) 2010 3 0689173

(51) **LOC (9) Cl.** **13-02**

(52) **U.S. Cl.**
USPC **D13/107**

(58) **Field of Classification Search**
USPC D13/107-110, 118-119, 184, 199; D14/217;
320/107-115

See application file for complete search history.

(56) **References Cited**

U.S. PATENT DOCUMENTS

D432,082 S *	10/2000	Chang	D13/123
D467,538 S	12/2002	Kawasaki		
D486,784 S	2/2004	Kawasaki		
D486,789 S *	2/2004	Santiago	D13/119
D487,250 S	3/2004	Kikutani		
D565,571 S *	4/2008	Trifilio et al.	D14/434
D568,807 S	5/2008	Suzuki et al.		

D601,961 S *	10/2009	Mahaffey et al.	D13/123
D617,267 S *	6/2010	Li	D13/107
D624,013 S *	9/2010	Lingott	D13/107
D624,014 S *	9/2010	Lingott	D13/107
D625,729 S *	10/2010	McNames et al.	D14/434
D637,553 S *	5/2011	Shin	D13/107
D639,736 S *	6/2011	Su	D13/110

FOREIGN PATENT DOCUMENTS

JP D1386076 S 4/2010

* cited by examiner

Primary Examiner — Rosemary K Tarca

(74) *Attorney, Agent, or Firm* — Rader, Fishman & Grauer PLLC

(57) **CLAIM**

The ornamental design for a battery charger, as shown and described.

DESCRIPTION

FIG. 1 is a perspective view of a battery charger showing my new design;
FIG. 2 is a front elevational view thereof;
FIG. 3 is a left side elevational view thereof;
FIG. 4 is a right side elevational view thereof;
FIG. 5 is a top plan view thereof; and,
FIG. 6 is a bottom plan view thereof.
Portions in broken lines are for illustrative purposes only and form no part of the claimed design.

1 Claim, 4 Drawing Sheets

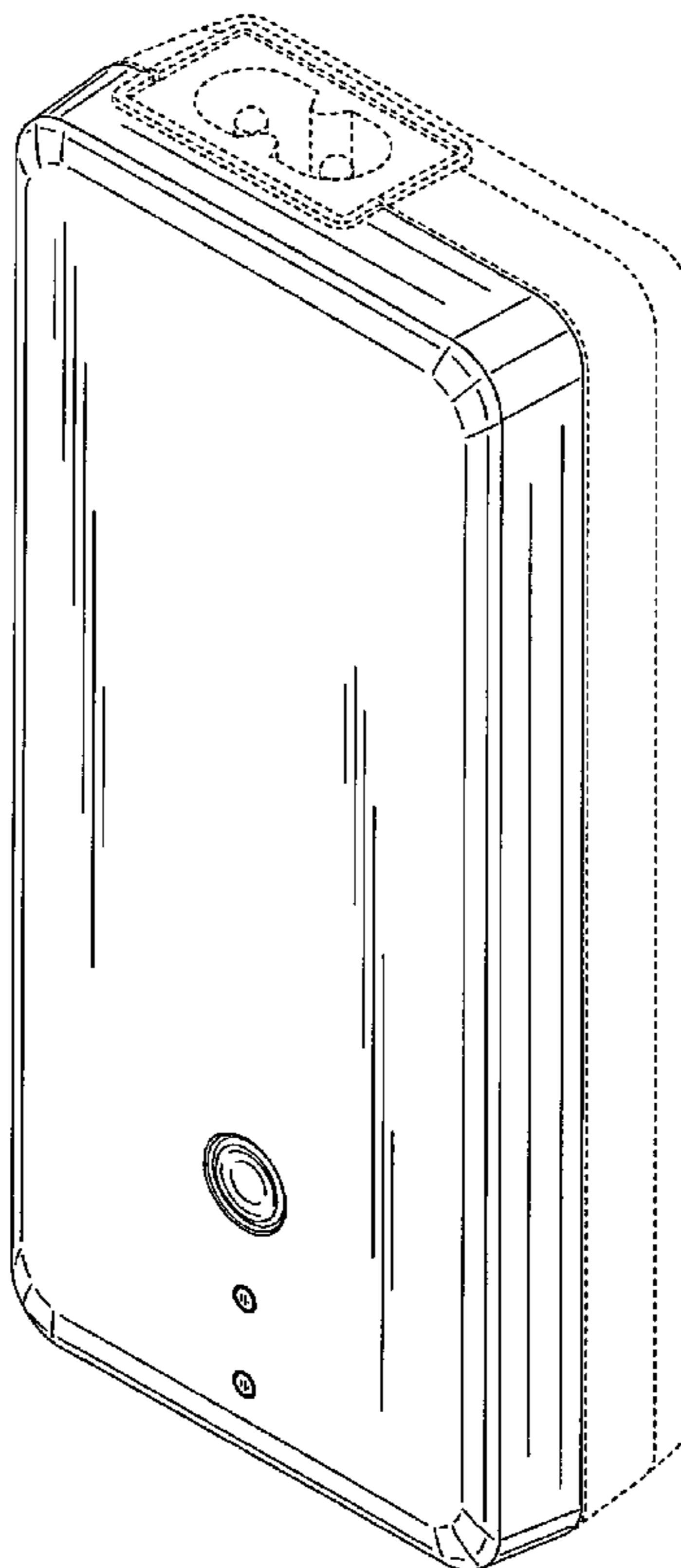


FIG.1

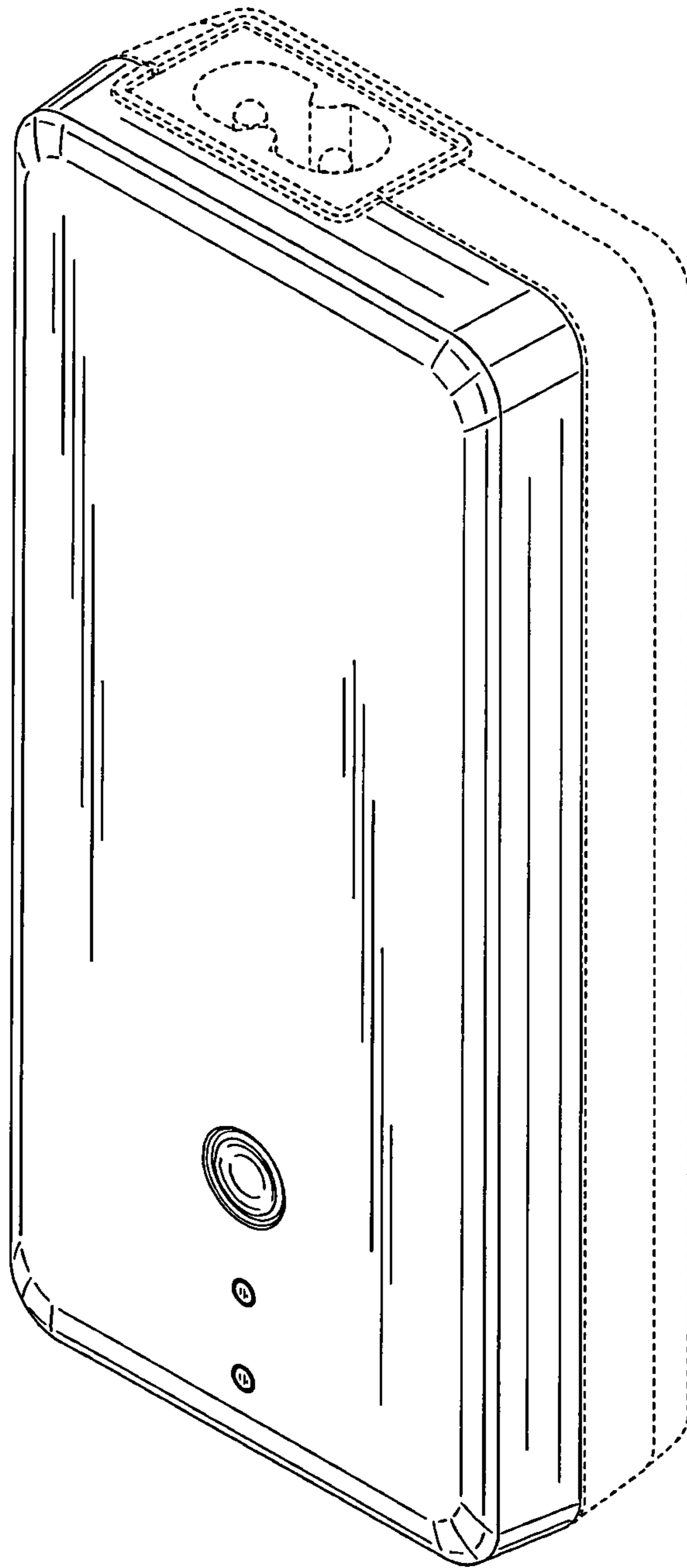


FIG.2




FIG.3




FIG.4




FIG.5




FIG.6

