



US00D687760S

(12) **United States Design Patent**
Gros

(10) **Patent No.:** **US D687,760 S**

(45) **Date of Patent:** **** Aug. 13, 2013**

(54) **TONNEAU COVER**

(71) Applicant: **Gene Gros**, White City, OR (US)

(72) Inventor: **Gene Gros**, White City, OR (US)

(**) Term: **14 Years**

(21) Appl. No.: **29/433,934**

(22) Filed: **Oct. 5, 2012**

(51) **LOC (9) Cl.** **12-16**

(52) **U.S. Cl.**
USPC **D12/401**

(58) **Field of Classification Search**
USPC D12/401-405; 160/370.21, 370.22,
160/370.23; 280/770; 150/158, 165-167;
296/136.01, 95.5, 84.1, 77.1; 224/328;
135/88.01, 88.1, 91, 93, 95
See application file for complete search history.

(56) **References Cited**

U.S. PATENT DOCUMENTS

D433,377 S *	11/2000	Dill	D12/401
D444,762 S *	7/2001	Werle et al.	D12/401
6,527,330 B1 *	3/2003	Steffens et al.	296/100.07
D513,226 S *	12/2005	Sancer	D12/401
D550,145 S *	9/2007	Fisker et al.	D12/401
D581,857 S *	12/2008	Bogard	D12/401

D581,859 S *	12/2008	Bogard	D12/401
D581,860 S *	12/2008	Bogard	D12/401
D620,877 S *	8/2010	Rusher et al.	D12/401
D631,422 S *	1/2011	Kayser	D12/401
2004/0245799 A1 *	12/2004	Rusu	296/100.06

* cited by examiner

Primary Examiner — Katrina A Betton

(74) *Attorney, Agent, or Firm* — QuickPatents; Kevin Prince

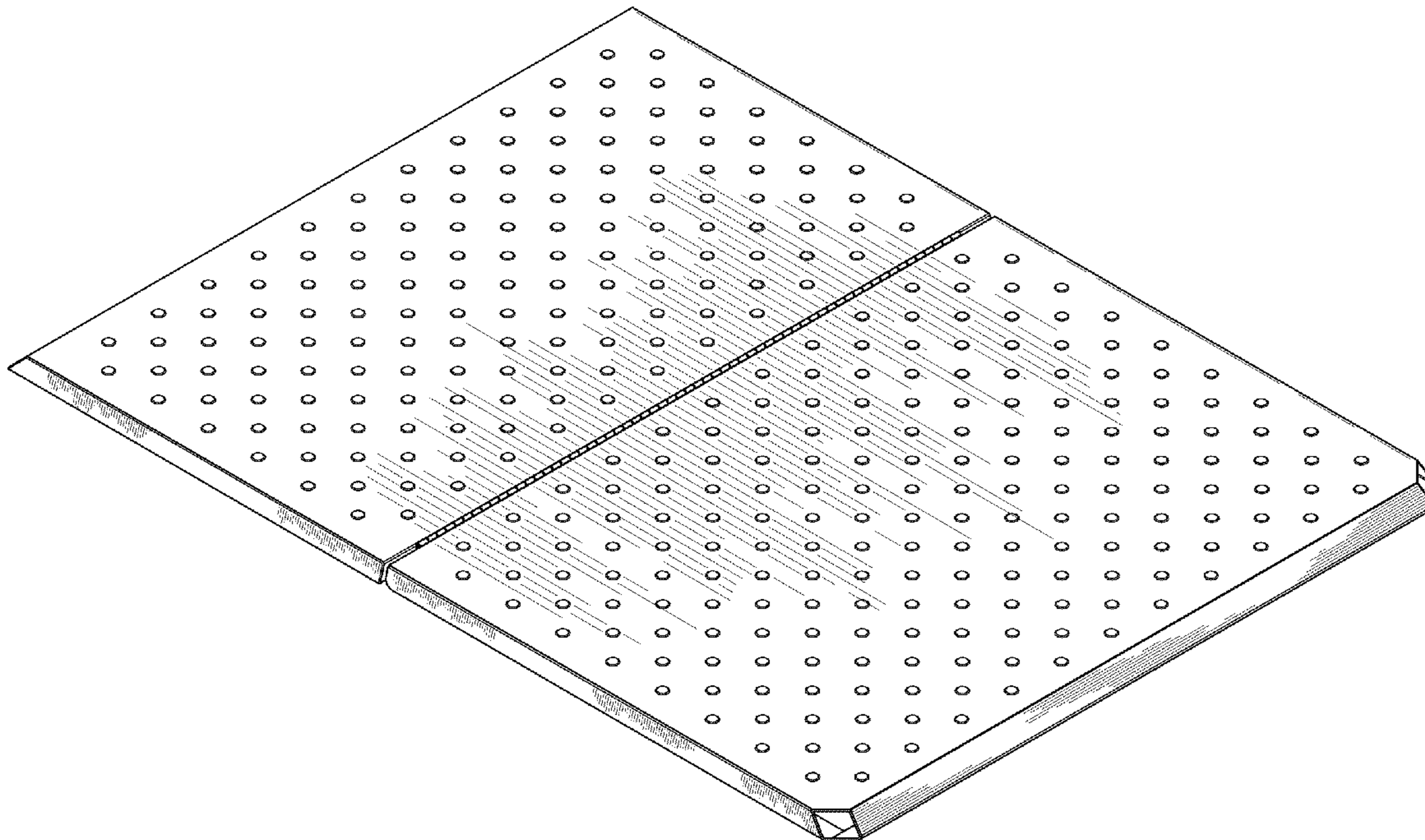
(57) **CLAIM**

I claim the ornamental design for a tonneau cover, as shown and described.

DESCRIPTION

FIG. 1 is a top perspective view of a tonneau cover, showing my new design;
 FIG. 2 is a partial cross-sectional view thereof, taken generally along lines 2-2 of FIG. 6;
 FIG. 3 is a rear elevational view thereof;
 FIG. 4 is a front elevational view thereof;
 FIG. 5 is a left-side elevational view thereof, the right-side elevational view being a mirror image thereof;
 FIG. 6 is a top plan view thereof; and,
 FIG. 7 is a bottom plan view thereof.
 The broken lines in FIGS. 3-5 and 7 illustrate environmental matter that forms no part of the claimed design.

1 Claim, 4 Drawing Sheets



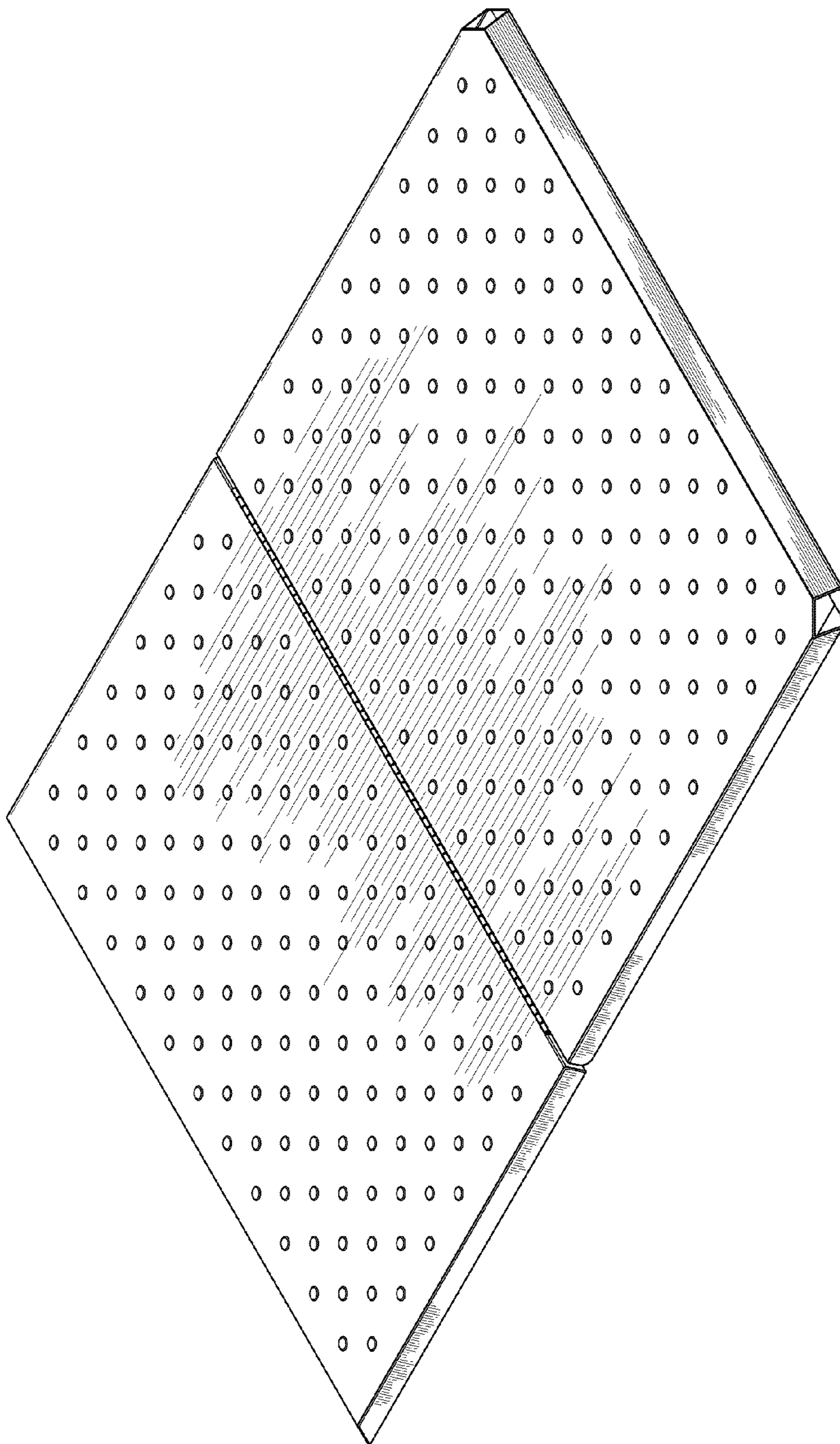


FIG. 1

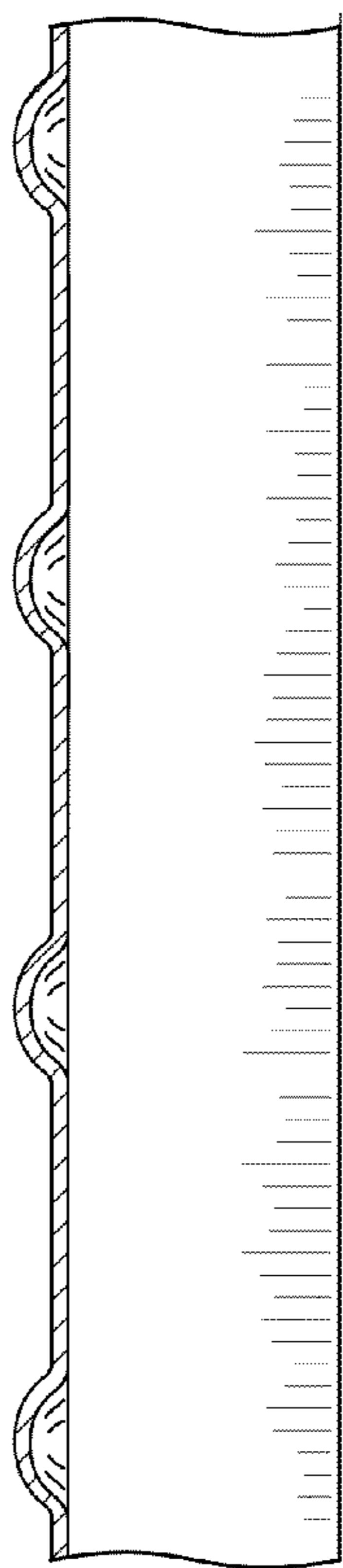


FIG. 2

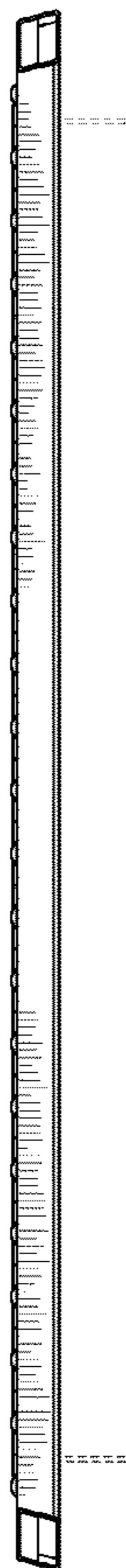


FIG. 3

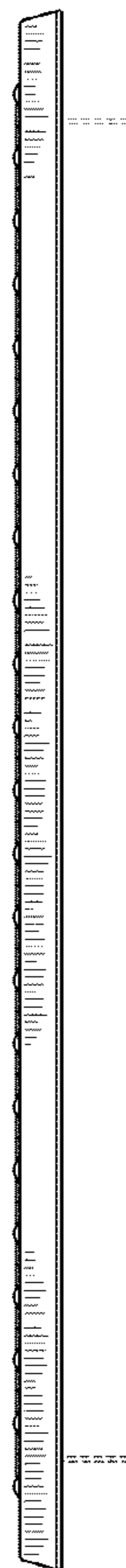


FIG. 4

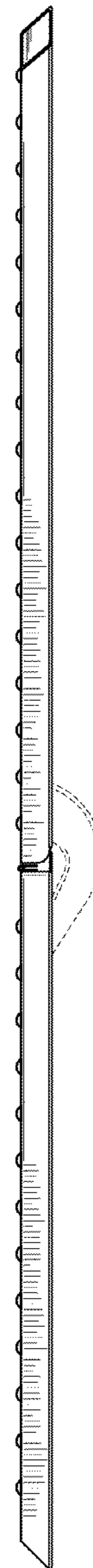


FIG. 5




FIG. 6




FIG. 7