



US00D687751S

(12) **United States Design Patent**  
**Futschik et al.**

(10) **Patent No.:** **US D687,751 S**

(45) **Date of Patent:** **\*\* Aug. 13, 2013**

(54) **RADIATOR GRILL FOR A VEHICLE**

(71) Applicant: **Daimler AG**, Stuttgart (DE)

(72) Inventors: **Hans-Dieter Futschik**, Gechingen (DE);  
**Robert Lesnik**, Leonberg (DE); **Volker Leutz**, Neckartailfingen (DE); **Gorden Wagener**, Gaeufelden (DE)

(73) Assignee: **Daimler AG**, Stuttgart (DE)

(\*\*) Term: **14 Years**

(21) Appl. No.: **29/432,612**

(22) Filed: **Sep. 18, 2012**

(30) **Foreign Application Priority Data**

Mar. 19, 2012 (DE) ..... 40 2012 001 331

(51) **LOC (9) Cl.** ..... **12-16**

(52) **U.S. Cl.**  
USPC ..... **D12/163**

(58) **Field of Classification Search**  
USPC ..... D12/163, 196, 171, 169, 216, 90-92,  
D12/86; 180/68.1, 68.6; 296/193.11  
See application file for complete search history.

(56) **References Cited**

**U.S. PATENT DOCUMENTS**

D519,426 S \* 4/2006 Ikeda ..... D12/163  
D524,703 S \* 7/2006 Konaka ..... D12/163

D526,253 S \* 8/2006 Oda ..... D12/163  
D537,018 S \* 2/2007 Fujimaki ..... D12/163  
D563,289 S \* 3/2008 Pfeiffer ..... D12/163  
D587,637 S \* 3/2009 Pfeiffer ..... D12/164  
D589,413 S \* 3/2009 Pfeiffer ..... D12/163  
D596,078 S 7/2009 Pfeiffer et al.  
D598,818 S \* 8/2009 Bauer et al. .... D12/163  
D626,463 S \* 11/2010 Futschik et al. .... D12/163  
D629,723 S \* 12/2010 Bauer et al. .... D12/163  
D633,012 S \* 2/2011 Bauer et al. .... D12/163  
D635,896 S \* 4/2011 Frei et al. .... D12/163  
D664,478 S \* 7/2012 Futschik et al. .... D12/163  
D671,462 S \* 11/2012 Fetherston et al. .... D12/163

\* cited by examiner

*Primary Examiner* — Melody Brown

(74) *Attorney, Agent, or Firm* — Crowell & Moring LLP

(57) **CLAIM**

The ornamental design for a radiator grill for a vehicle, as shown and described.

**DESCRIPTION**

FIG. 1 is a front view of a radiator grill for a vehicle according to our design;

FIG. 2 is a left perspective view thereof, the right perspective view being mirror symmetrical;

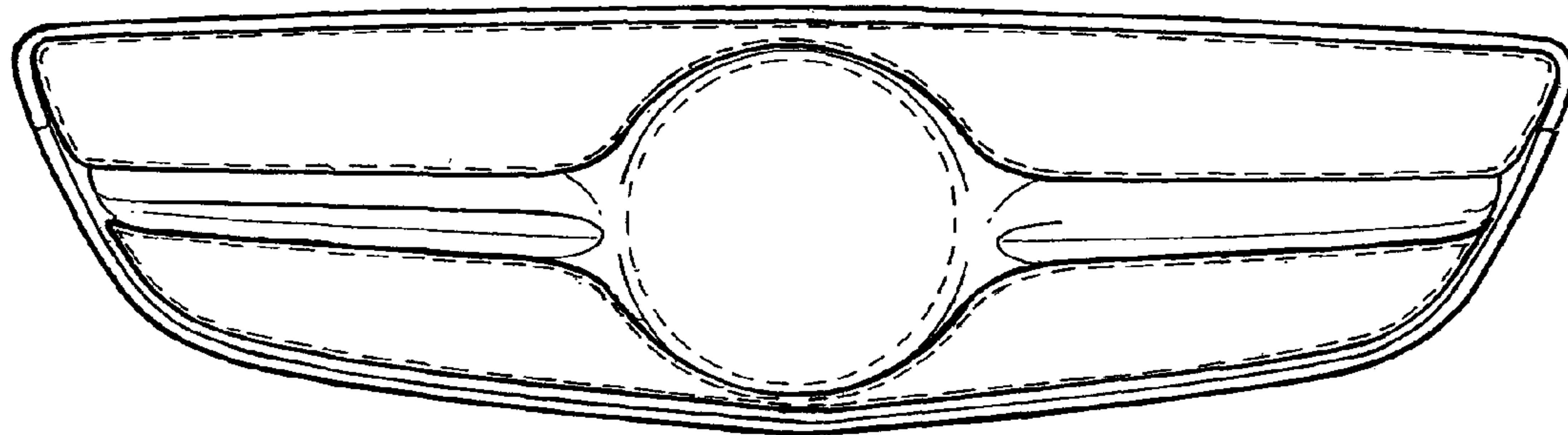
FIG. 3 is a left side view thereof, the right side view being mirror symmetrical;

FIG. 4 is a top view thereof; and,

FIG. 5 is a bottom view thereof.

The broken lines are for illustrative purposes only and form no part of the claimed design.

**1 Claim, 2 Drawing Sheets**



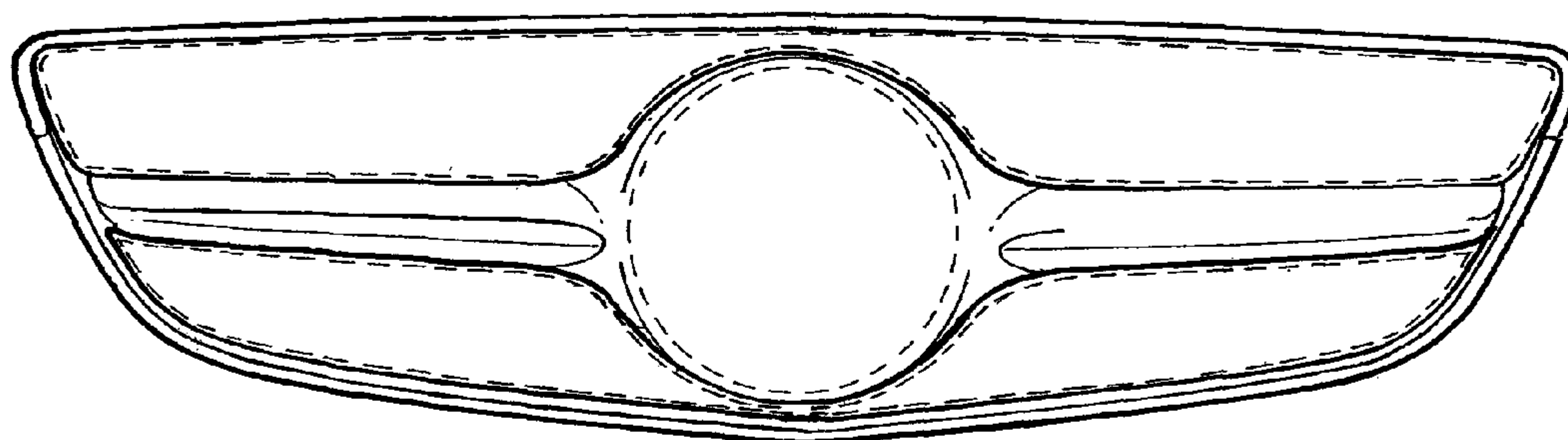


FIG. 1

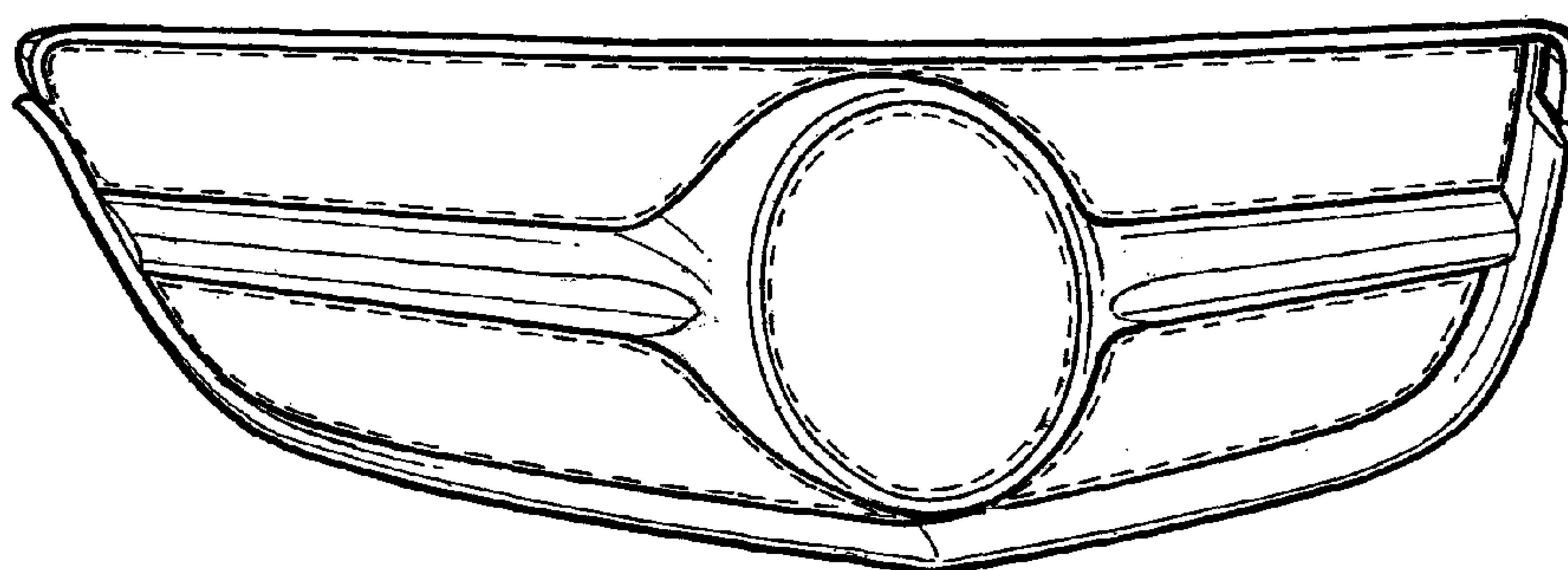


FIG. 2

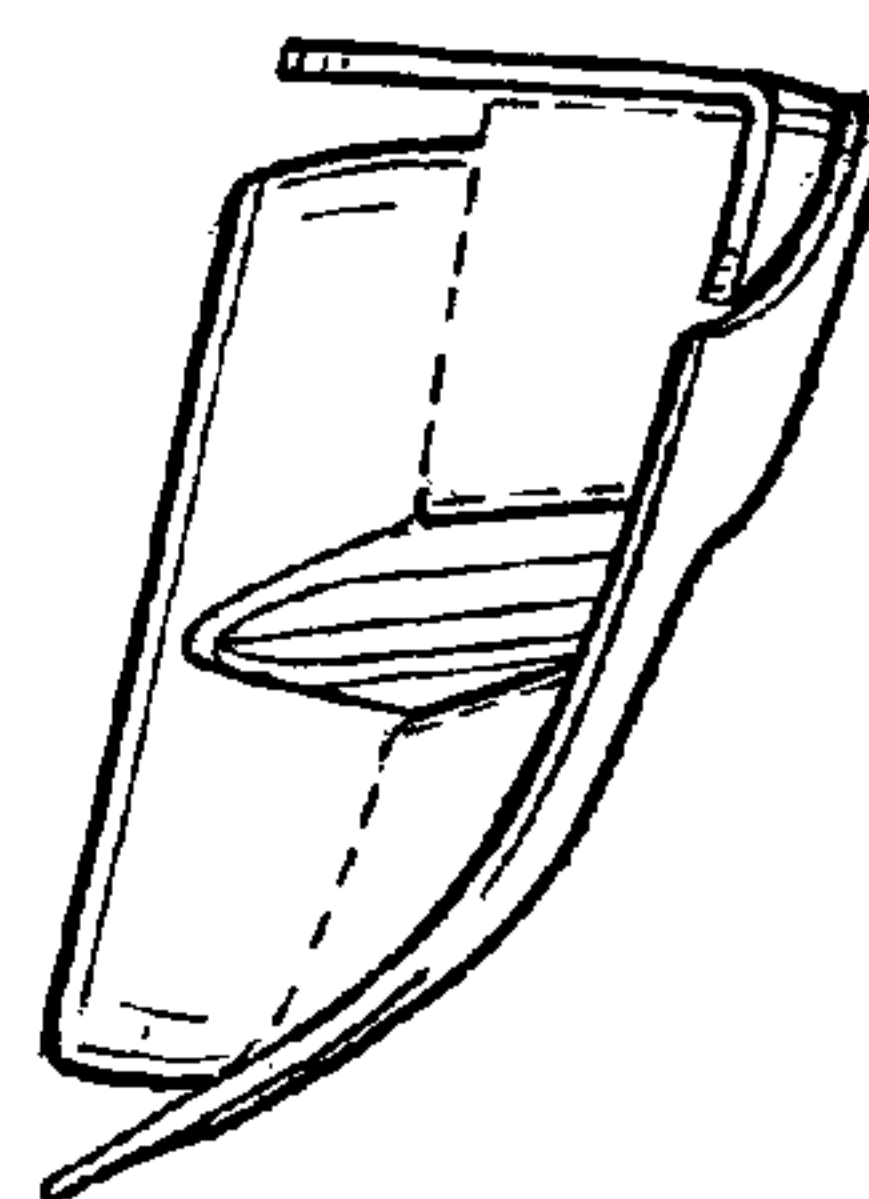


FIG. 3




FIG. 4

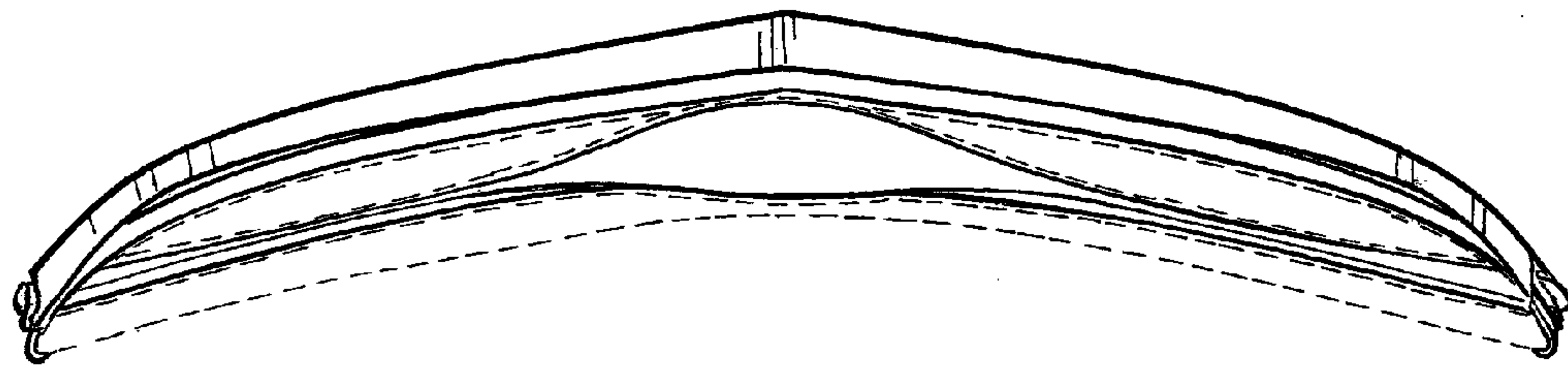


FIG. 5