



US00D687737S

(12) **United States Design Patent**
Japel

(10) **Patent No.:** **US D687,737 S**

(45) **Date of Patent:** **** Aug. 13, 2013**

- (54) **RIBBON PENDANT**
- (76) Inventor: **Michele Japel**, North Olmsted, OH (US)
- (**) Term: **14 Years**
- (21) Appl. No.: **29/427,459**
- (22) Filed: **Jul. 18, 2012**
- (51) **LOC (9) Cl.** **11-03**
- (52) **U.S. Cl.**
USPC **D11/96**
- (58) **Field of Classification Search**
USPC D11/1-10, 15-18, 40-48, 66, 77,
D11/79-82, 94-98, 120, 133, 157, 56; 63/1,
63/3.1, 20, 28, DIG. 3; D24/143, 128; D8/373,
D8/382, 356, 399, 49, 395, 347, 103; 248/74.2,
248/75; 439/369; D21/79, 440; D6/303;
D28/8.1; D7/354; D19/2, 65, 69; D13/155;
D3/215, 318; 426/283
See application file for complete search history.

- D481,647 S * 11/2003 Drew D11/56
- D485,504 S * 1/2004 Drew D11/56
- D504,175 S * 4/2005 Westbrook D24/128
- D506,948 S * 7/2005 Gehrke D11/96
- D507,704 S * 7/2005 Dean et al. D6/303
- D514,432 S * 2/2006 McLaughlin D8/396
- D520,905 S * 5/2006 Andrews D11/133
- D525,520 S * 7/2006 Martin D8/356
- D525,897 S * 8/2006 Raiman D11/66
- D526,886 S * 8/2006 Kramer D8/356
- D533,050 S * 12/2006 Kelleghan D8/356
- D533,746 S * 12/2006 Levy et al. D7/354
- D542,590 S * 5/2007 Levy et al. D7/354
- D544,811 S * 6/2007 Perkins D11/120
- D544,914 S * 6/2007 Blagrove D19/2
- D552,009 S * 10/2007 Jemente D11/79
- D555,033 S * 11/2007 Perkins D11/120
- D561,255 S * 2/2008 Oas D19/65
- D568,254 S * 5/2008 Patchett et al. D13/155
- D569,920 S * 5/2008 Falah D21/440

(Continued)

Primary Examiner — T. Chase Nelson

Assistant Examiner — Mark Cavanna

(56) **References Cited**

U.S. PATENT DOCUMENTS

- D233,312 S * 10/1974 Lock D24/143
- D243,062 S * 1/1977 Malloy D8/382
- D252,610 S * 8/1979 Miavitz D8/373
- 4,606,735 A * 8/1986 Wilder et al. 248/74.2
- 4,903,922 A * 2/1990 Harris, III 248/75
- 5,336,106 A * 8/1994 Osten 439/369
- D373,823 S * 9/1996 Baldwin D24/128
- D378,408 S * 3/1997 Pyeatt et al. D24/128
- D378,904 S * 4/1997 Sciuto D11/66
- D379,509 S * 5/1997 Macko D24/128
- D392,912 S * 3/1998 Roos et al. D11/81
- D394,822 S * 6/1998 Swenson et al. D11/77
- D446,837 S * 8/2001 Tate D21/794
- 6,311,936 B1 * 11/2001 Herr et al. 248/75
- D452,039 S * 12/2001 Freeman et al. D28/8.1
- D455,978 S * 4/2002 Brown D11/98
- D456,476 S * 4/2002 Tate D21/794
- D473,813 S * 4/2003 Titus et al. D11/66

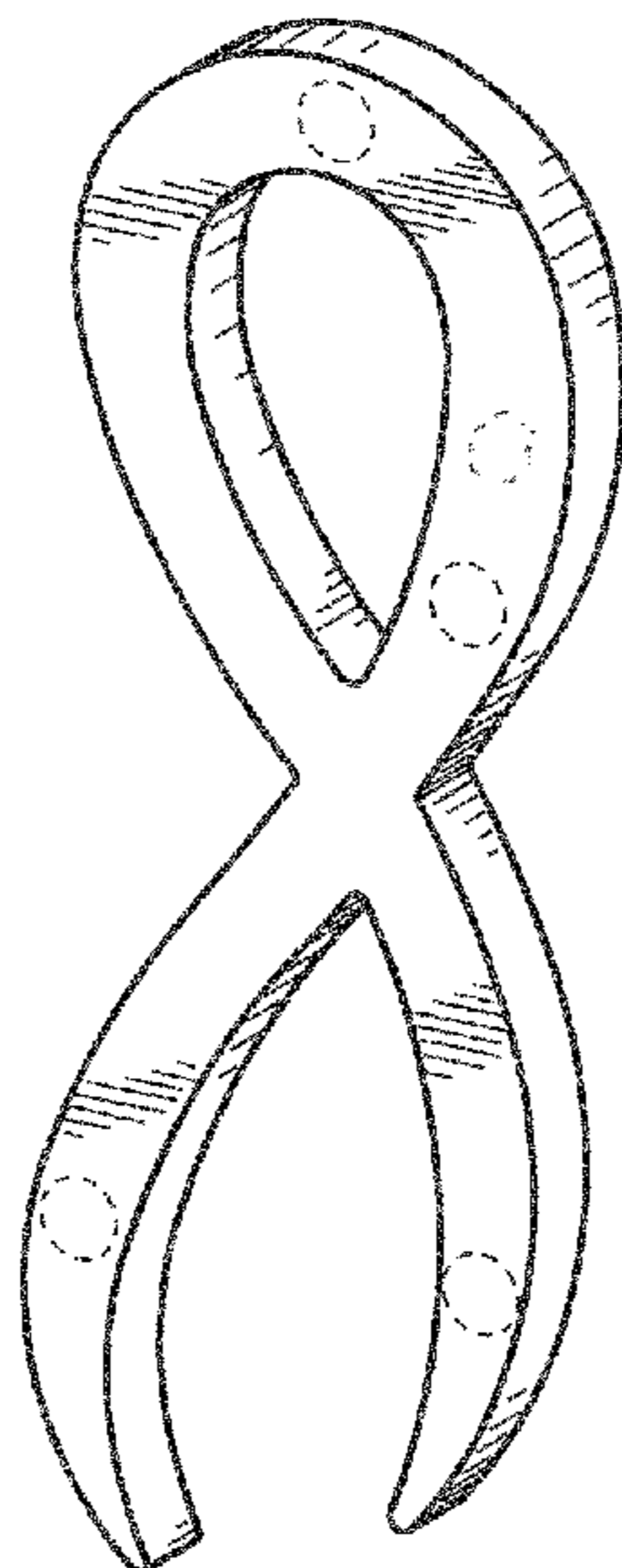
(57) **CLAIM**

The ornamental design for ribbon pendant, as shown and described.

DESCRIPTION

FIG. 1 is a front perspective view of a ribbon pendant showing my new design;
 FIG. 2 is a front view thereof with the back view being a mirror image thereof;
 FIG. 3 is a left side view thereof;
 FIG. 4 is a right side view thereof;
 FIG. 5 is a top plan view thereof; and,
 FIG. 6 is a bottom plan view thereof.
 The broken lines are included for the purpose of illustrating portions of the ribbon pendant that form no part of the claimed design.

1 Claim, 1 Drawing Sheet



US D687,737 S

Page 2

U.S. PATENT DOCUMENTS

D570,611 S *	6/2008	Samerdyke et al.	D6/303	D639,700 S *	6/2011	Adams et al.	D11/95
D572,126 S *	7/2008	Tomaka	D8/395	D640,527 S *	6/2011	Hoek	D8/356
D574,696 S *	8/2008	Greening	D8/347	D641,660 S *	7/2011	Cavness	D11/157
D576,789 S *	9/2008	Mayer	D3/215	D646,949 S *	10/2011	Zaksenberg	D8/103
D585,196 S *	1/2009	Bundrick	D3/318	8,053,011 B1 *	11/2011	Cambridge	426/283
D590,294 S *	4/2009	Fomby	D11/120	D657,460 S *	4/2012	Uhlenkamp et al.	D24/128
D590,885 S *	4/2009	Love	D19/65	D676,354 S *	2/2013	Yancey	D11/133
D605,546 S *	12/2009	Castaline et al.	D11/82	D676,729 S *	2/2013	Kent et al.	D8/49
D610,482 S *	2/2010	Shaw	D11/81	D677,332 S *	3/2013	Kent et al.	D19/69

* cited by examiner

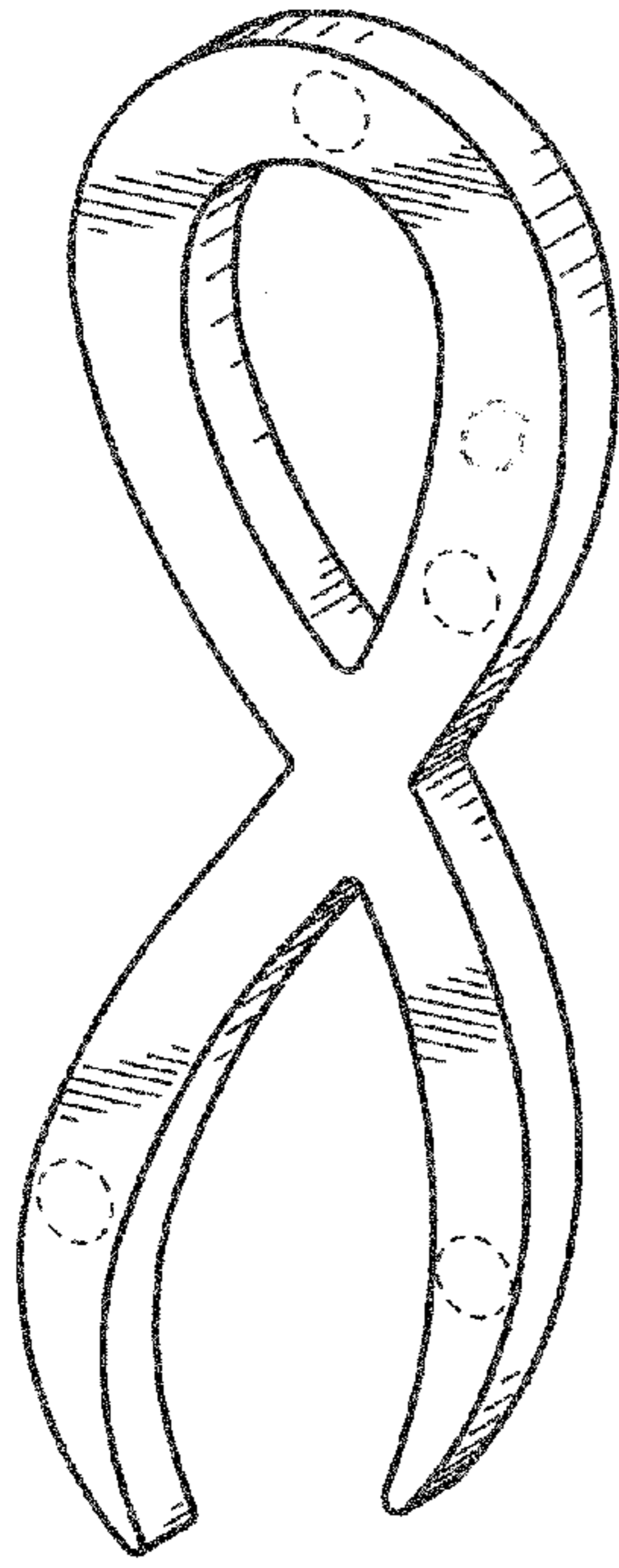


Fig. 1

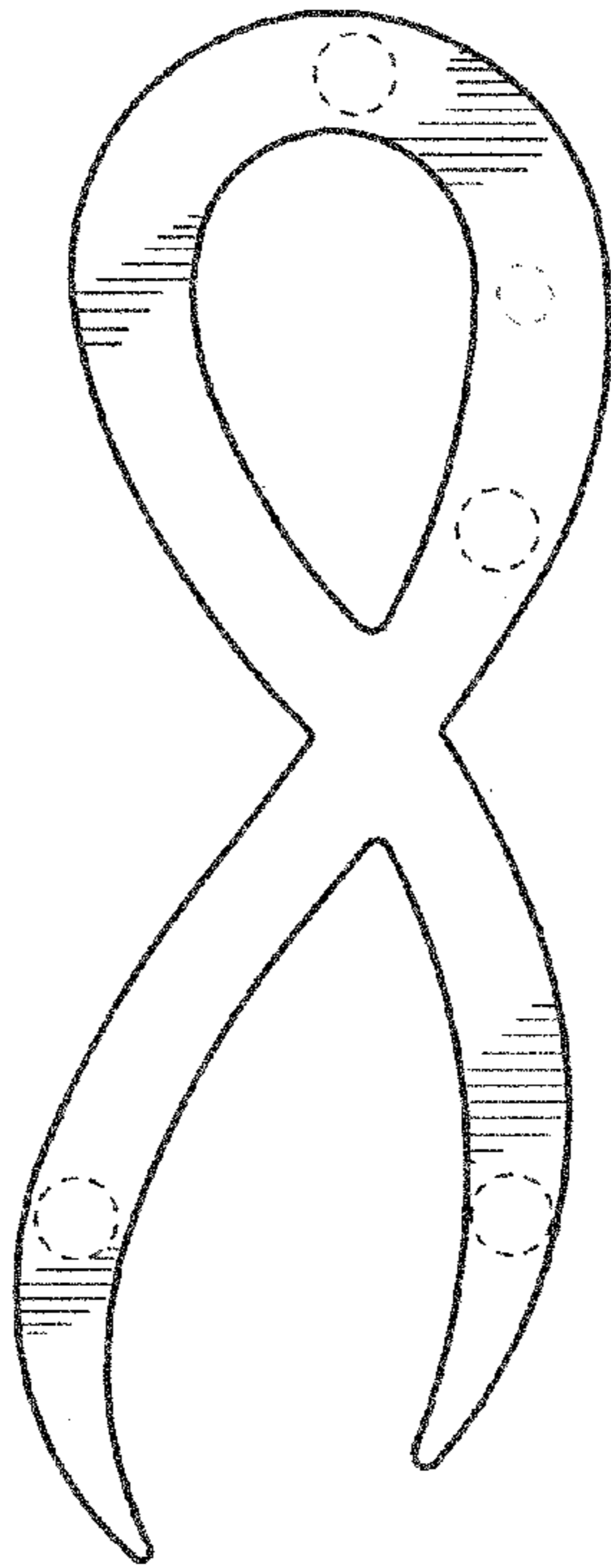


Fig. 2



Fig. 3



Fig. 4



Fig. 5




Fig. 6