



US00D687736S

(12) **United States Design Patent**
Wycoff

(10) **Patent No.:** **US D687,736 S**
(45) **Date of Patent:** **** Aug. 13, 2013**

- (54) **BRACELET WITH REMOVABLE CHIP**
- (76) Inventor: **Christopher D. Wycoff**, Frisco, TX
(US)
- (**) Term: **14 Years**
- (21) Appl. No.: **29/413,567**
- (22) Filed: **Feb. 16, 2012**
- (51) **LOC (9) Cl.** **11-01**
- (52) **U.S. Cl.**
USPC **D11/3**
- (58) **Field of Classification Search**
USPC D11/1-25; 63/3, 3.1, 3.2, 5, 15.1-15.4,
63/15.45, 15.5, 15.6, 15.65
See application file for complete search history.

D519,396	S *	4/2006	Migliorati	D11/4
7,028,507	B2	4/2006	Rapport		
D525,553	S *	7/2006	Toupet	D11/5
D548,128	S *	8/2007	Andren et al.	D11/3
D566,580	S *	4/2008	Giorgio	D10/32
7,409,837	B2	8/2008	Smith		
D584,169	S *	1/2009	Rabati	D10/32
D612,269	S *	3/2010	Leung	D10/32
D632,202	S *	2/2011	Rodarmel	D11/3
D640,948	S *	7/2011	Quigley	D11/3
D645,774	S *	9/2011	Chowdhary	D11/3
2003/0221449	A1	12/2003	DeShong et al.		
2005/0022554	A1	2/2005	Davidson et al.		
2007/0261439	A1	11/2007	Moy		
2008/0016914	A1	1/2008	Golan		
2009/0007597	A1	1/2009	Hanevold		
2010/0192631	A1	8/2010	Richmond		

* cited by examiner

Primary Examiner — Jennifer Rivard

Assistant Examiner — Melanie Pellegrini

(74) *Attorney, Agent, or Firm* — Mark W Handley

(56) **References Cited**

U.S. PATENT DOCUMENTS

D52,465	S *	9/1918	Block	D10/32
1,756,041	A	4/1930	Vance, Sr.		
2,176,727	A	10/1939	Simmons		
2,413,541	A	12/1946	Brady		
2,473,226	A *	6/1949	Sheldon	224/219
D243,318	S *	2/1977	Kurihara	D10/32
4,052,773	A	10/1977	Nesbitt		
4,060,185	A *	11/1977	Kuroda	224/176
4,399,910	A	8/1983	Gutentag		
4,958,279	A *	9/1990	Proellocks	D10/10
5,081,852	A	1/1992	Cox		
D335,263	S *	5/1993	Willis	D11/3
5,355,698	A	10/1994	Edmark		
D372,878	S *	8/1996	Finnegan	D11/3
5,588,310	A	12/1996	Lai		
D463,987	S *	10/2002	Wilson	D10/32
6,629,434	B2	10/2003	Chia et al.		
D513,997	S *	1/2006	Wilson	D10/32

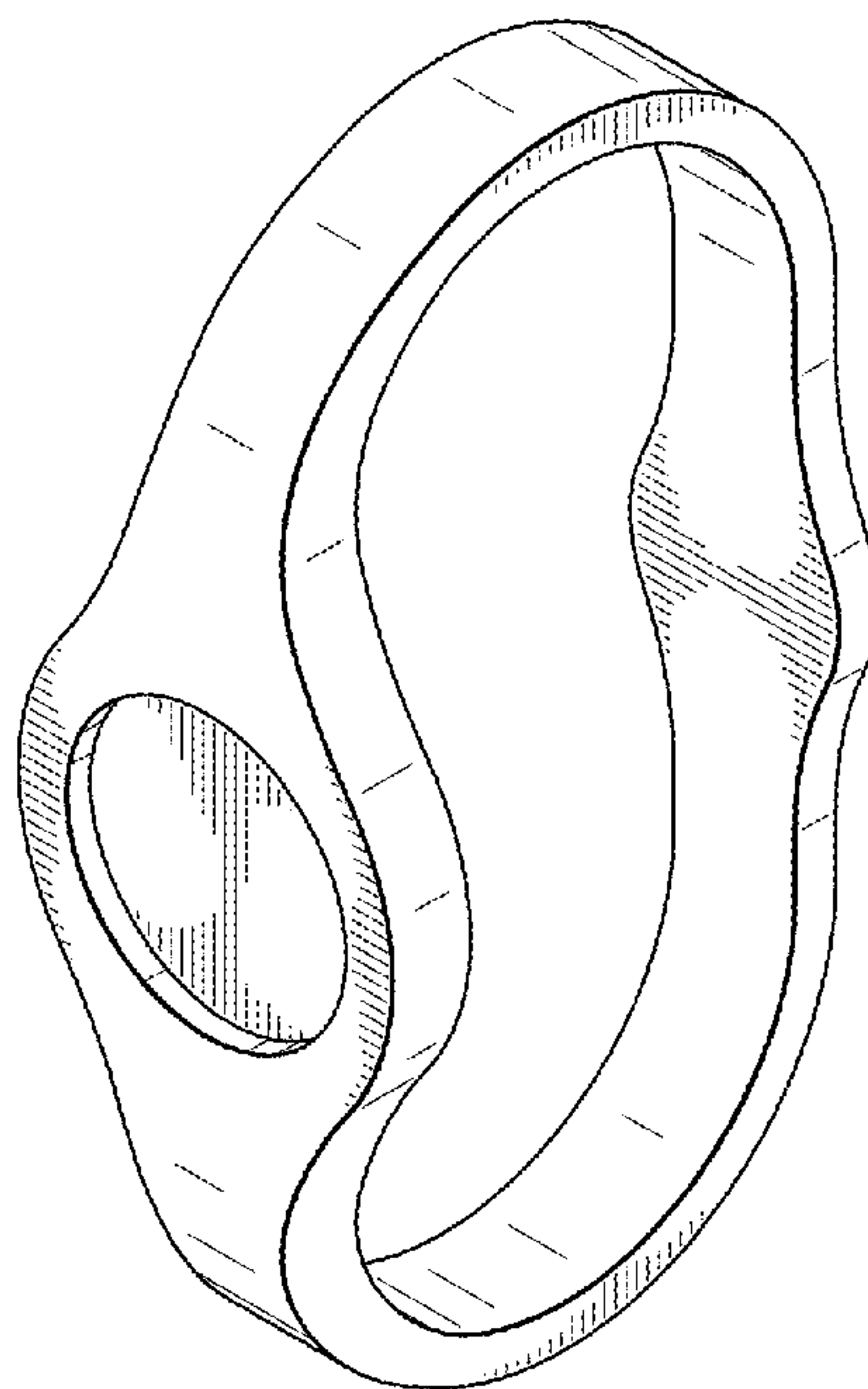
(57) **CLAIM**

The ornamental design for a bracelet with removable chip, as shown and described.

DESCRIPTION

FIG. 1 is a perspective view of a bracelet with removable chip embodying my design;
 FIG. 2 is a front view of the bracelet with removable chip;
 FIG. 3 is a rear view of the bracelet with removable chip;
 FIG. 4 is a right side view of the bracelet with removable chip;
 FIG. 5 is a left side view of the bracelet with removable chip;
 FIG. 6 is a top view of the bracelet with removable chip; and,
 FIG. 7 is a bottom view of the bracelet with removable chip.

1 Claim, 2 Drawing Sheets



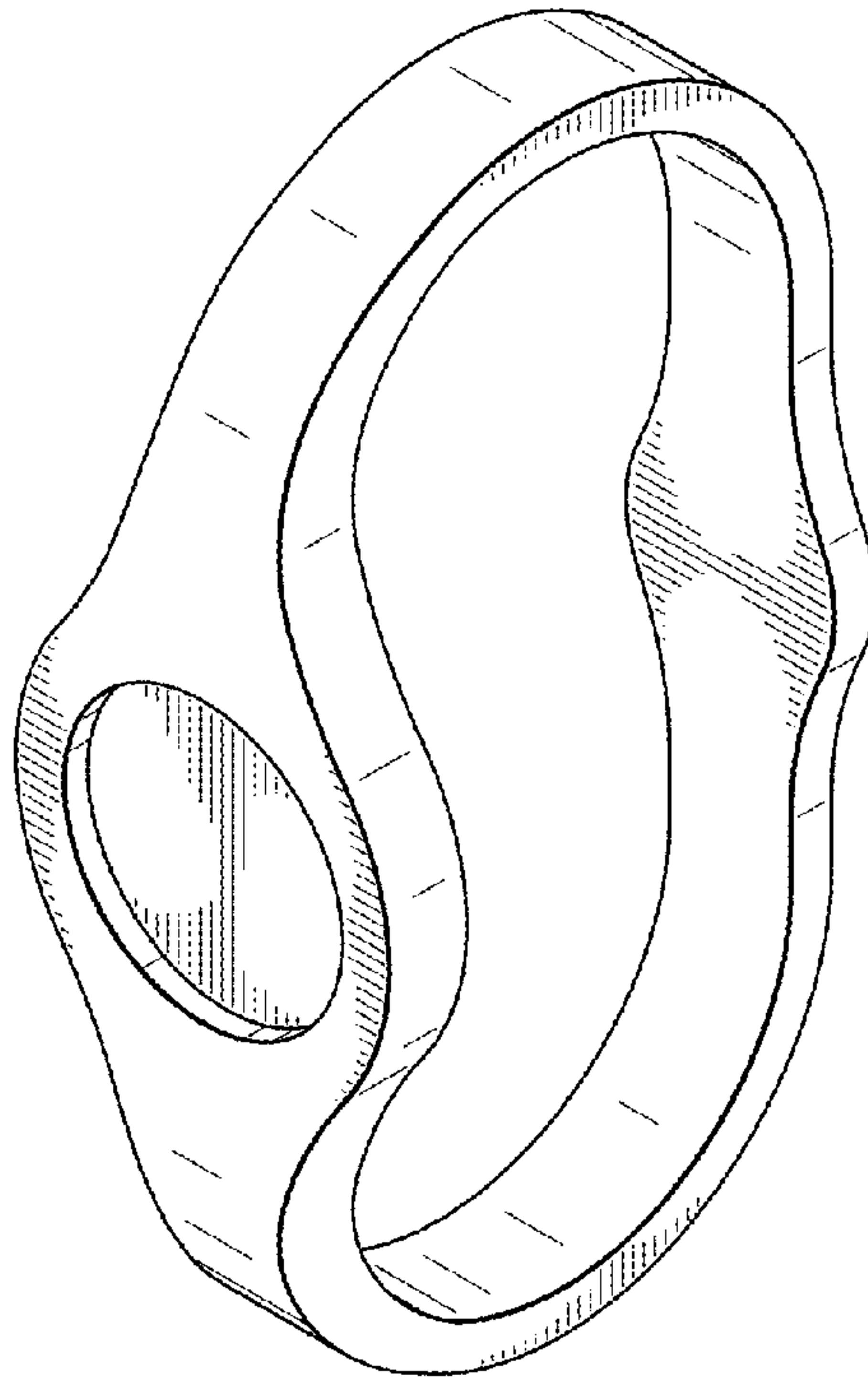


FIG. 1

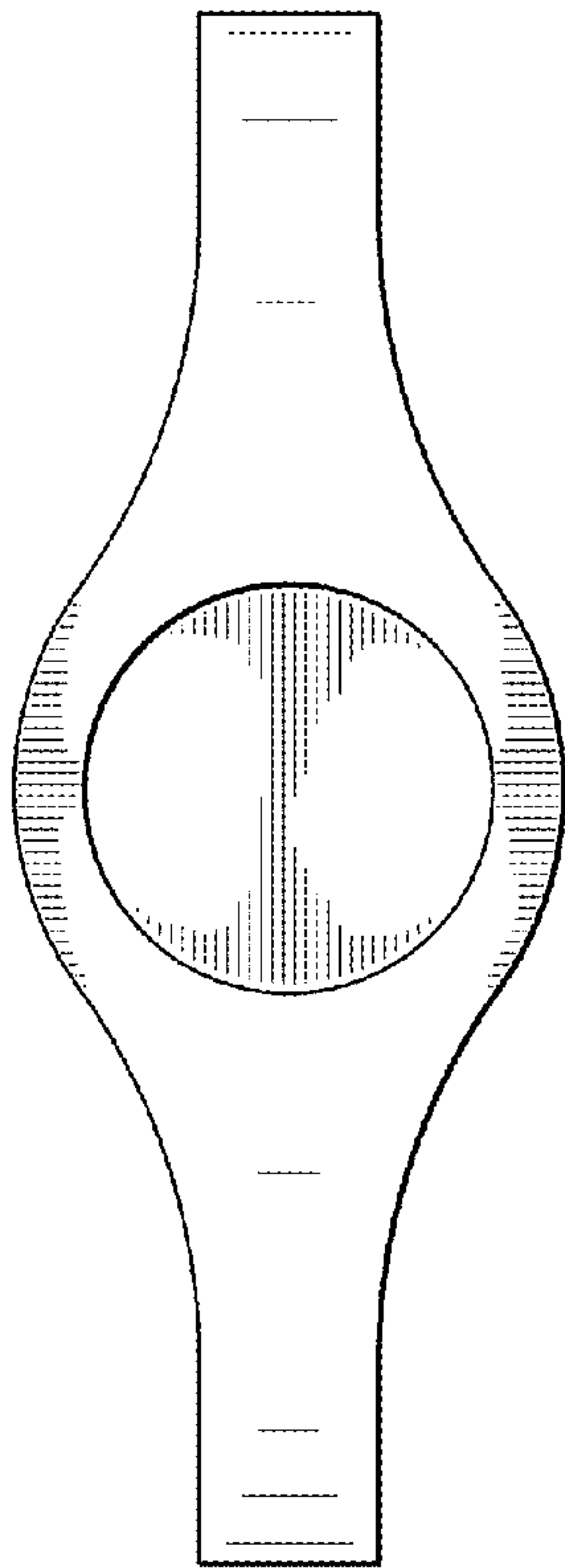


FIG. 2

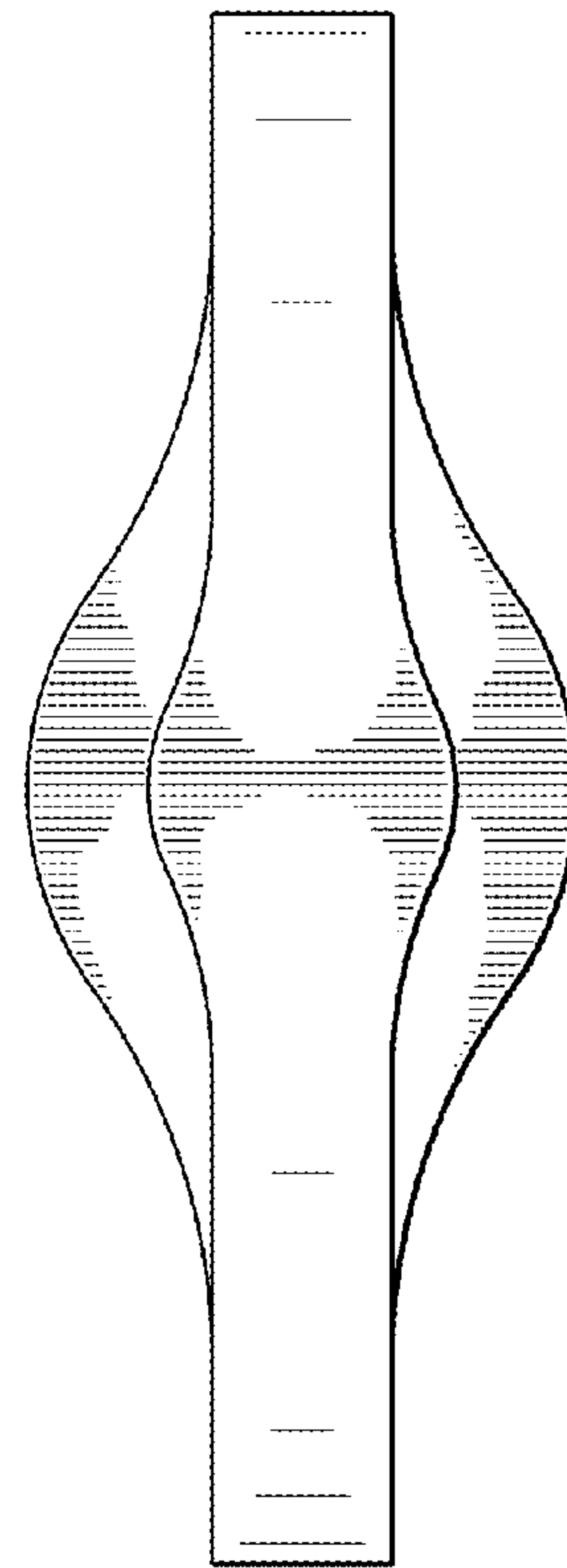


FIG. 3

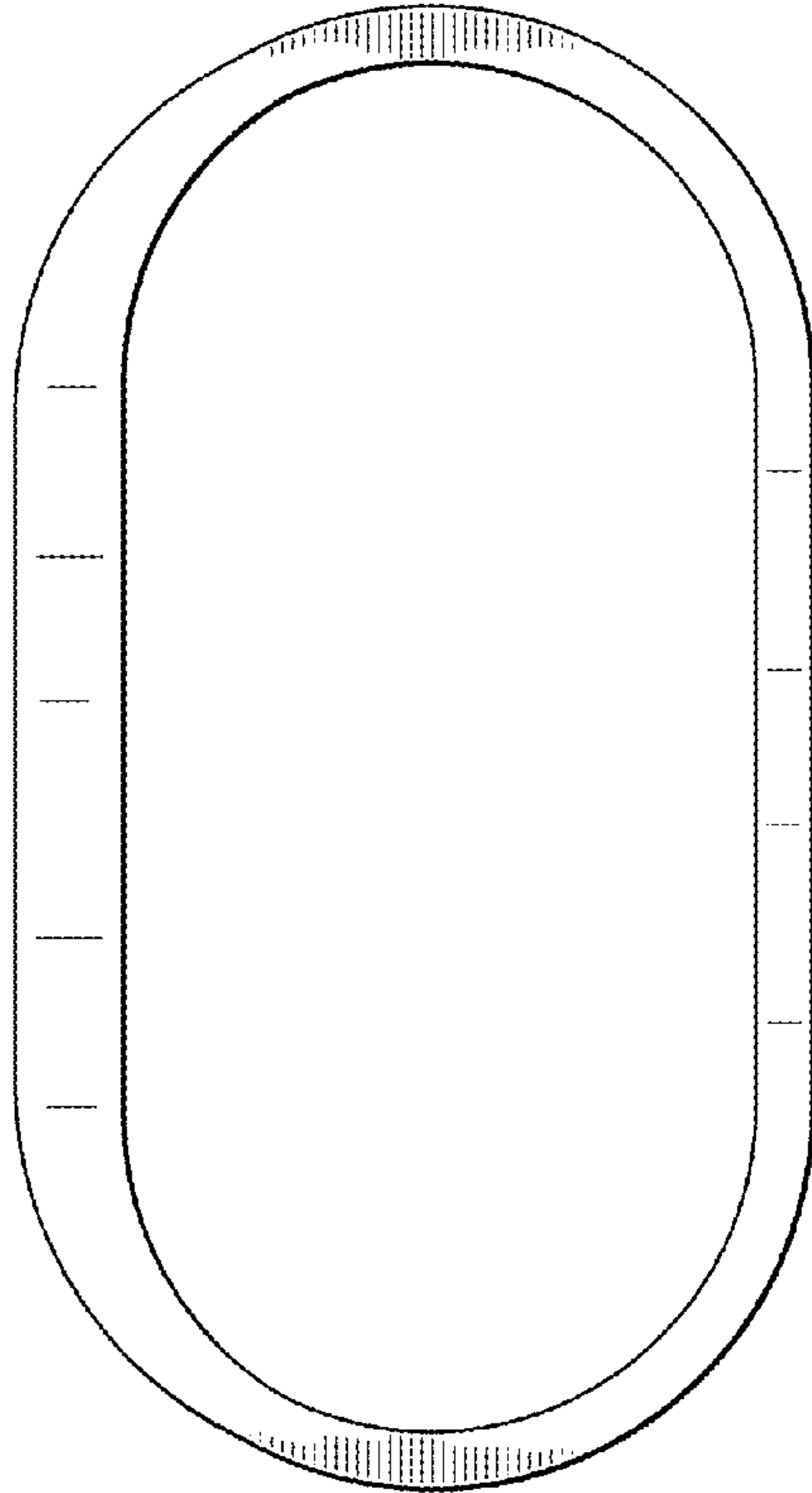


FIG. 4




FIG. 5

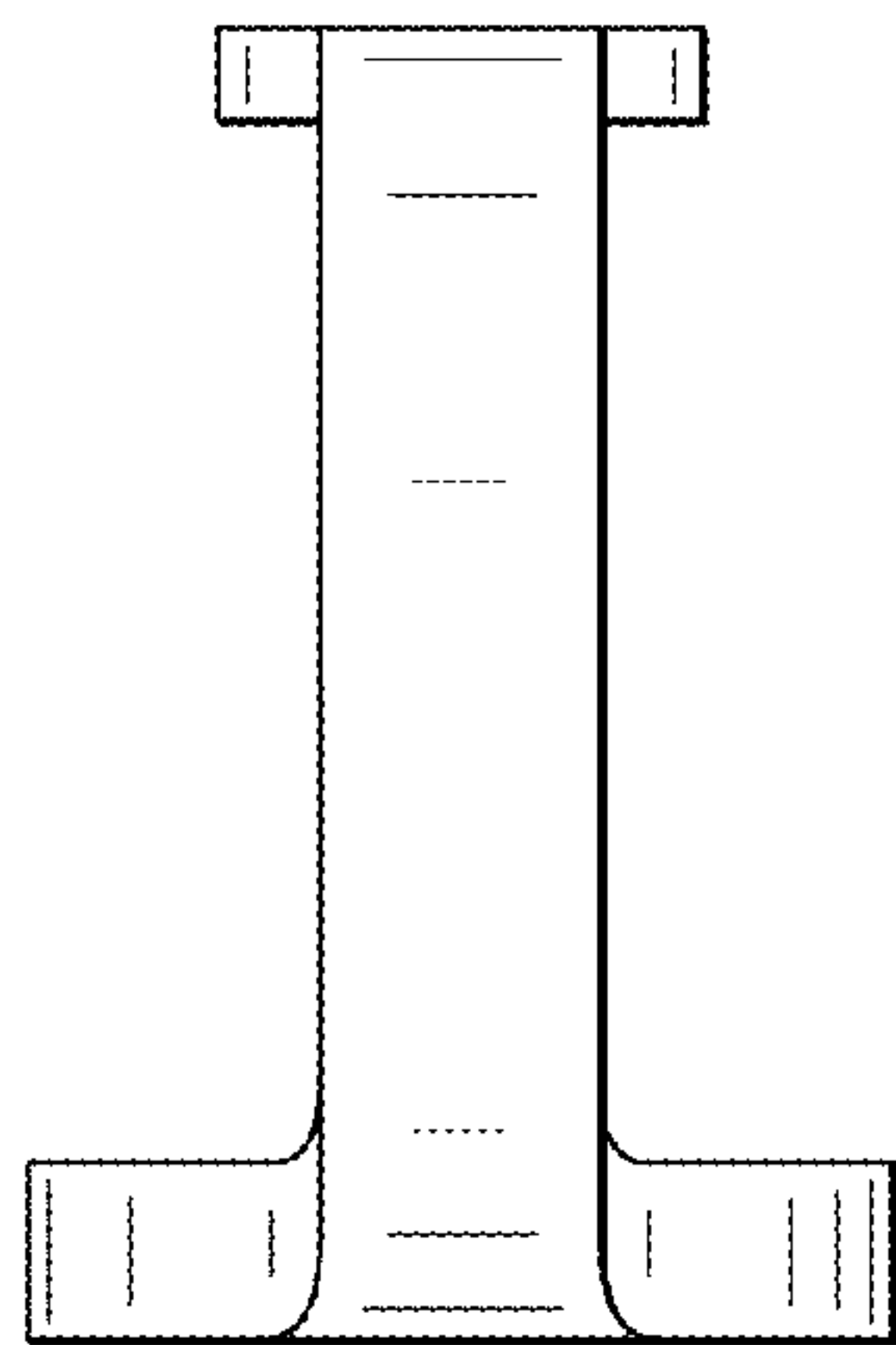


FIG. 6

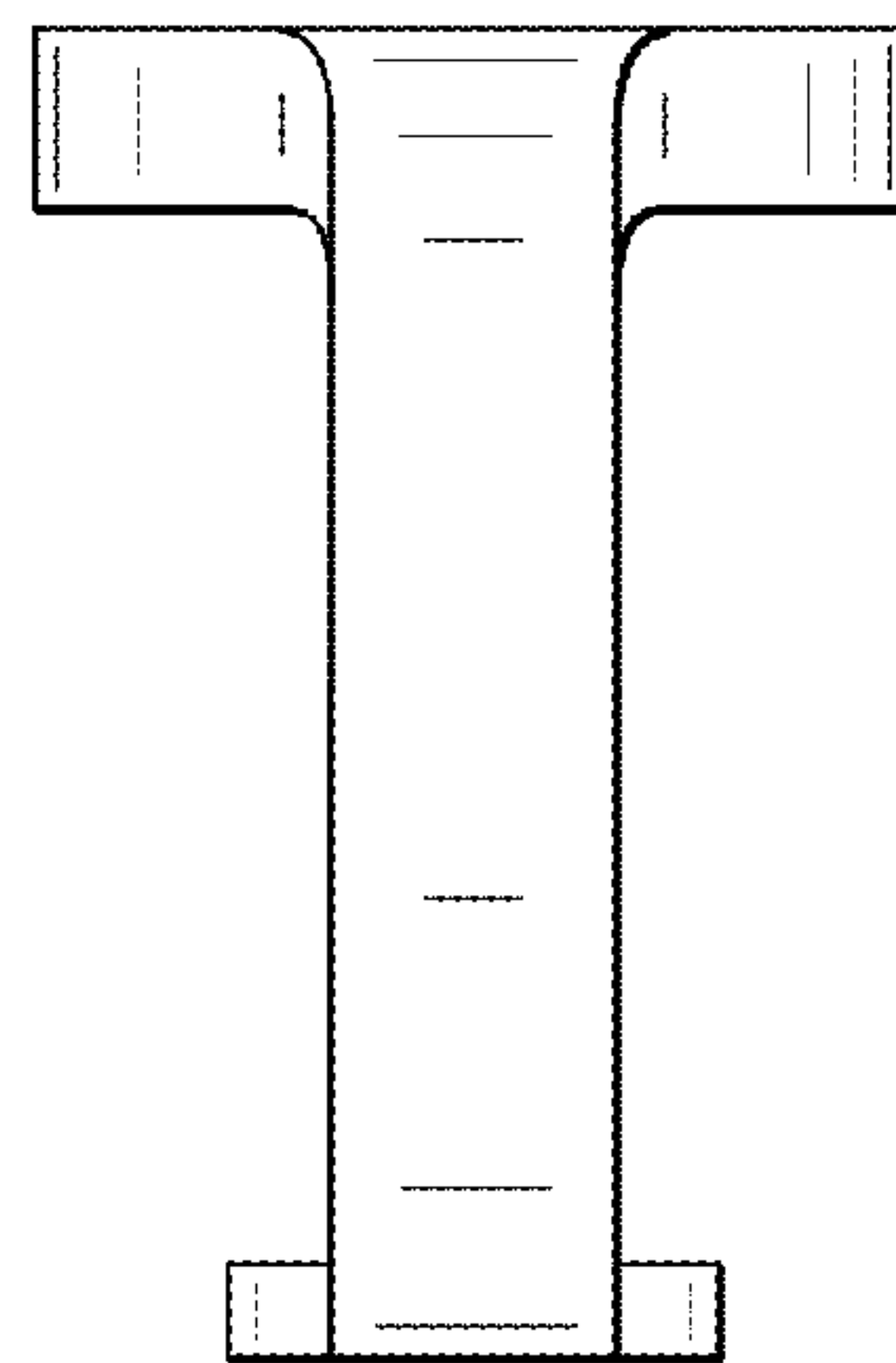


FIG. 7