



US00D687722S

(12) **United States Design Patent**  
**Chastaingt**

(10) **Patent No.:** **US D687,722 S**

(45) **Date of Patent:** **\*\* Aug. 13, 2013**

(54) **WATCH CASE**

(75) **Inventor:** **Arnaud Chastaingt, Paris (FR)**

(73) **Assignee:** **Cartier Creation Studio SA, Geneva (CH)**

(\*\*) **Term:** **14 Years**

(21) **Appl. No.:** **29/418,066**

(22) **Filed:** **Apr. 12, 2012**

(30) **Foreign Application Priority Data**

Oct. 13, 2011 (WO) ..... DM/077 626

(51) **LOC (9) Cl.** ..... **10-02**

(52) **U.S. Cl.**  
USPC ..... **D10/34**

(58) **Field of Classification Search**  
USPC ..... D10/30-39, 6, 7, 9, 123-126, 132;  
368/276, 281, 282, 283, 285, 223, 228, 229,  
368/232; D11/31, 44, 48, 49, 52, 57, 81,  
D11/82, 84  
See application file for complete search history.

(56) **References Cited**

**U.S. PATENT DOCUMENTS**

325,433	A *	9/1885	Nivois	63/28
D17,012	S *	12/1886	Bapst	D10/36
393,248	A *	11/1888	Lewis	368/285
D68,152	S *	9/1925	Mogilevsky	D10/34
D121,209	S *	6/1940	Katz	D11/57
D142,584	S *	10/1945	Philippe	D11/57
3,146,578	A *	9/1964	Etienne	368/226
D296,991	S *	8/1988	Lauper	D10/30
4,970,708	A *	11/1990	Gagnebin et al.	368/300
4,985,877	A *	1/1991	Namisato	368/76
D326,232	S *	5/1992	Kurebayashi	D10/39

D328,866	S *	8/1992	Deleskiewicz	D10/39
D345,936	S *	4/1994	Kaneko	D10/126
D354,238	S *	1/1995	Bulgari	D10/34
5,398,218	A *	3/1995	Munnier et al.	368/282
D361,526	S *	8/1995	Yudovin	D10/34
D380,393	S *	7/1997	Molas	D10/31
D390,128	S *	2/1998	Toribio	D10/32
D418,426	S *	1/2000	Gruosi	D10/7
6,891,778	B1 *	5/2005	Hohenstein et al.	368/76
7,177,234	B1 *	2/2007	Paul	368/88
D553,041	S *	10/2007	Vidal et al.	D10/124
7,281,845	B2 *	10/2007	Hohenstein et al.	368/281
D607,758	S *	1/2010	Hegi	D10/39

**OTHER PUBLICATIONS**

Collector's Encyclopedia of Pendant and Pocket Watches 1500-1950, by C. Jeanne Bell, copyright 2004, published by Collector Books, p. 275, pendant watch with dragonfly.\*

\* cited by examiner

*Primary Examiner* — Lucy Lieberman

(74) *Attorney, Agent, or Firm* — Krieg DeVault LLP; Clifford W. Browning


(57) **CLAIM**

The ornamental design for a watch case, as shown and described.

**DESCRIPTION**

FIG. 1 is a top view of the watch case of the present invention. FIG. 2 is a bottom view of the watch case of FIG. 1. FIG. 3 is a back view of the watch case of FIG. 1. FIG. 4 is a front view of the watch case of FIG. 1. FIG. 5 is a right side view of the watch case of FIG. 1. FIG. 6 is a left side view of the watch case of FIG. 1; and, FIG. 7 is a top right side perspective view of the watch case of FIG. 1.

**1 Claim, 2 Drawing Sheets**






fig.1

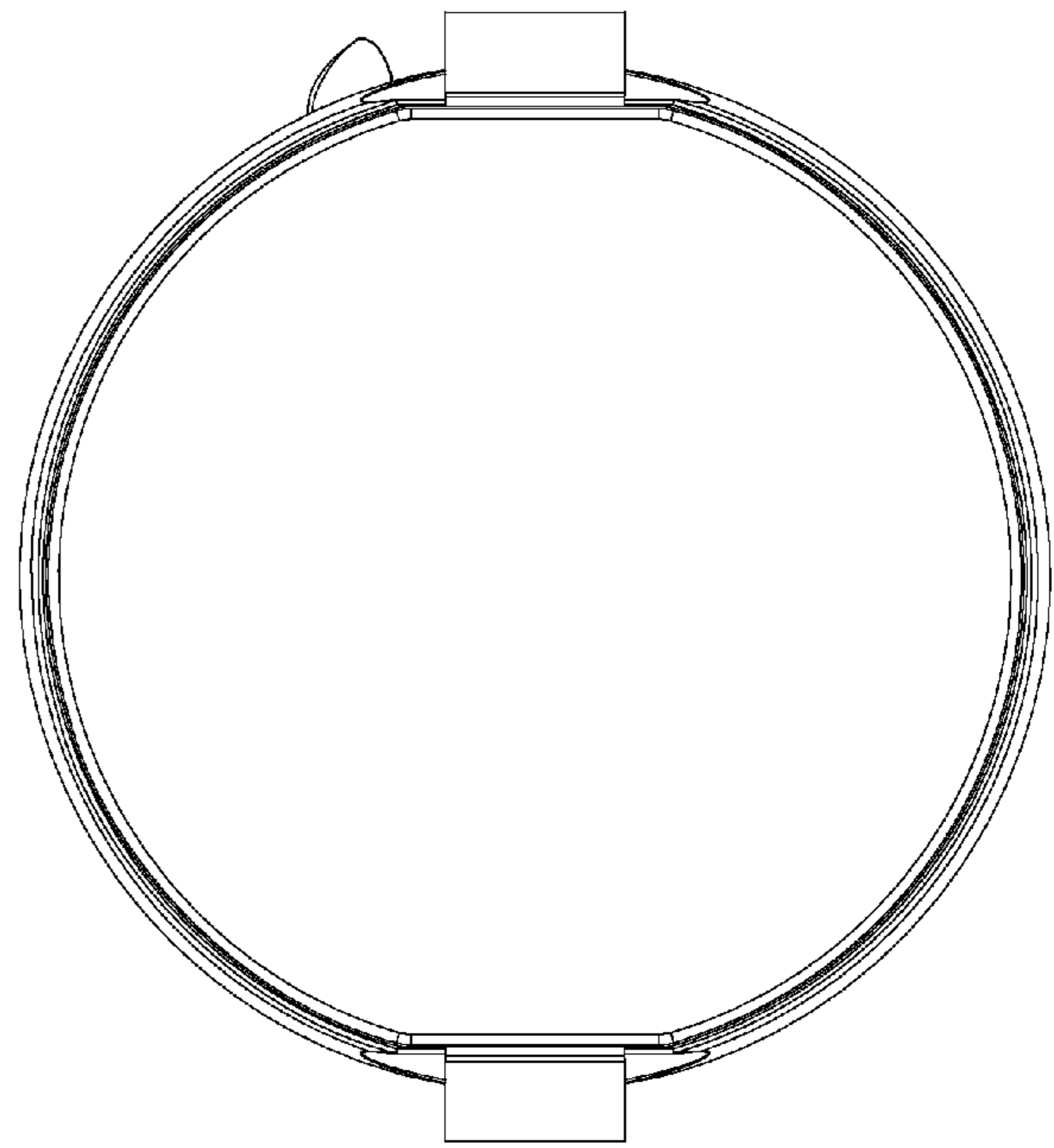


fig.2

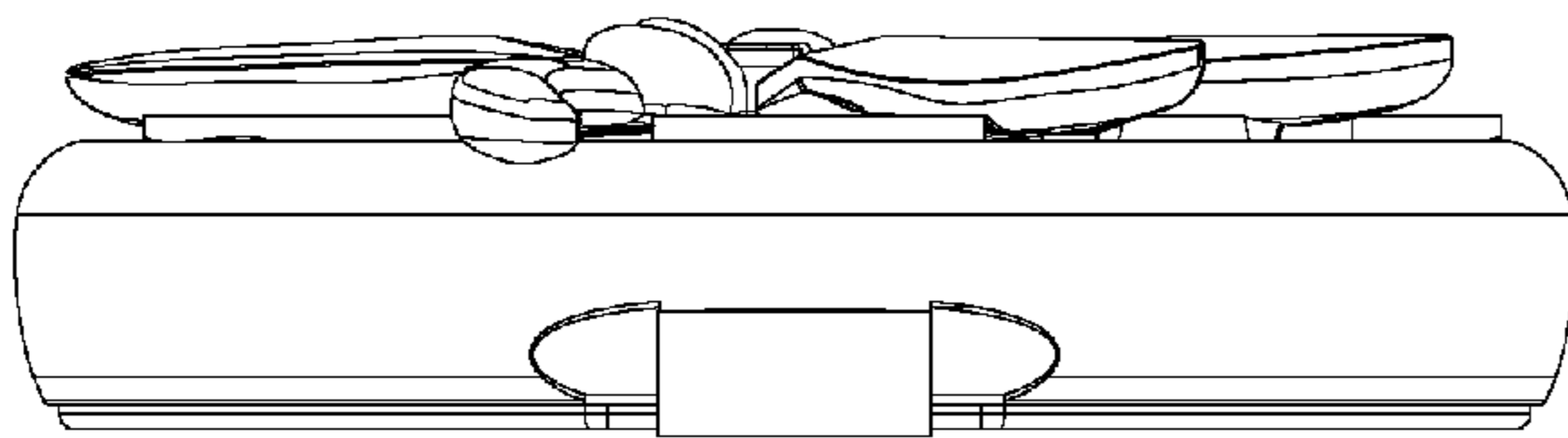


fig.3

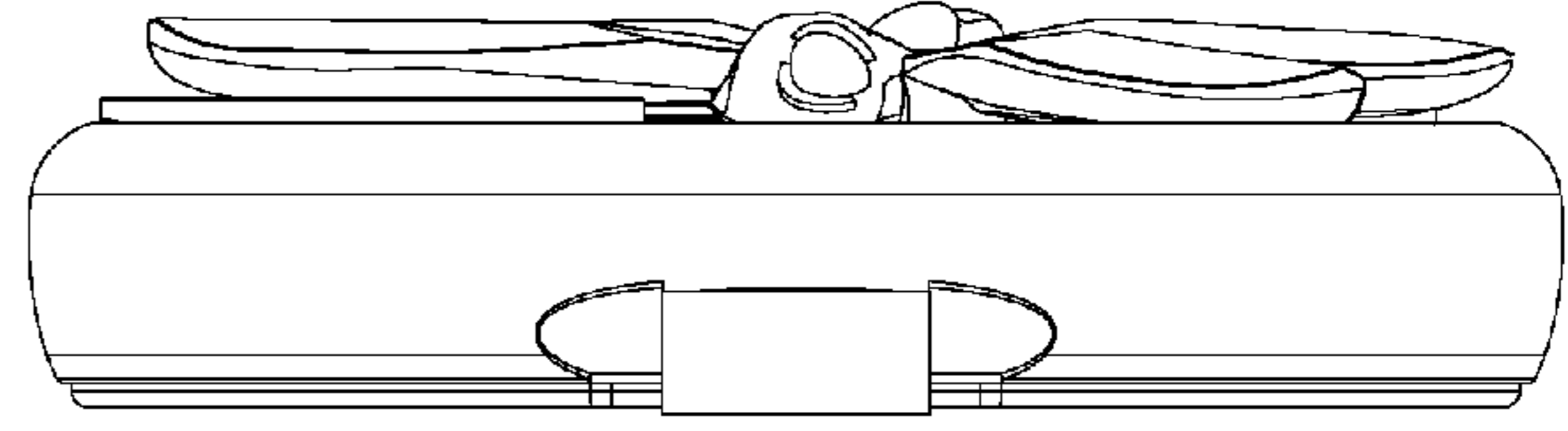


fig.4

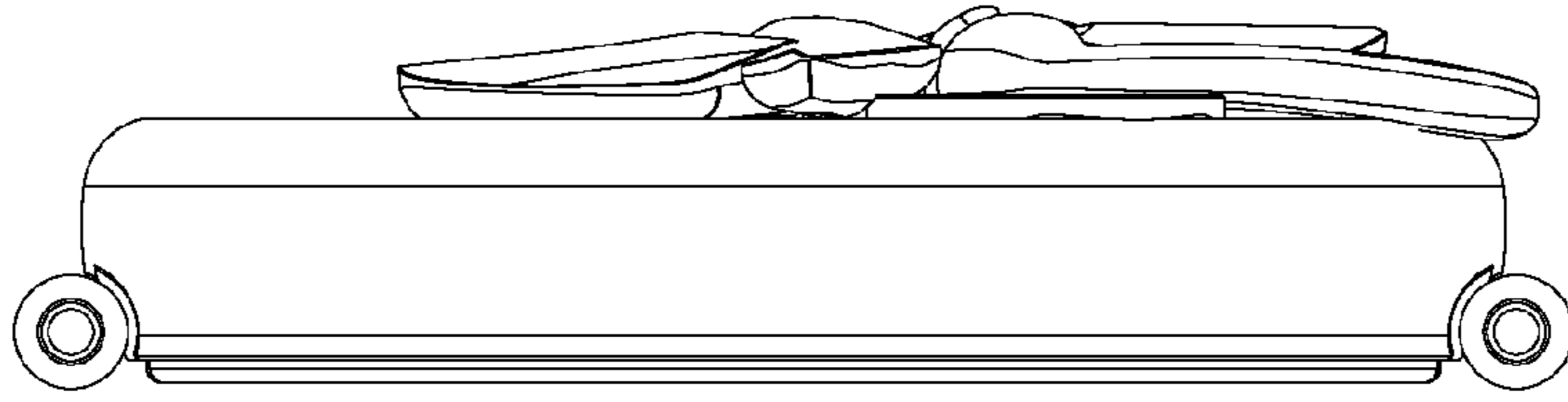


fig.5

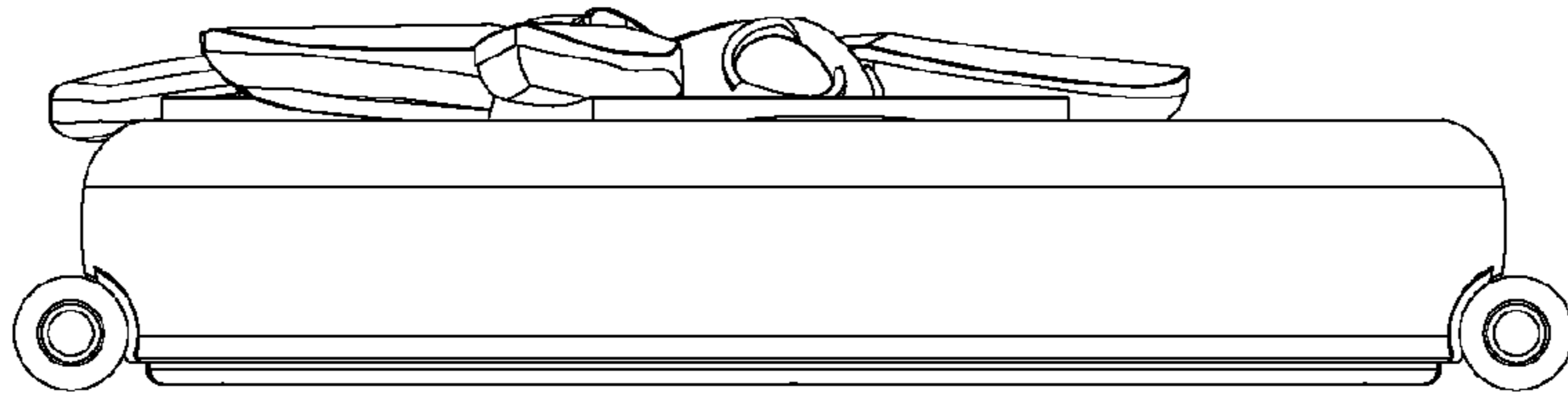


fig.6

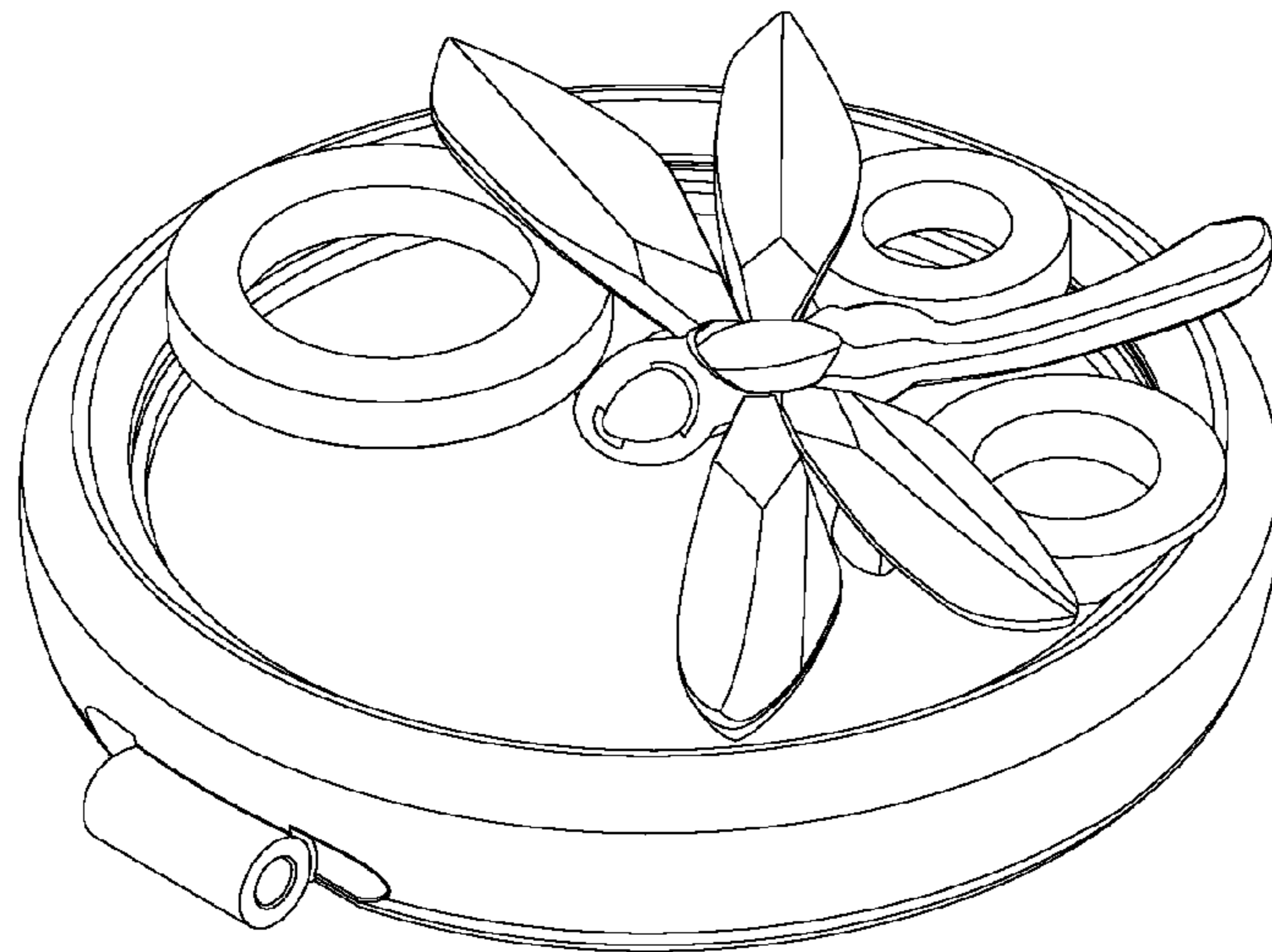


fig.7