



US00D687717S

(12) **United States Design Patent**
Ewart et al.

(10) **Patent No.:** **US D687,717 S**

(45) **Date of Patent:** **** Aug. 13, 2013**

(54) **FOOD POUCH**

(75) Inventors: **Robert Boyd Ewart**, Sioux City, IA (US); **Drew Daniel Huebsch**, Silverton, OR (US); **Elger Richard Oberwelz**, San Francisco, CA (US); **Miguel Angel Cabra Apalategui**, Oakland, CA (US)

(73) Assignee: **ConAgra Foods RDM, Inc.**, Omaha, NE (US)

(**) Term: **14 Years**

(21) Appl. No.: **29/431,805**

(22) Filed: **Sep. 11, 2012**

(51) **LOC (9) Cl.** **09-05**

(52) **U.S. Cl.**
USPC **D9/707**

(58) **Field of Classification Search**
USPC D9/702-714, 499, 443, 434-435, D9/415; D24/118, 121; 426/106; 383/61.1, 383/42, 119, 108, 103, 106, 120, 127, 114, 383/907; D3/203.1, 303, 203.2; D27/183, D27/185, 189; 222/92, 107, 215; 220/666, 220/495.03; 211/85.15; 206/406, 811, 484, 206/260, 527, 248; 428/35.2; D7/602; 229/938, 902, 87.01, 87.03, 87.19
See application file for complete search history.

(56) **References Cited**

U.S. PATENT DOCUMENTS

D252,558 S * 8/1979 Beck D9/418
D429,459 S * 8/2000 Berman D9/707

D433,625 S * 11/2000 Berman D9/710
D436,848 S * 1/2001 Berman D9/710
D450,577 S * 11/2001 Nielsen D9/705
D462,609 S * 9/2002 Jones D9/710
D475,614 S * 6/2003 Jones D9/710
D542,152 S * 5/2007 Klis D9/710
D545,214 S * 6/2007 Carter D9/703
D630,523 S * 1/2011 Dragoo et al. D9/711
D656,841 S * 4/2012 Echavarria D9/709
D669,794 S * 10/2012 Hoorn D9/703
D670,999 S * 11/2012 Stowe et al. D9/416

* cited by examiner

Primary Examiner — Caron D Veynar

Assistant Examiner — Abraham Bahta

(74) *Attorney, Agent, or Firm* — Advent, LLP; Ryan T. Grace

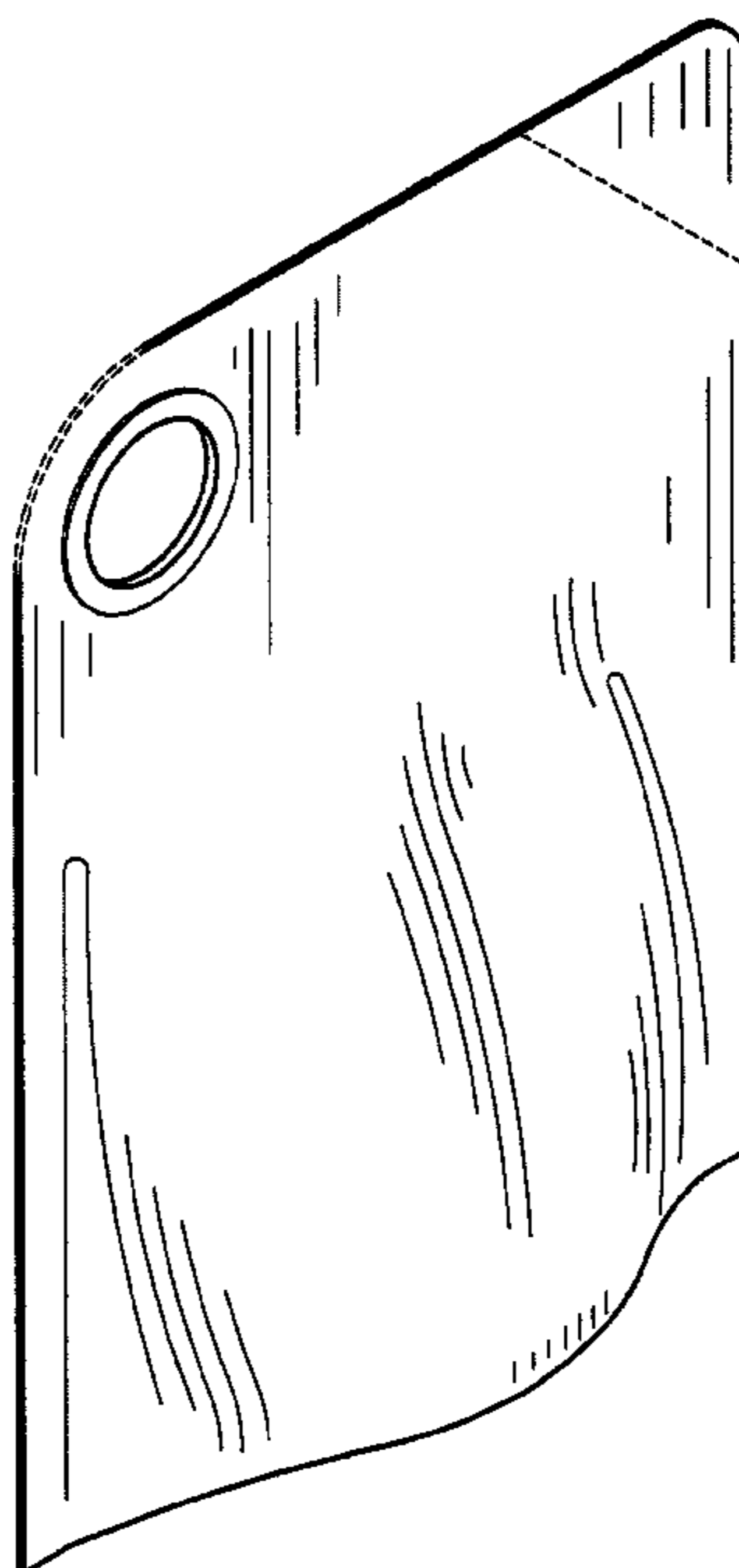
(57) **CLAIM**

The ornamental design for a food pouch, as shown and described.

DESCRIPTION

FIG. 1 is an isometric view of a food pouch.
FIG. 2 is a top plan view of the food pouch of FIG. 1.
FIG. 3 is a first side plan view of the food pouch of FIG. 1.
FIG. 4 is a front plan view of the food pouch of FIG. 1.
FIG. 5 is a second side plan view of the food pouch of FIG. 1.
FIG. 6 is a rear plan view of the food pouch of FIG. 1; and,
FIG. 7 is a bottom plan view of the food pouch of FIG. 1.
Portions of the FIGURES are shown in broken lines and form no part of the claimed design.

1 Claim, 3 Drawing Sheets



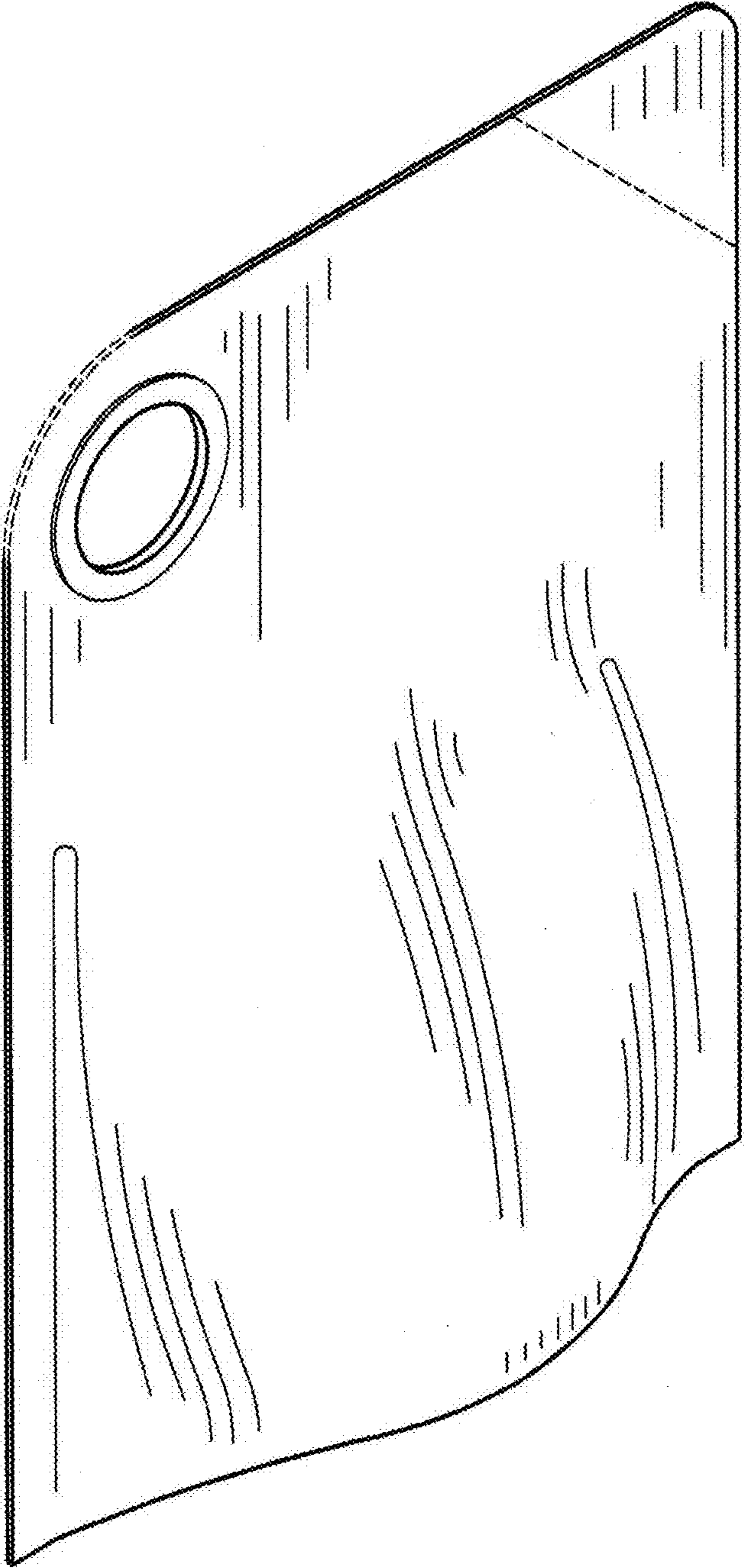


FIG. 1

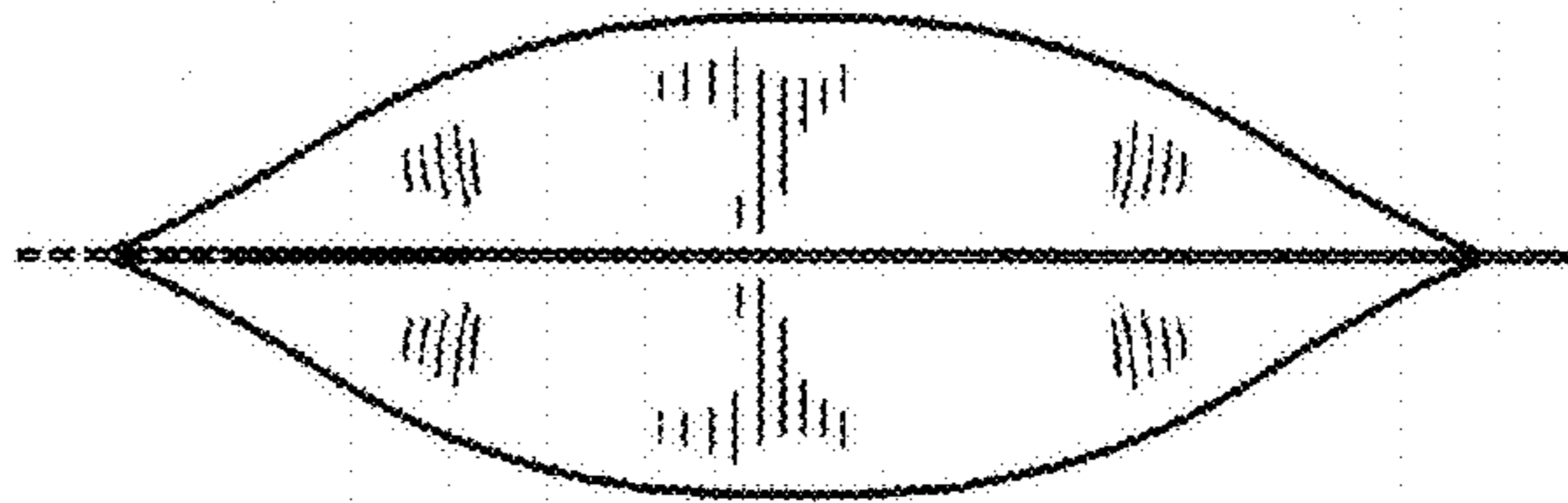


FIG. 2

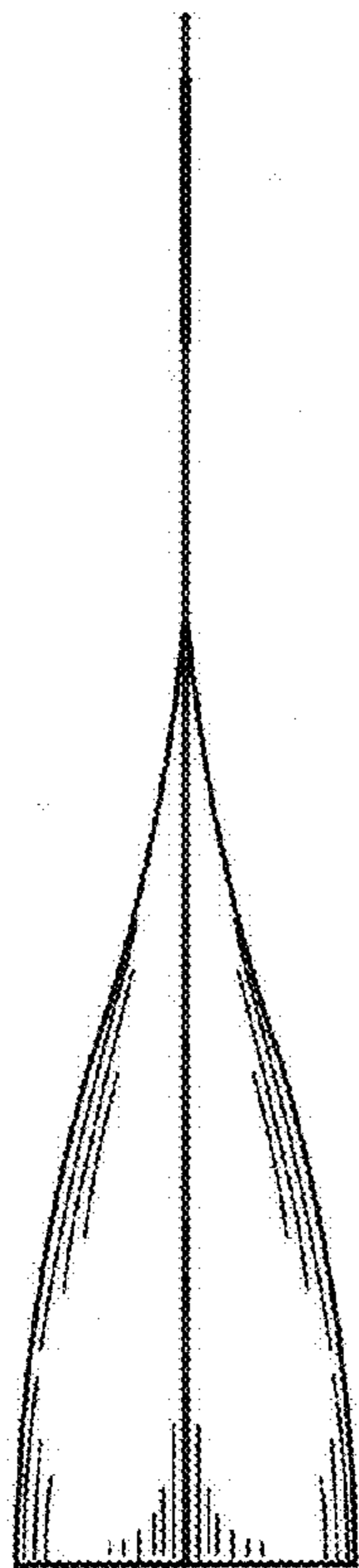


FIG. 3

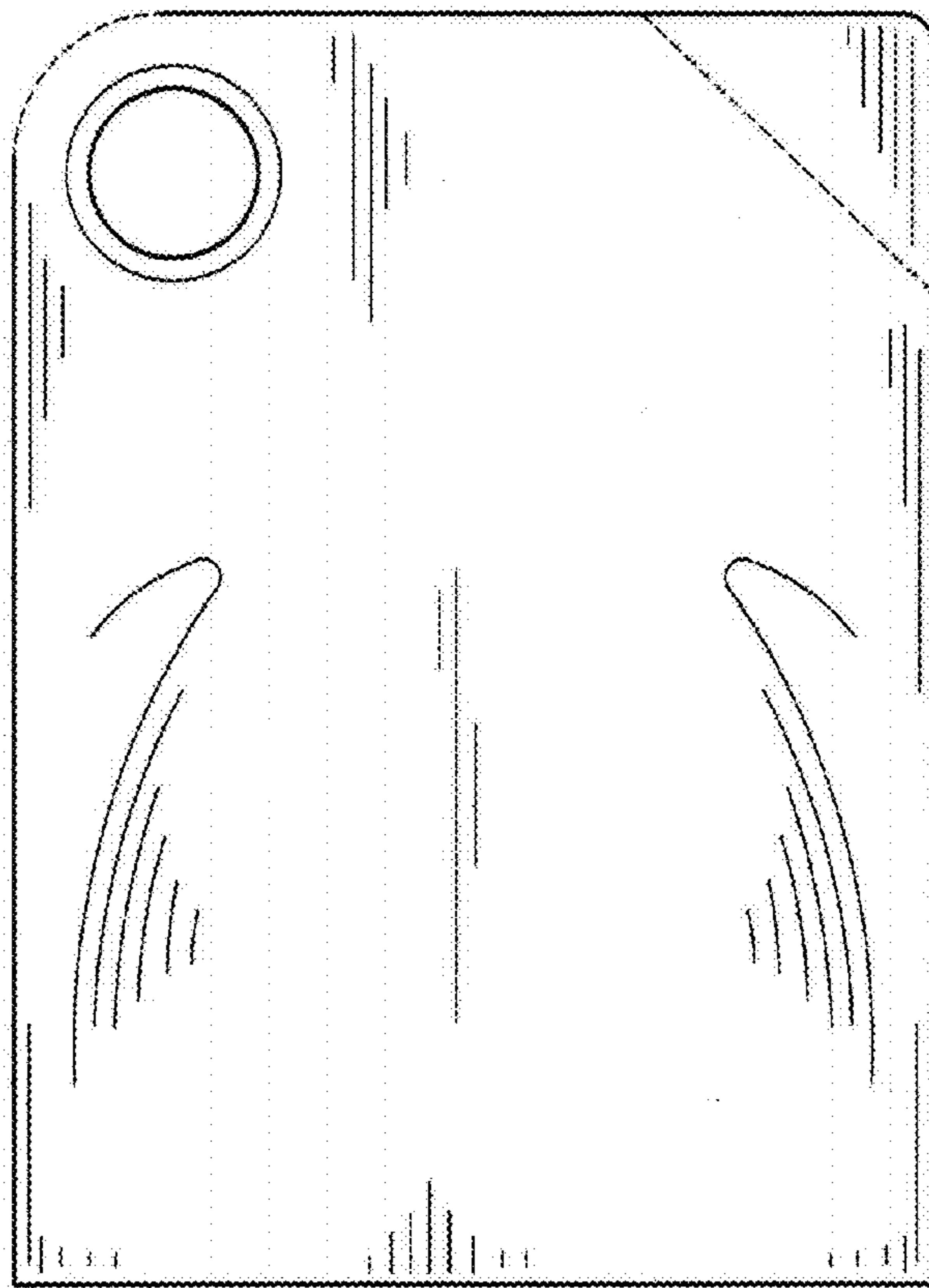


FIG. 4

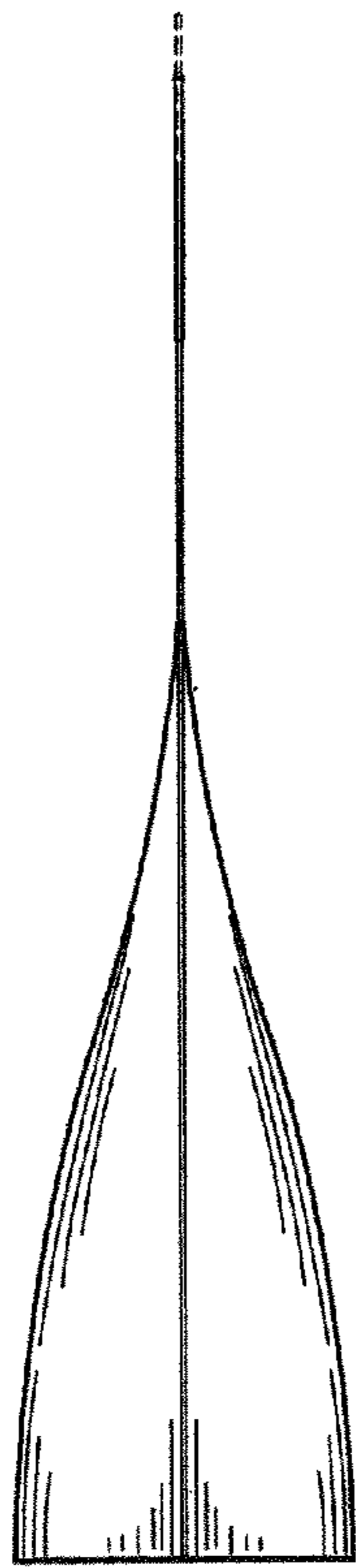


FIG. 5

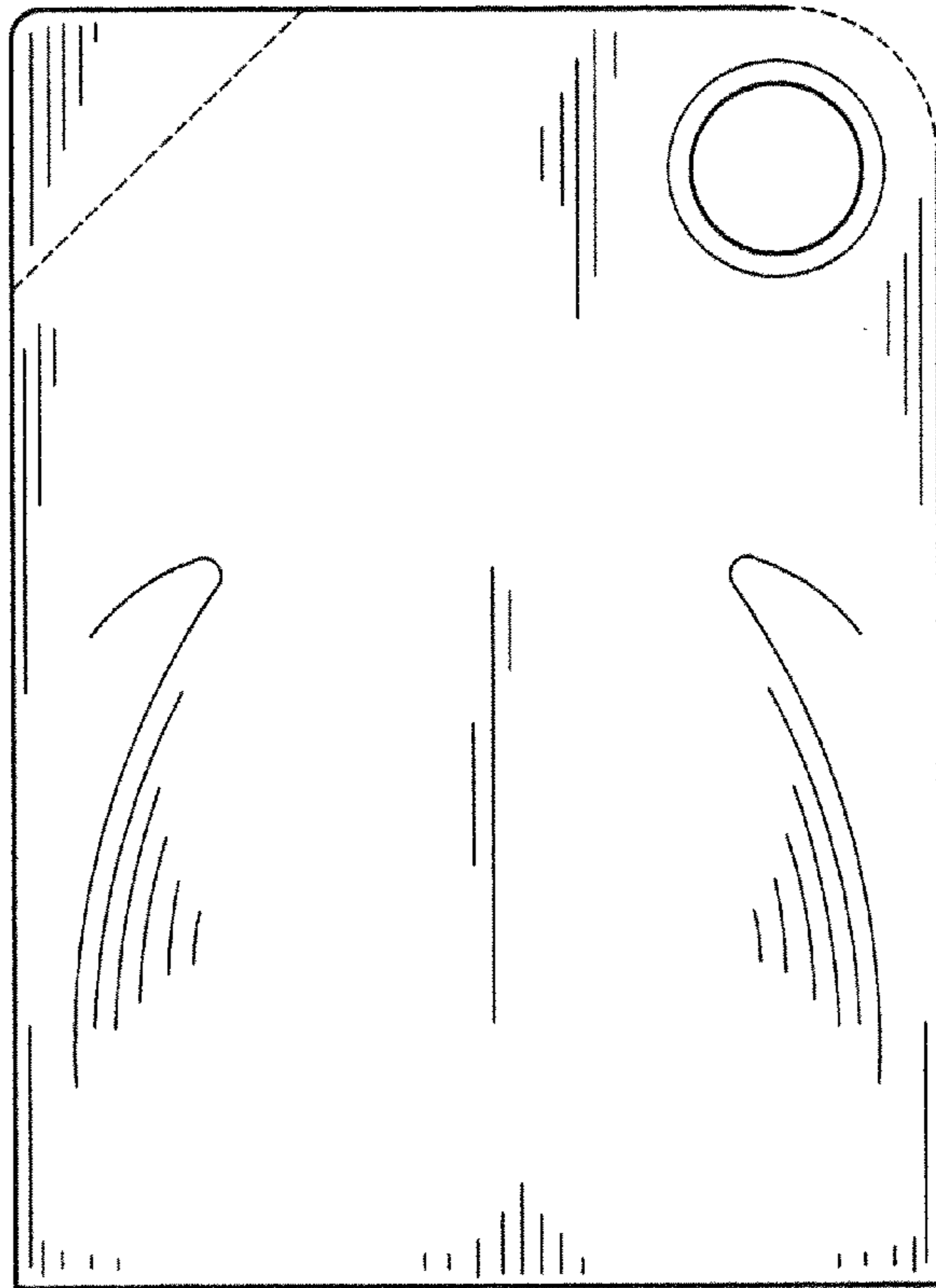


FIG. 6

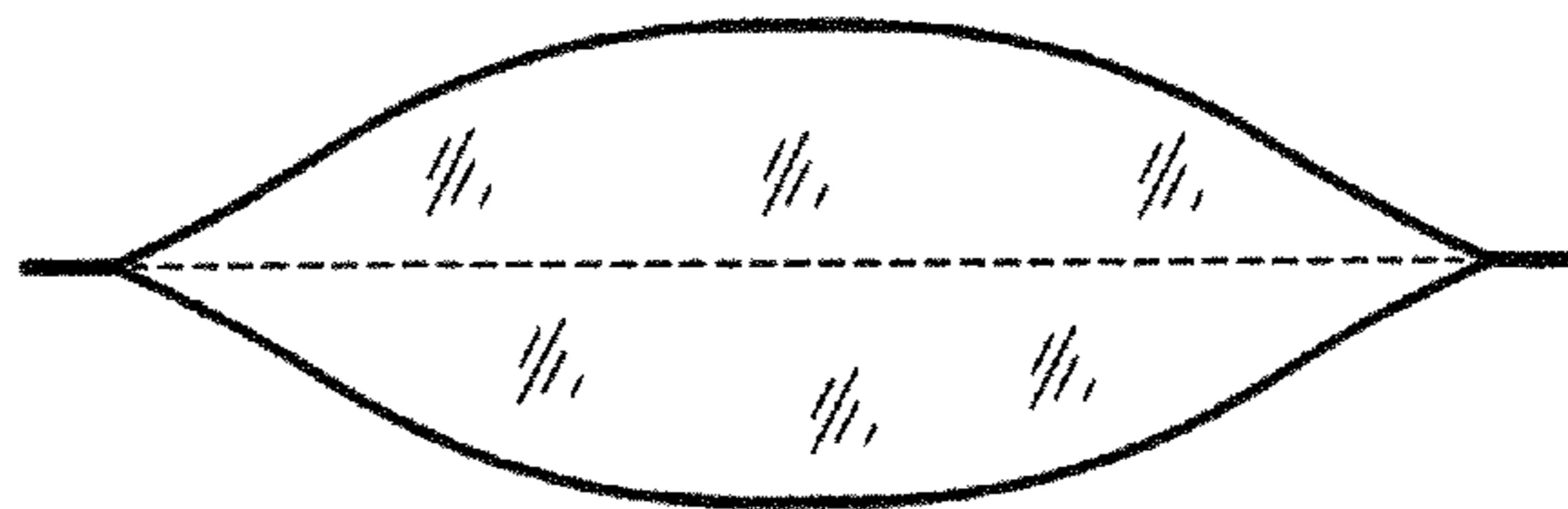


FIG. 7