



US00D687685S

(12) **United States Design Patent**
Timson

(10) **Patent No.:** **US D687,685 S**

(45) **Date of Patent:** **** Aug. 13, 2013**

(54) **RAKE**

(76) Inventor: **Todd Timson**, Broomfield, CO (US)

(**) Term: **14 Years**

(21) Appl. No.: **29/410,256**

(22) Filed: **Jan. 6, 2012**

(51) **LOC (9) Cl.** **08-01**

(52) **U.S. Cl.**
USPC **D8/13**

(58) **Field of Classification Search**
USPC D8/13; 56/400.04, 400.01, 400.19,
56/400.21, 400.17, 400.18; 7/114-116;
172/375, 371-372

See application file for complete search history.

(56) **References Cited**

U.S. PATENT DOCUMENTS

529,901	A *	11/1894	Galt	56/400.08
763,885	A *	6/1904	Hart	56/400.01
1,471,989	A *	10/1923	Weis	56/400.04
D393,191	S *	4/1998	Latto	D8/13
D397,592	S *	9/1998	Widmer	D8/13

D439,119	S *	3/2001	Colonello	D8/13
D475,588	S *	6/2003	Daniels	D8/13
D506,368	S *	6/2005	Niswonger	D8/13
D506,656	S *	6/2005	Garske	D8/13
D560,451	S *	1/2008	Silicato et al.	D8/13
D592,023	S *	5/2009	Herrle	D8/13

* cited by examiner

Primary Examiner — Sheryl Lane

(74) *Attorney, Agent, or Firm* — Emery L. Tracy

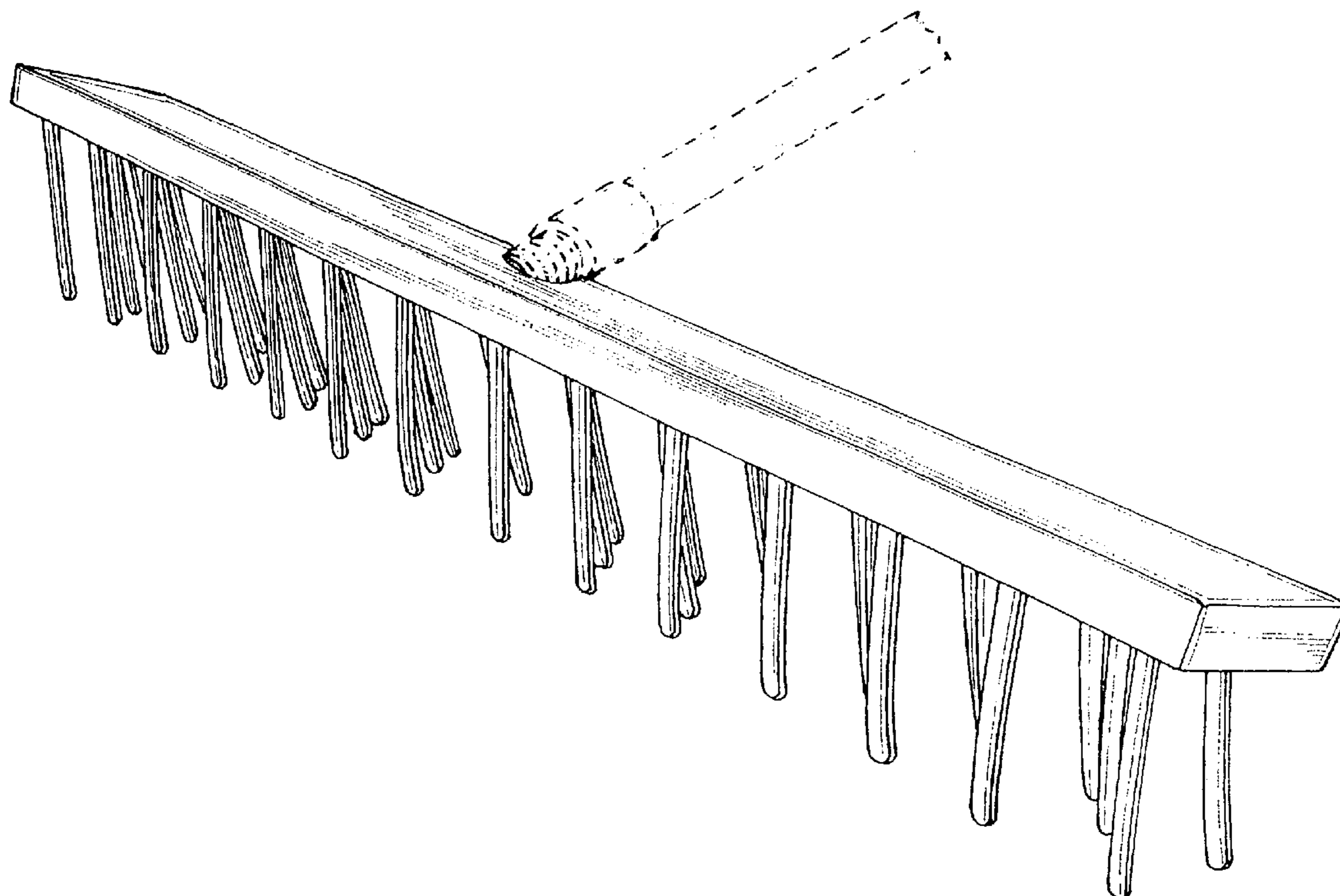
(57) **CLAIM**

The ornamental design for a rake, as shown and described.

DESCRIPTION

FIG. 1 is a perspective view illustrating a rake;
FIG. 2 is a left side view illustrating the rake of FIG. 1;
FIG. 3 is a right side view illustrating the rake of FIG. 1;
FIG. 4 is a front view illustrating the rake of FIG. 1;
FIG. 5 is a rear view illustrating the rake of FIG. 1;
FIG. 6 is a top view illustrating the rake of FIG. 1; and,
FIG. 7 is a bottom view illustrating the rake of FIG. 1.
The broken line showing of the rake is to show portions of the
article and forms no part of the claimed design.

1 Claim, 3 Drawing Sheets



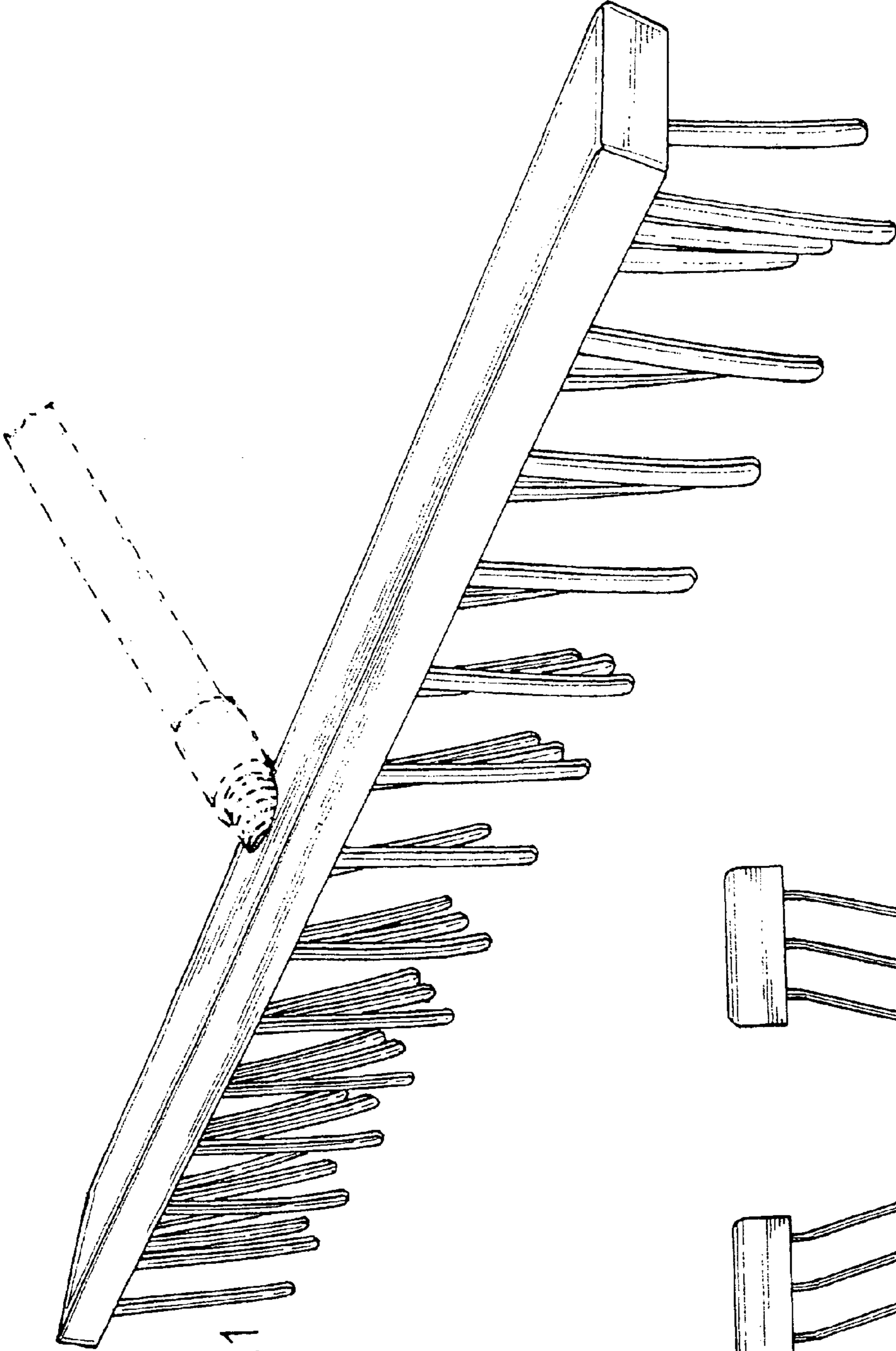


FIG. 1

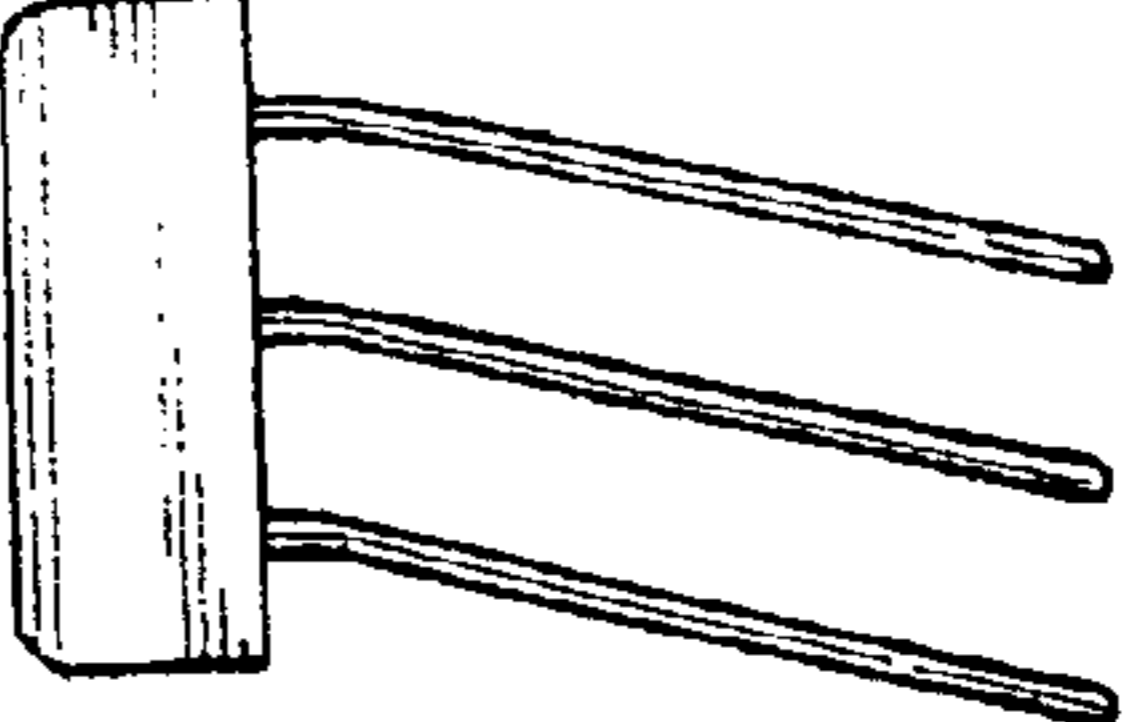


FIG. 3

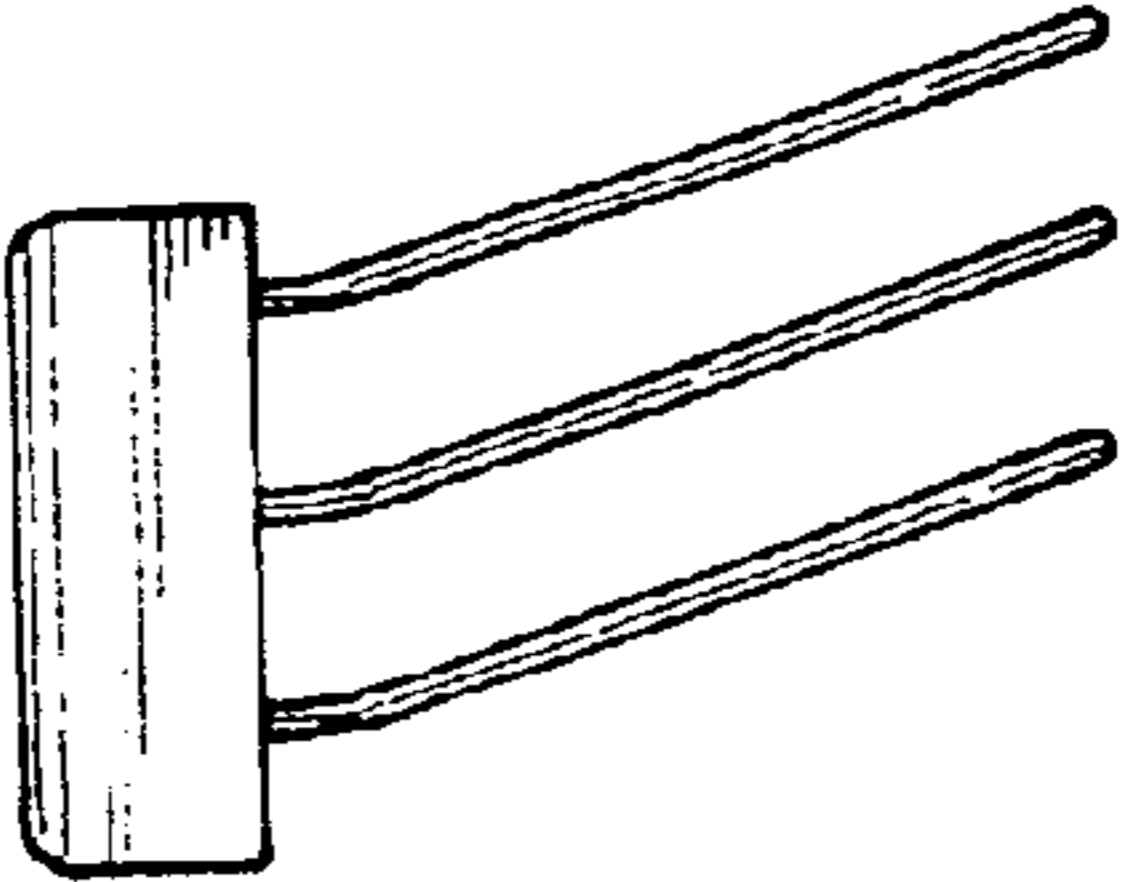


FIG. 2

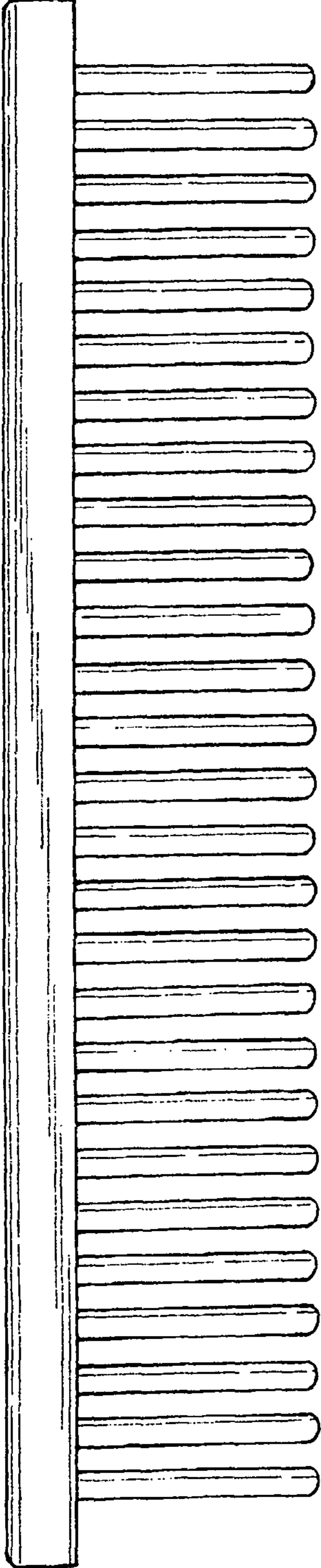


FIG. 4




FIG. 5

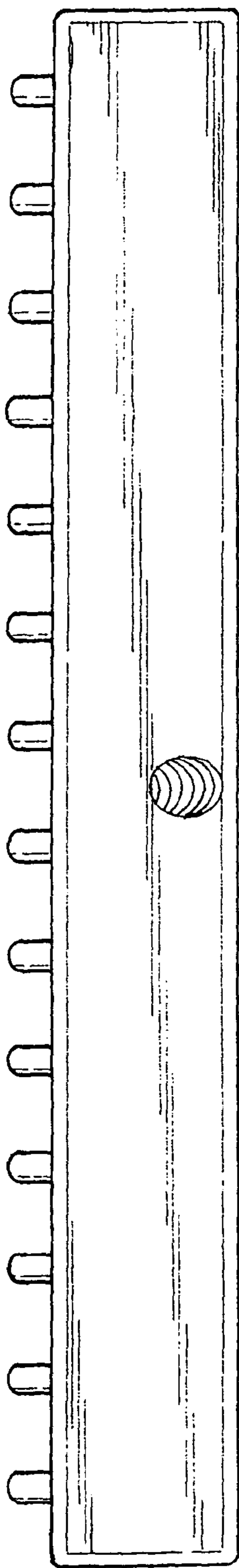


FIG. 6

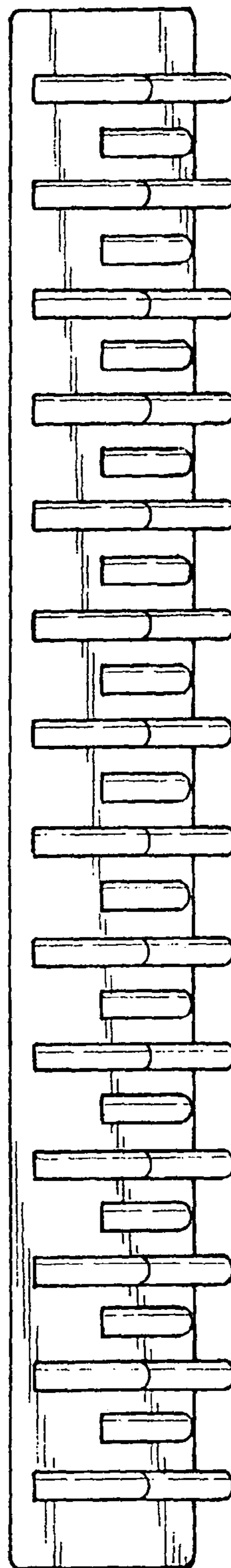


FIG. 7