



US00D687676S

(12) **United States Design Patent**
Engler

(10) **Patent No.:** **US D687,676 S**

(45) **Date of Patent:** **** Aug. 13, 2013**

(54) **WAFFLE PAN**

(71) Applicant: **Betti Bossi AG**, Zurich (CH)

(72) Inventor: **Valentin Engler**, Zurich (CH)

(73) Assignee: **Betti Bossi AG**, Zurich (CH)

(**) Term: **14 Years**

(21) Appl. No.: **29/439,758**

(22) Filed: **Dec. 14, 2012**

(30) **Foreign Application Priority Data**

Jun. 14, 2012 (CH) 138980

(51) **LOC (9) Cl.** **07-02**

(52) **U.S. Cl.**
USPC **D7/410; D7/352; D7/409**

(58) **Field of Classification Search**
USPC D7/125, 323, 329-331, 337, 339,
D7/346-347, 350.1-350.4, 352-367, 391,
D7/393, 395, 402, 409-410, 538-542, 628,
D7/672-674; 99/324-325, 331-332, 337-349,
99/358, 369-380, 389, 400-418, 422, 425,
99/444-446, 483; 126/37 R, 261, 378.1;
206/6.1, 501-505, 507-508; 219/386, 400,
219/405, 429-442, 450.1, 452.13, 620-624,
219/725, 730-735; 220/23.8, 315, 573.1-573.5,
220/832, 912; 426/438, 441, 549

See application file for complete search history.

(56) **References Cited**

U.S. PATENT DOCUMENTS

246,194	A *	8/1881	Patton	99/377
1,553,989	A *	9/1925	Cook	99/375
1,947,124	A *	2/1934	Clauss	99/380
D93,917	S *	11/1934	Eyrick	D7/410
2,358,452	A *	9/1944	Garstang	99/376
D202,959	S *	11/1965	Carpenter	D7/410
D223,006	S *	2/1972	Price	D7/410
D237,935	S *	12/1975	Nygren	D7/410
4,803,918	A *	2/1989	Carbon et al.	99/377
D373,452	S *	9/1996	Gobble et al.	D1/125
D392,153	S *	3/1998	Wright	D7/410
D589,294	S *	3/2009	Averty	D7/356
8,327,757	B1 *	12/2012	Sack	99/372

* cited by examiner

Primary Examiner — Ricky Pham

(74) *Attorney, Agent, or Firm* — Volpe and Koenig, P.C.

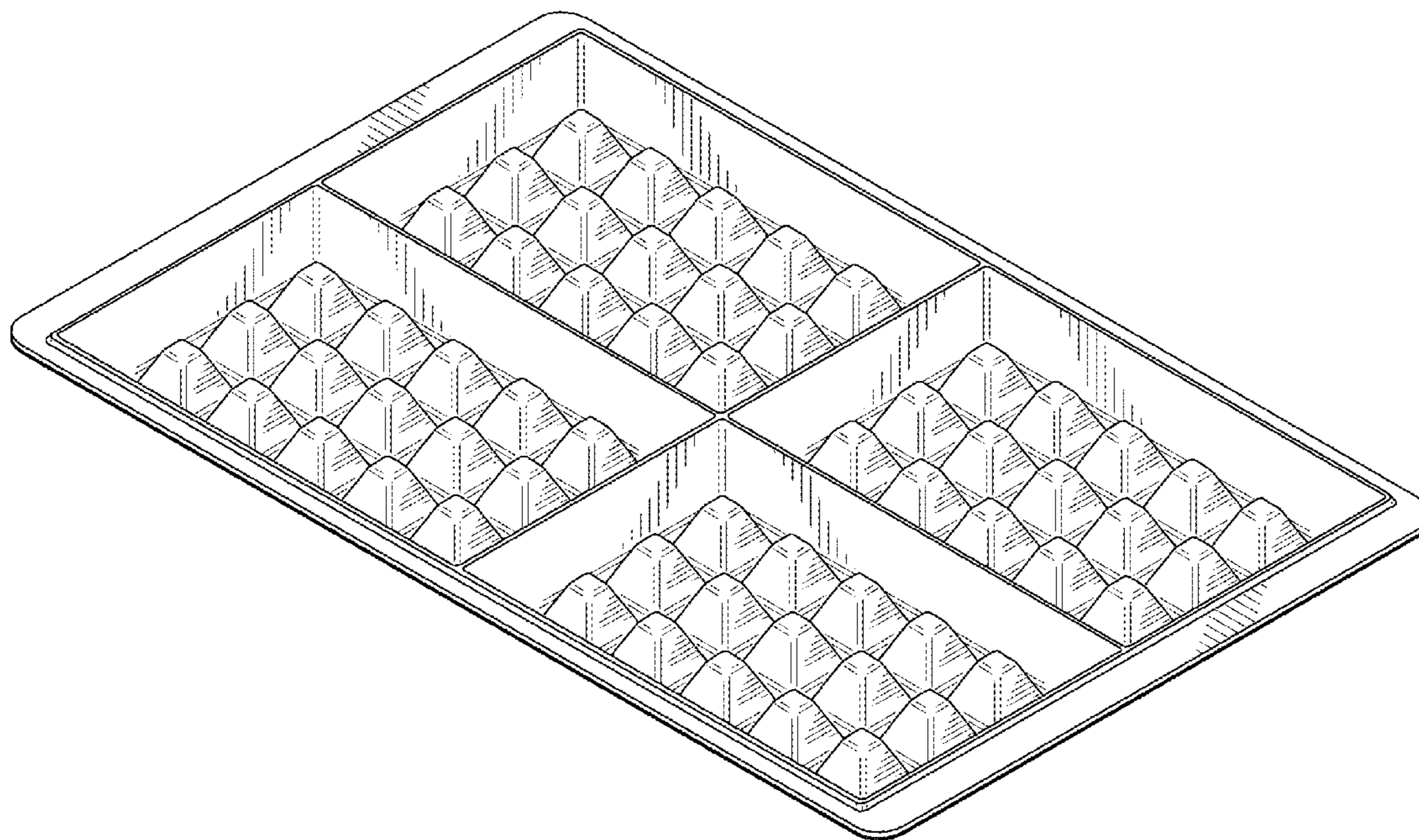
(57) **CLAIM**

The ornamental design for a waffle pan, as shown and described.

DESCRIPTION

FIG. 1 is a top, front, right perspective view of a waffle pan in accordance with my design;
FIG. 2 is a front elevational view thereof;
FIG. 3 is a rear elevational view thereof;
FIG. 4 is a left side elevational view thereof;
FIG. 5 is a right side elevational view thereof;
FIG. 6 is a top plan view thereof;
FIG. 7 is a bottom view thereof; and,
FIG. 8 is a bottom, rear, right perspective view of the waffle pan thereof.

1 Claim, 6 Drawing Sheets



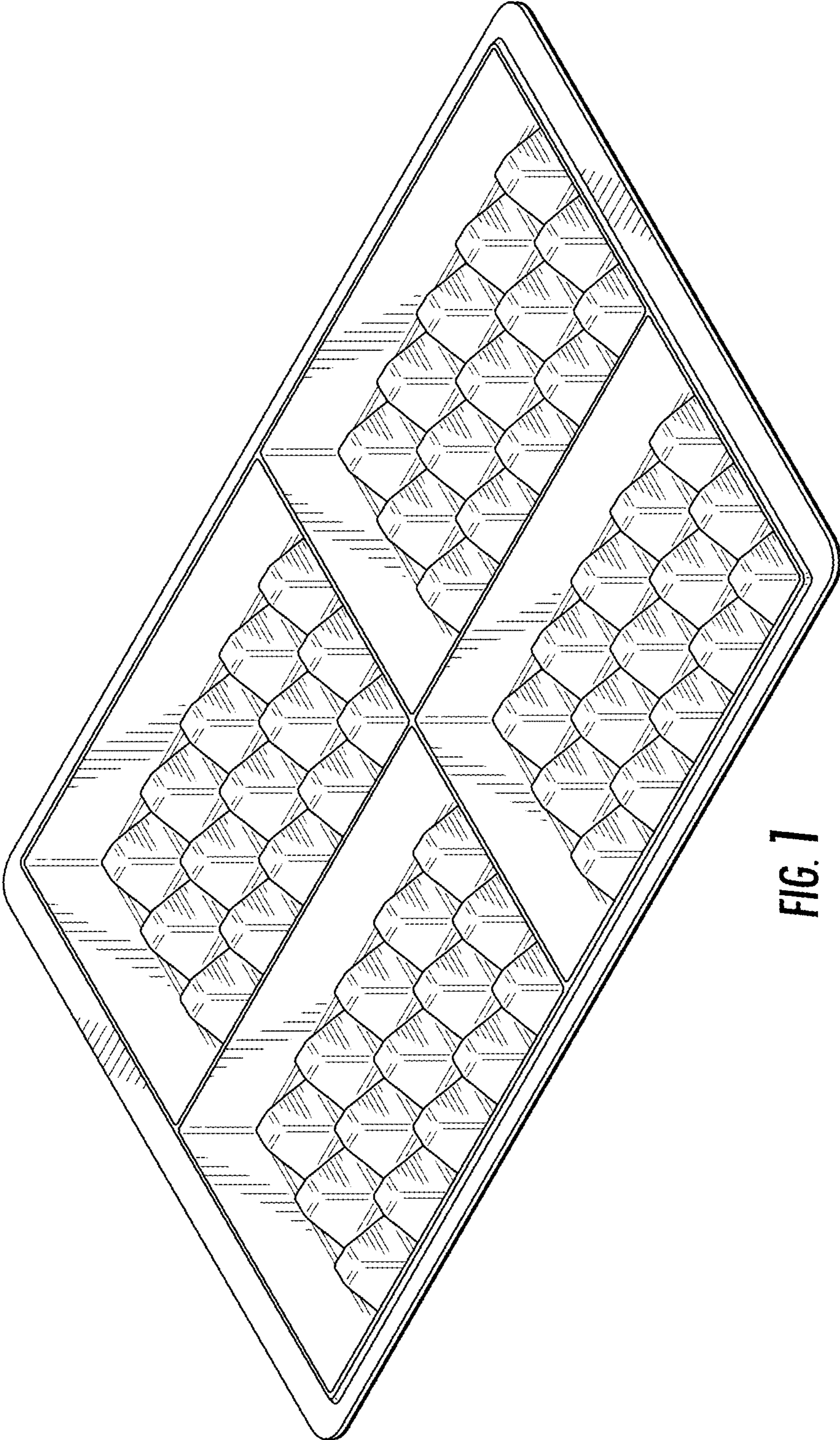


FIG. 1

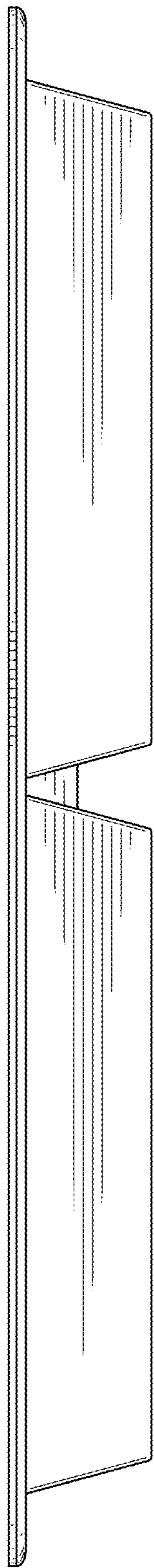


FIG. 2

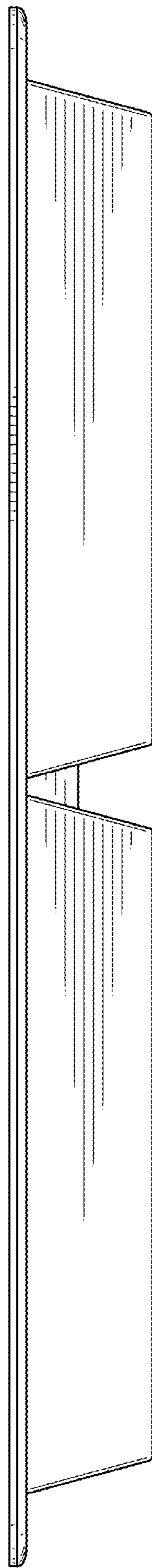


FIG. 3

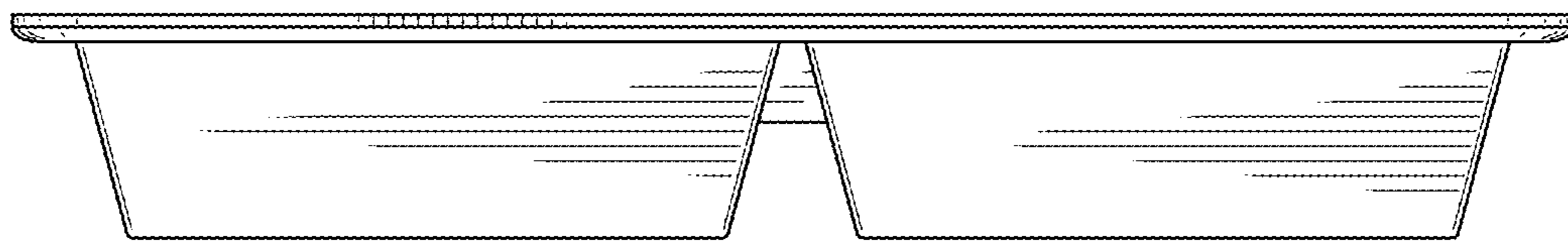


FIG. 4

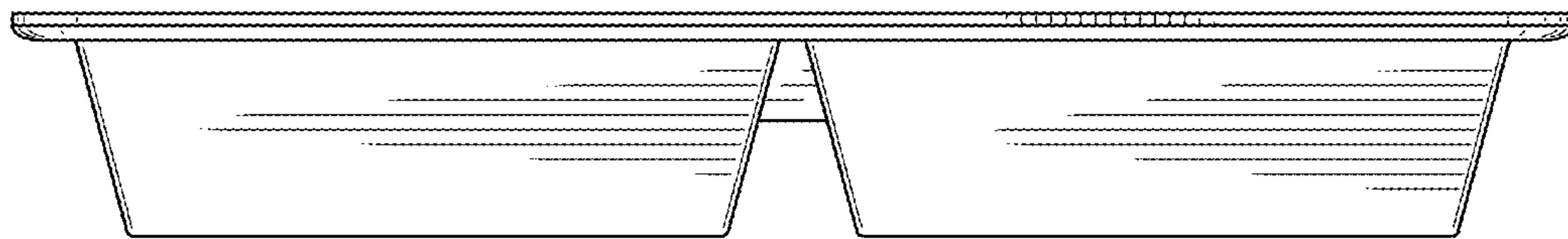


FIG. 5

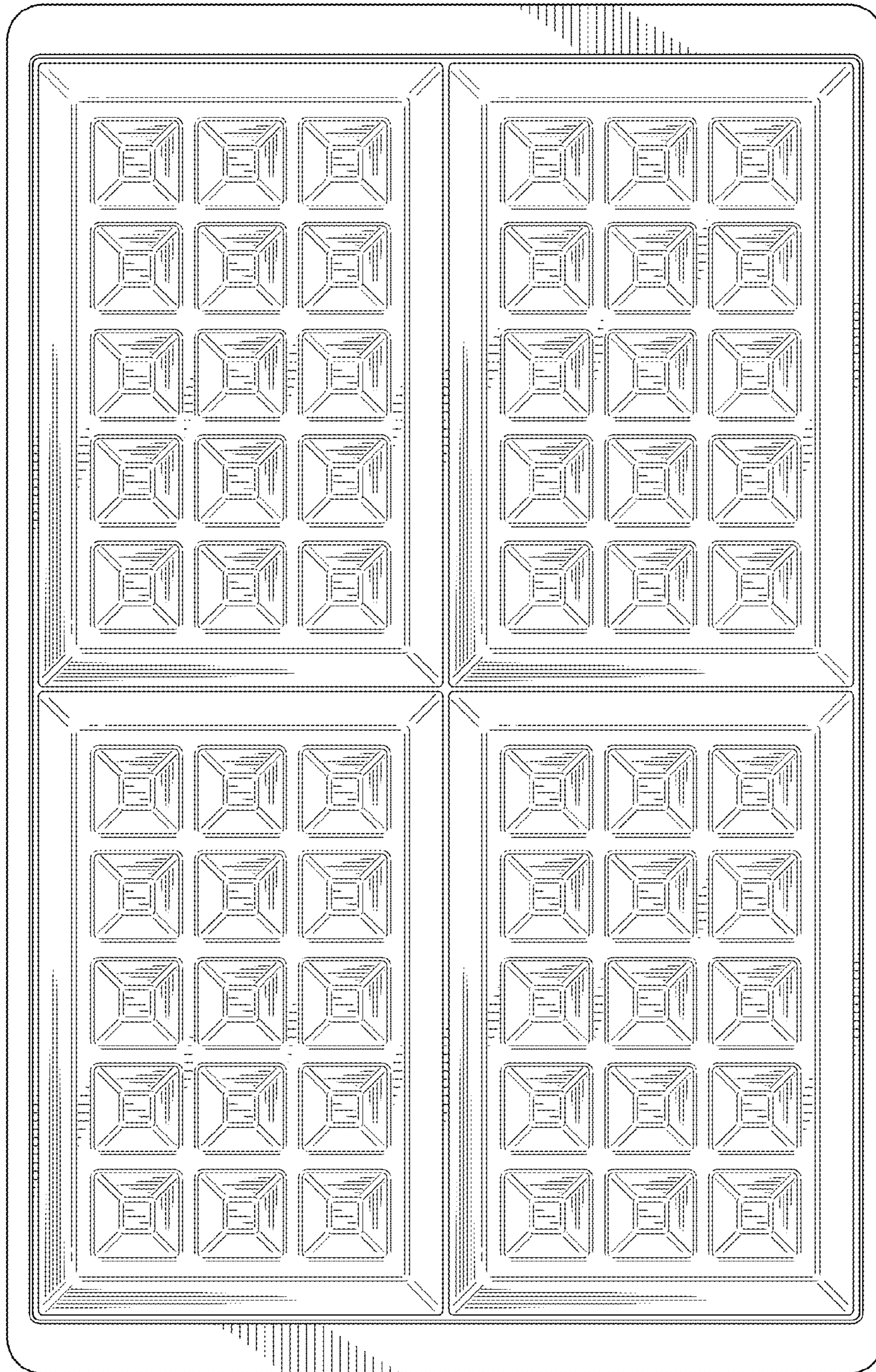


FIG. 6




FIG. 7

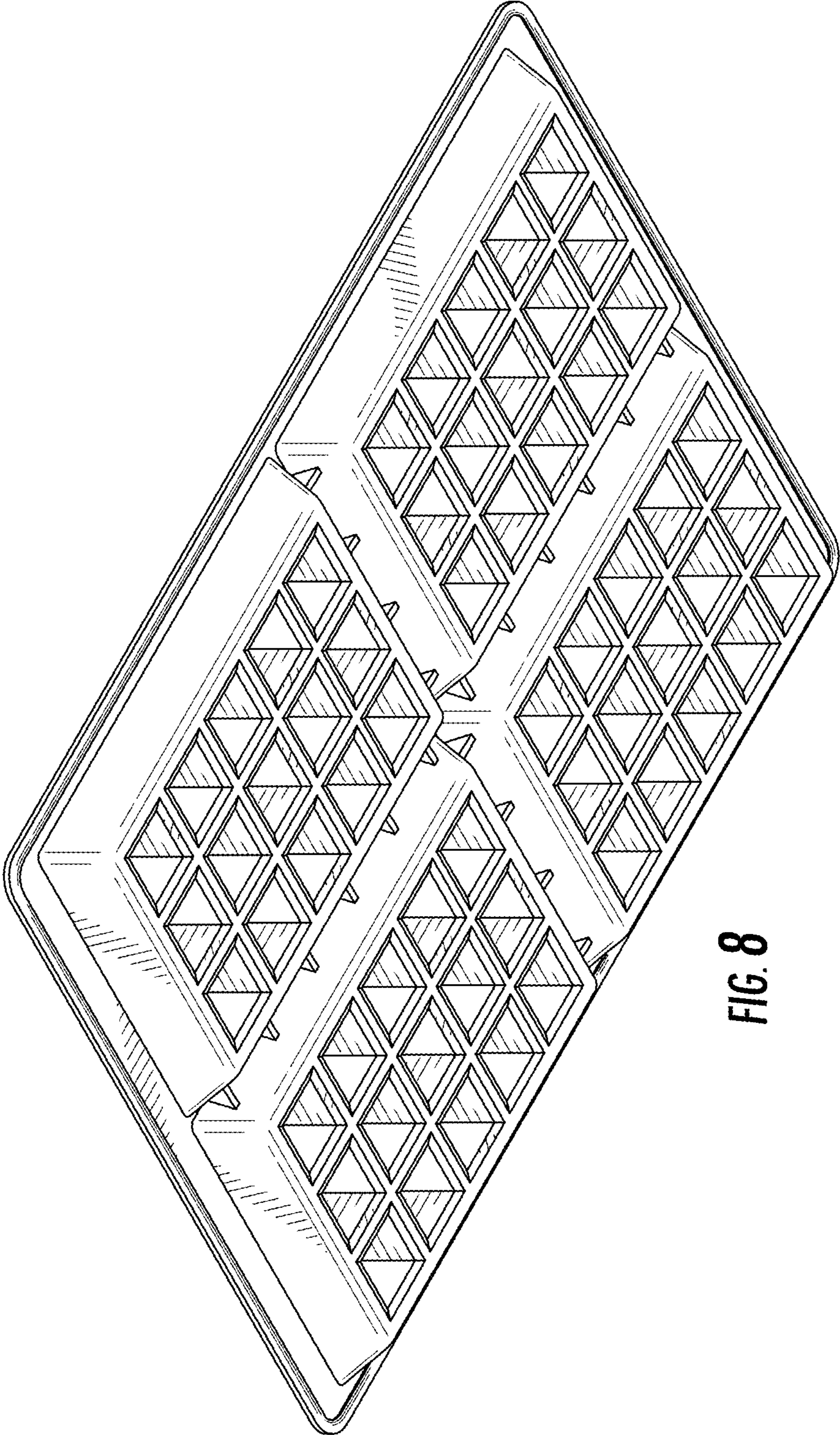


FIG. 8