



US00D687674S

(12) **United States Design Patent**
Rae

(10) **Patent No.:** **US D687,674 S**

(45) **Date of Patent:** **** Aug. 13, 2013**

(54) **COOKWARE ELONGATED SIDE HANDLE**

(71) Applicant: **Robert A. Rae**, Las Vegas, NV (US)

(72) Inventor: **Robert A. Rae**, Las Vegas, NV (US)

(73) Assignee: **Meyer Intellectual Properties Limited**
(VG)

(**) Term: **14 Years**

(21) Appl. No.: **29/439,532**

(22) Filed: **Dec. 12, 2012**

(51) **LOC (9) Cl.** **07-02**

(52) **U.S. Cl.**
USPC **D7/395**

(58) **Field of Classification Search**
USPC D7/354-361, 393-395, 401.2, 664;
D8/107, 300, 303, 307, 313, 321; D4/138,
D4/129; 16/421, 430, 431, 110.1, 407;
220/573.1-573.5, 752, 753, 755, 756, 759,
220/767, 771, 912

See application file for complete search history.

(56) **References Cited**

U.S. PATENT DOCUMENTS

D560,427	S	*	1/2008	Prakasa	D7/395
D582,208	S	*	12/2008	Robson	D7/395
D630,056	S	*	1/2011	Rae	D7/395
D635,396	S	*	4/2011	Rae	D7/395
D672,194	S	*	12/2012	Rae	D7/395
D682,026	S	*	5/2013	Rae	D7/395

* cited by examiner

Primary Examiner — Cynthia M Chin

(74) *Attorney, Agent, or Firm* — Edward S. Sherman


(57) **CLAIM**

The ornamental design for a cookware elongated side handle, as shown and described.

DESCRIPTION

FIG. 1 is a perspective view of the cookware elongated side handle, showing my new design; FIG. 2 is a right side elevation view thereof; the left side elevation view being the mirror image thereof; FIG. 3 is a top plan view thereof; FIG. 4 is a bottom plan view thereof; FIG. 5 is a front elevation view thereof; and, FIG. 6 is a back elevation view thereof. The broken lines in FIGS. 1, 2, 5 and 6 are for illustrative purposes only, depicting the environment of the new design, forming no part thereof as claimed.

1 Claim, 3 Drawing Sheets



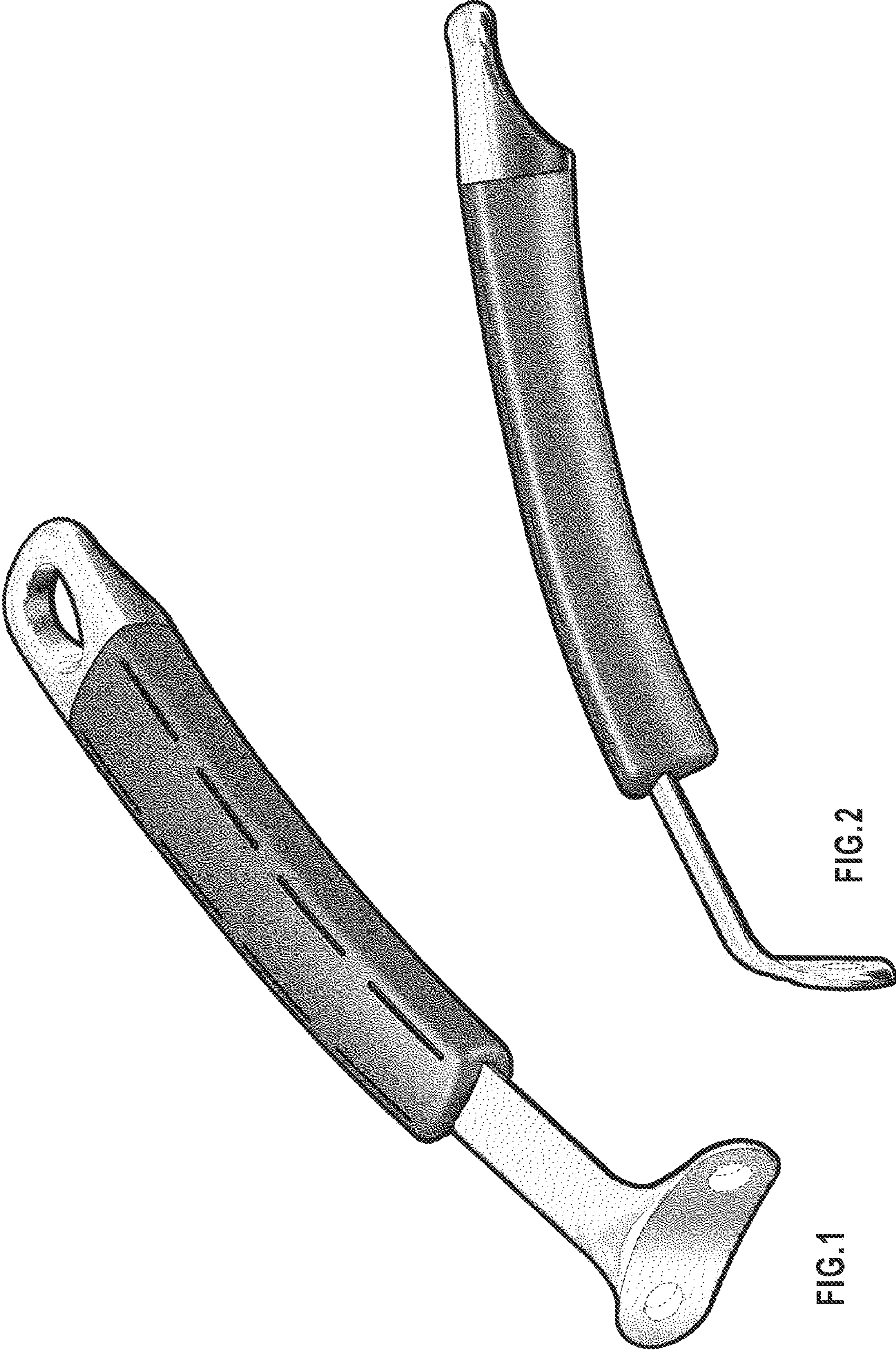


FIG.1

FIG.2




FIG. 3




FIG. 4

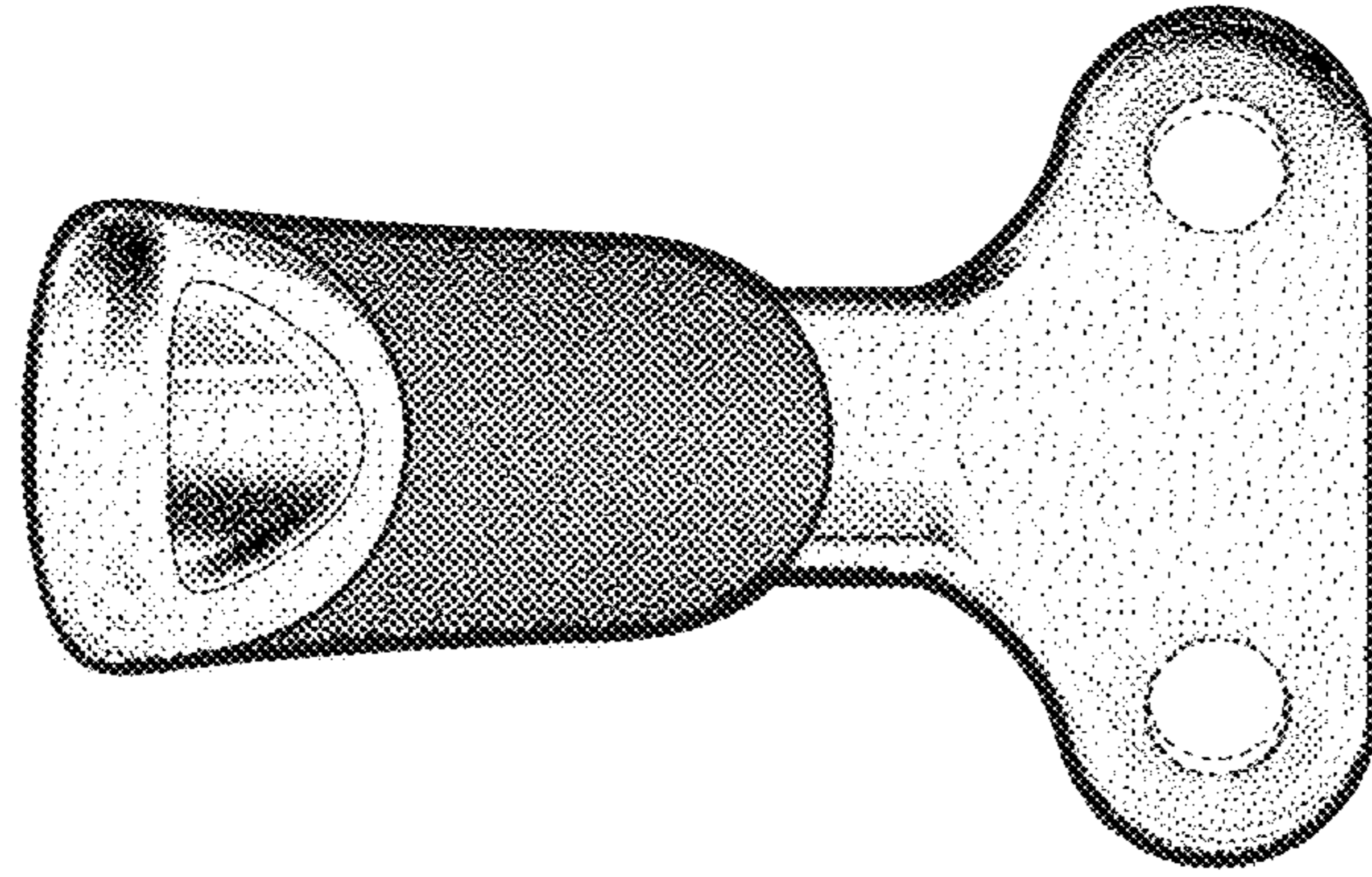


FIG. 5

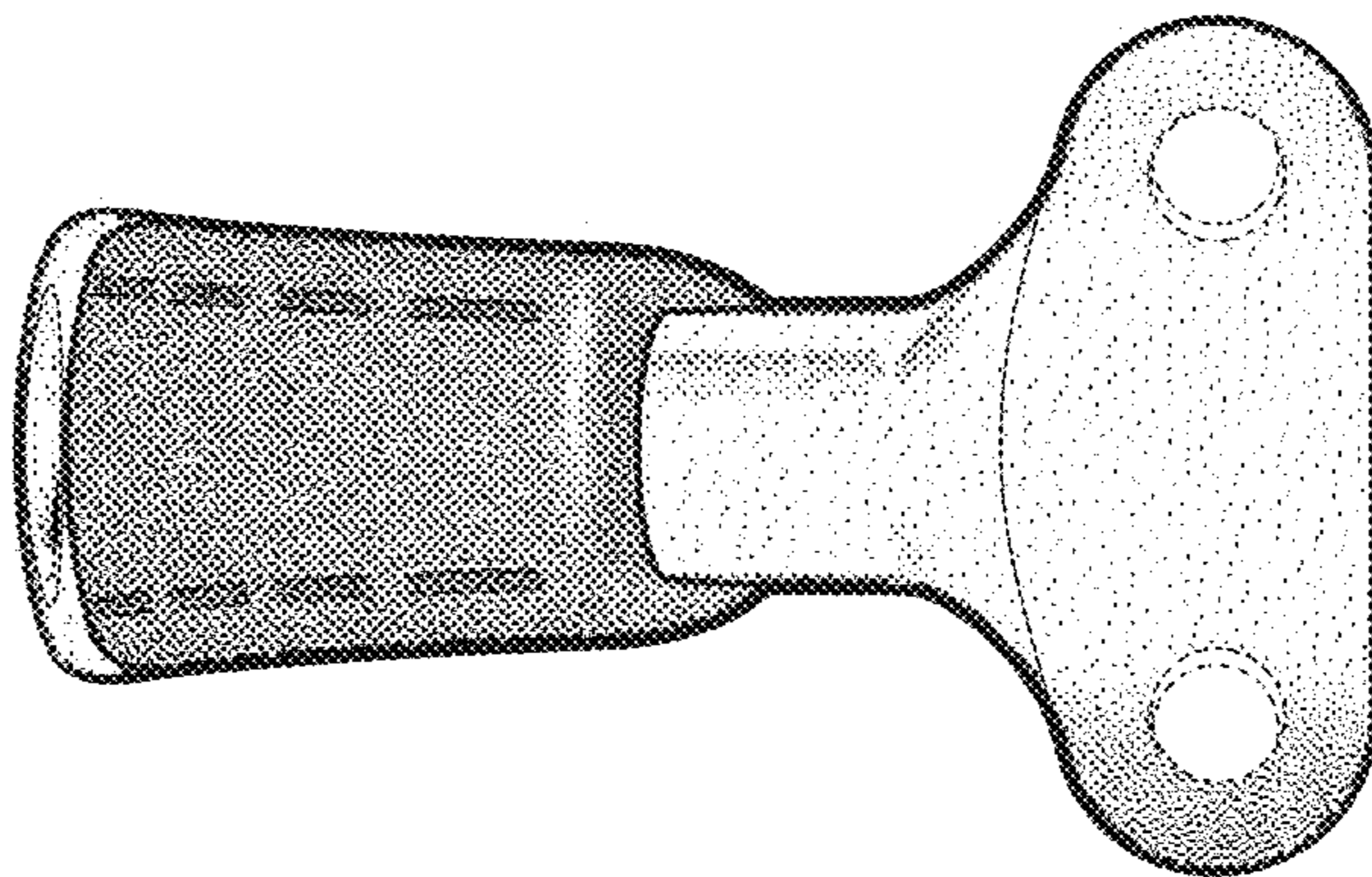


FIG. 6