



US00D687671S

(12) **United States Design Patent**
Boonprasop

(10) **Patent No.:** **US D687,671 S**

(45) **Date of Patent:** **** Aug. 13, 2013**

(54) **HANDLE**

(75) Inventor: **Pruck Boonprasop**, Bangkok (TH)

(73) Assignee: **Magic Love Limited**, Wanchai (HK)

(**) Term: **14 Years**

(21) Appl. No.: **29/402,380**

(22) Filed: **Sep. 22, 2011**

(51) **LOC (9) Cl.** **07-99**

(52) **U.S. Cl.**
USPC **D7/393; D7/396.2**

(58) **Field of Classification Search**
USPC D7/396.2, 534, 393, 392.1, 394;
D24/197; 220/710.5, 714, 719; 215/11.1,
215/11.6

See application file for complete search history.

(56) **References Cited**

U.S. PATENT DOCUMENTS

3,990,596	A	11/1976	Hoftman	
D326,976	S *	6/1992	Wickis et al.	D6/601
D370,384	S *	6/1996	Shamis	D7/393
D504,049	S *	4/2005	Morano et al.	D7/534
D515,867	S *	2/2006	Randolph et al.	D7/396.2
D530,147	S *	10/2006	Schmidt	D7/394
D532,112	S *	11/2006	Lornage	D24/197
7,549,548	B2 *	6/2009	Kraus et al.	215/396
D626,246	S *	10/2010	Rees et al.	D24/197
D644,067	S *	8/2011	Valderrama et al.	D7/534
D652,248	S *	1/2012	Valderrama et al.	D7/392.1
8,256,641	B2	9/2012	Randolph et al.	

OTHER PUBLICATIONS

Co-pending U.S. Appl. No. 29/402,377, inventor Boonprasop, P., filed Sep. 22, 2011 (Not Published).

* cited by examiner

Primary Examiner — Marianne Pandozzi

(74) *Attorney, Agent, or Firm* — Sterne, Kessler, Goldstein & Fox P.L.L.C.

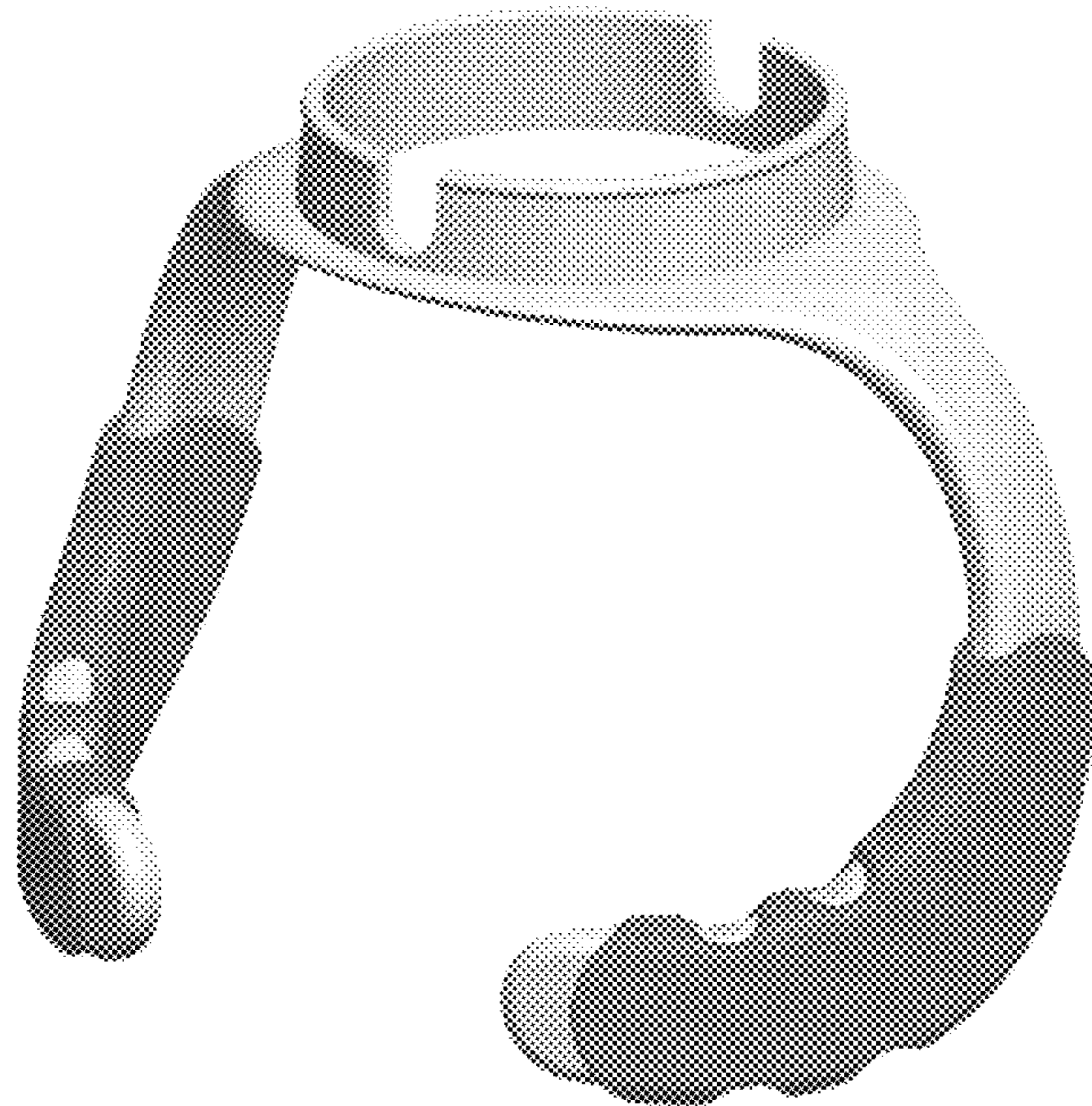
(57) **CLAIM**

The ornamental design for a handle, as shown and described.

DESCRIPTION

FIG. 1 is a front perspective view of a first embodiment of a handle showing my new design;
 FIG. 2 is a front view thereof;
 FIG. 3 is a rear view thereof;
 FIG. 4 is a right side view thereof;
 FIG. 5 is a left side view thereof;
 FIG. 6 is a top view thereof;
 FIG. 7 is a bottom view thereof;
 FIG. 8 is a front perspective view of a second embodiment of a handle showing my new design;
 FIG. 9 is a front view thereof;
 FIG. 10 is a rear view thereof;
 FIG. 11 is a right side view thereof;
 FIG. 12 is a left side view thereof;
 FIG. 13 is a top view thereof; and,
 FIG. 14 is a bottom view thereof.

1 Claim, 14 Drawing Sheets






FIG. 1




FIG. 2




FIG. 3




FIG. 4

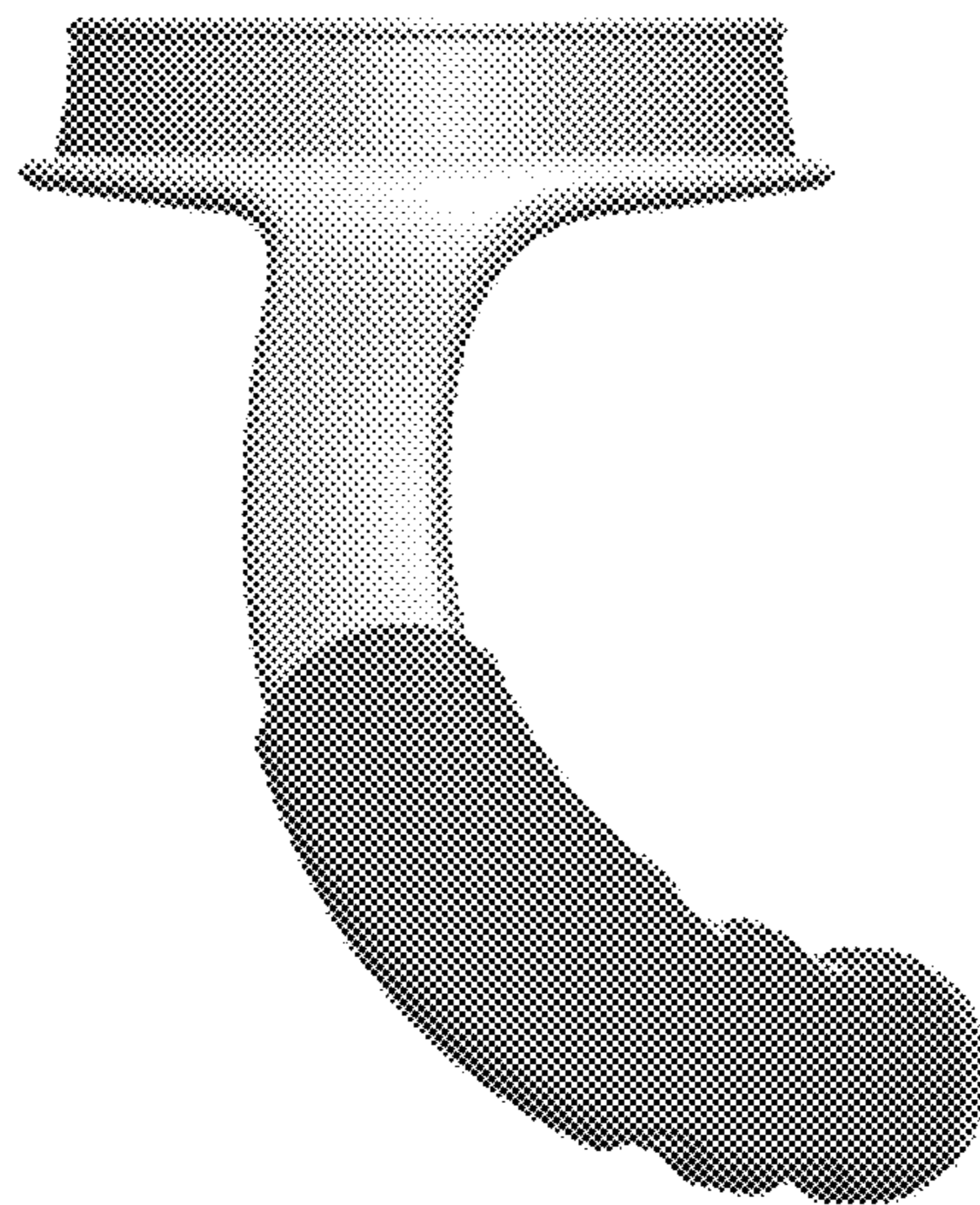


FIG. 5

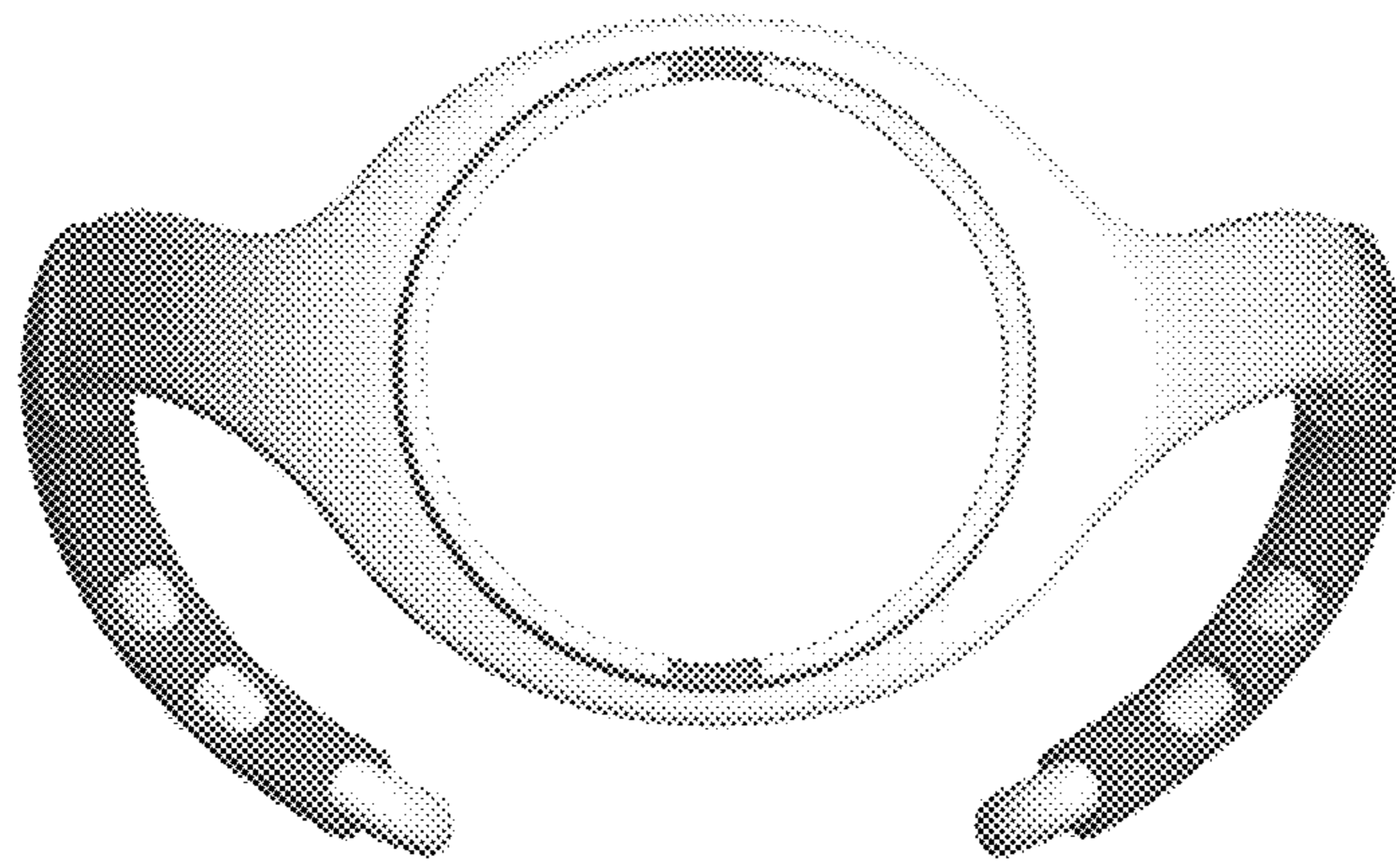


FIG. 6

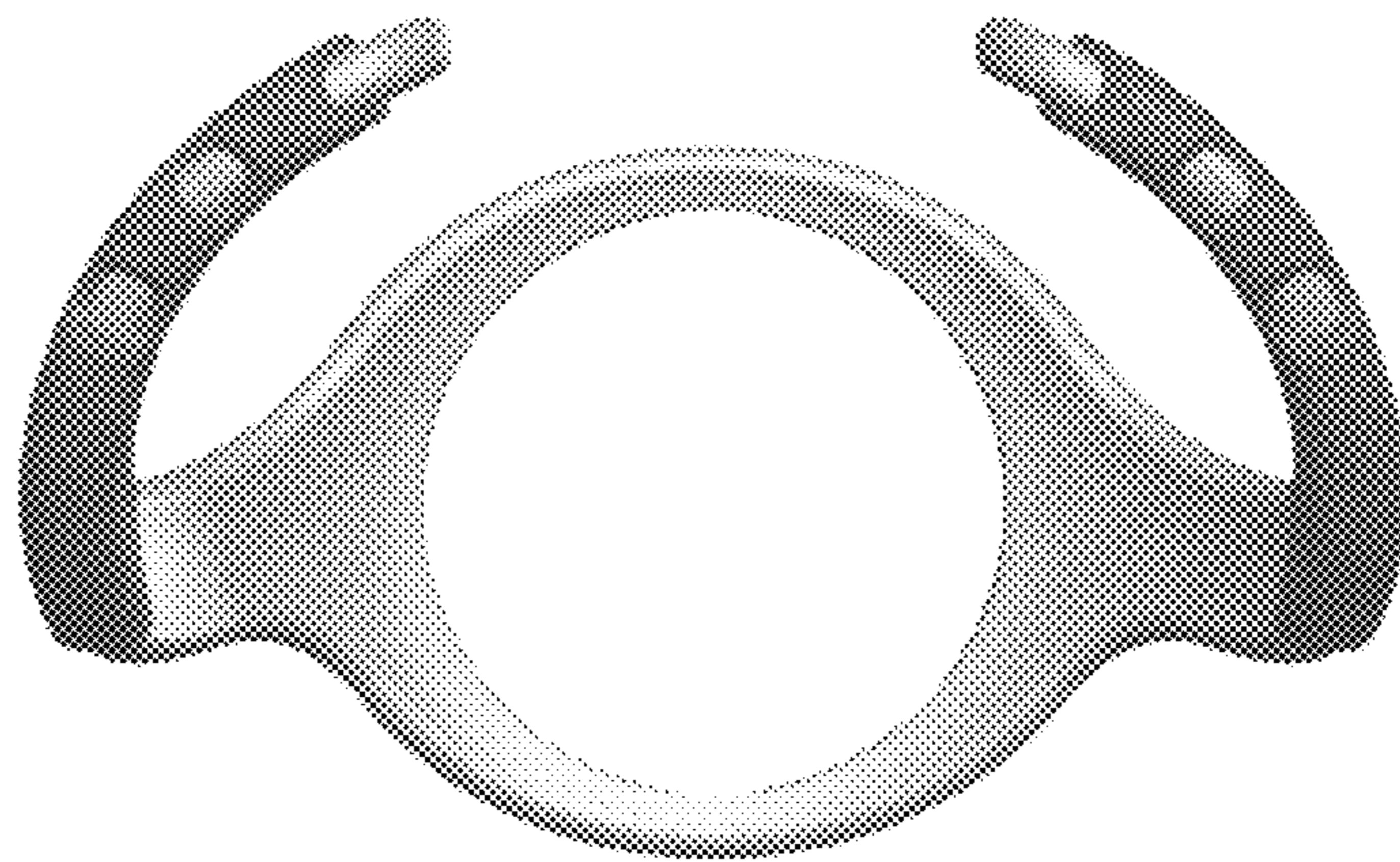


FIG. 7



FIG. 8




FIG. 9




FIG. 10

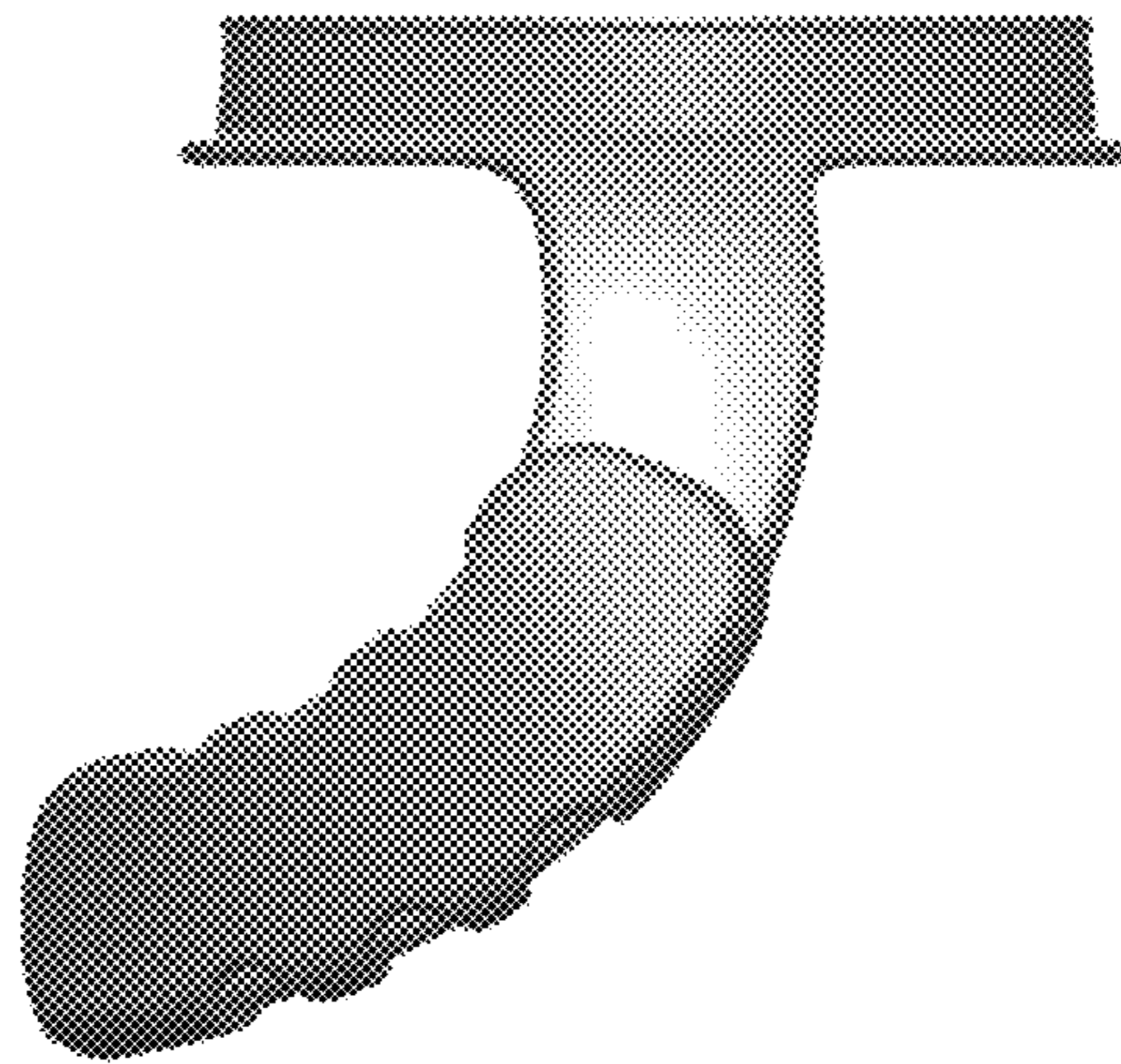


FIG. 11

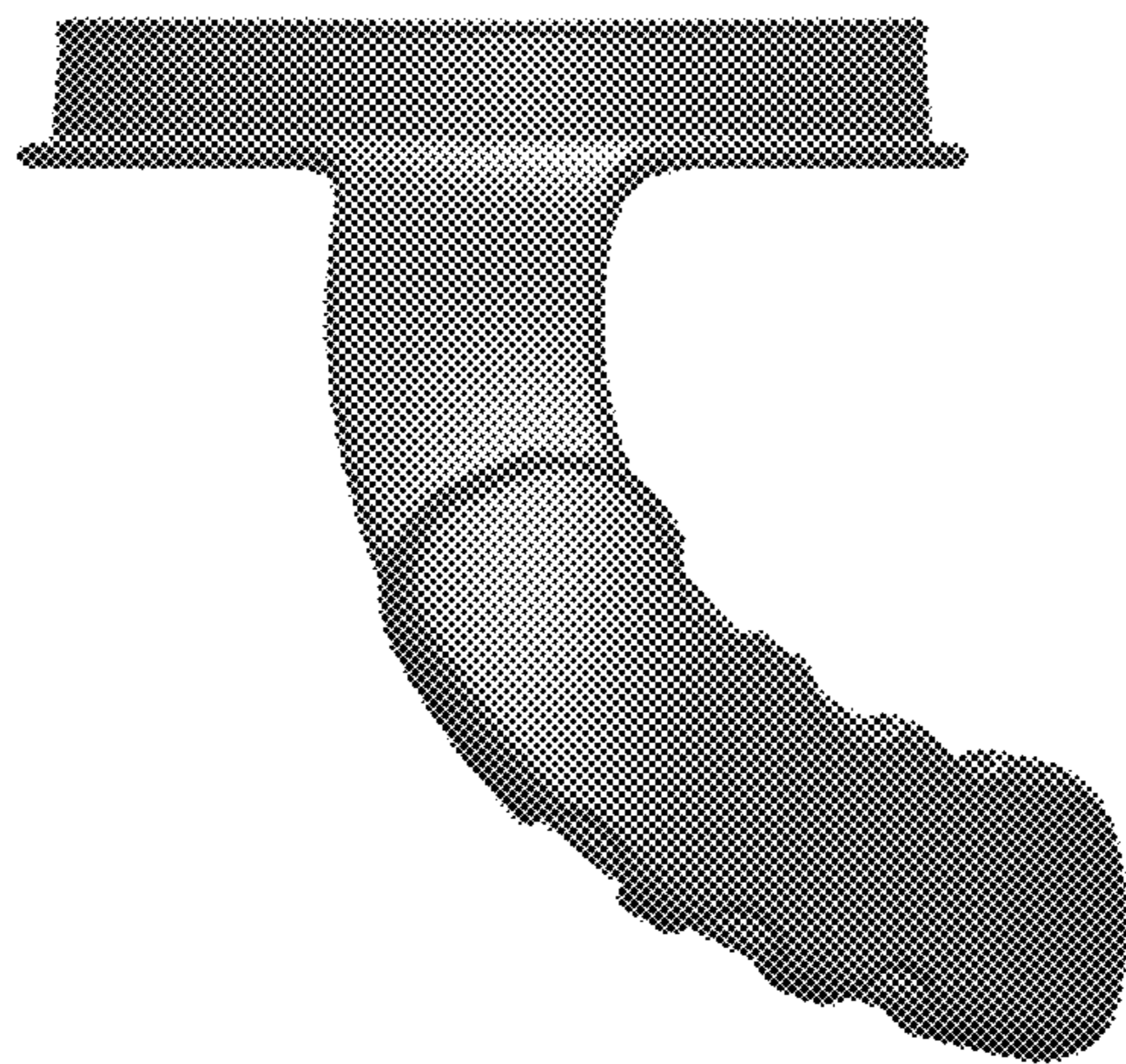


FIG. 12




FIG. 13




FIG. 14