



US00D687661S

(12) **United States Design Patent**
Cetera et al.

(10) **Patent No.:** **US D687,661 S**

(45) **Date of Patent:** **** Aug. 13, 2013**

(54) **SHAKER MUG**

(71) Applicants: **Carl Cetera**, Westfield, NJ (US);
Christon G. Suess, Bergenfield, NJ
(US); **Jillian L. Walbroel**, Hazlet, NJ
(US)

(72) Inventors: **Carl Cetera**, Westfield, NJ (US);
Christon G. Suess, Bergenfield, NJ
(US); **Jillian L. Walbroel**, Hazlet, NJ
(US)

(73) Assignee: **Catapaxi Custom Design and
Manufacturing, LLC**, Carlsdt, NJ (US)

(**) Term: **14 Years**

(21) Appl. No.: **29/442,116**

(22) Filed: **Dec. 11, 2012**

(51) **LOC (9) Cl.** **07-01**

(52) **U.S. Cl.**
USPC **D7/300.1; D7/510; D7/511**

(58) **Field of Classification Search**
USPC **D7/300.1, 510, 511, 509; 222/547,
222/144.5; 220/713, 715**
See application file for complete search history.

(56) **References Cited**

U.S. PATENT DOCUMENTS

D189,714 S * 2/1961 Ebstein D7/300.1
3,760,972 A * 9/1973 McKirnan 220/592.16
3,820,692 A * 6/1974 Swett et al. 222/547

D233,116 S * 10/1974 Swett et al. D7/300.1
D421,547 S * 3/2000 Demers D7/510
D510,235 S * 10/2005 Sorensen D7/510
D513,916 S * 1/2006 Namee D7/300.1
D555,428 S * 11/2007 Tulett D7/510
D580,227 S * 11/2008 Roth et al. D7/510
D632,918 S * 2/2011 Gordon D7/300.1
D634,160 S * 3/2011 Cetera D7/510
D634,161 S * 3/2011 Roth et al. D7/510
D644,065 S * 8/2011 Llerena D7/510
D646,919 S * 10/2011 Nilsson D7/300.1
D653,493 S * 2/2012 Enghard D7/300.1
D655,131 S * 3/2012 Nilsson D7/392.1
D656,357 S * 3/2012 Enghard D7/300.1
D660,083 S * 5/2012 Tyler et al. D7/510
D666,047 S * 8/2012 Lin D7/300.1

* cited by examiner

Primary Examiner — Marianne Pandozzi

(74) *Attorney, Agent, or Firm* — Steven E. Shapiro

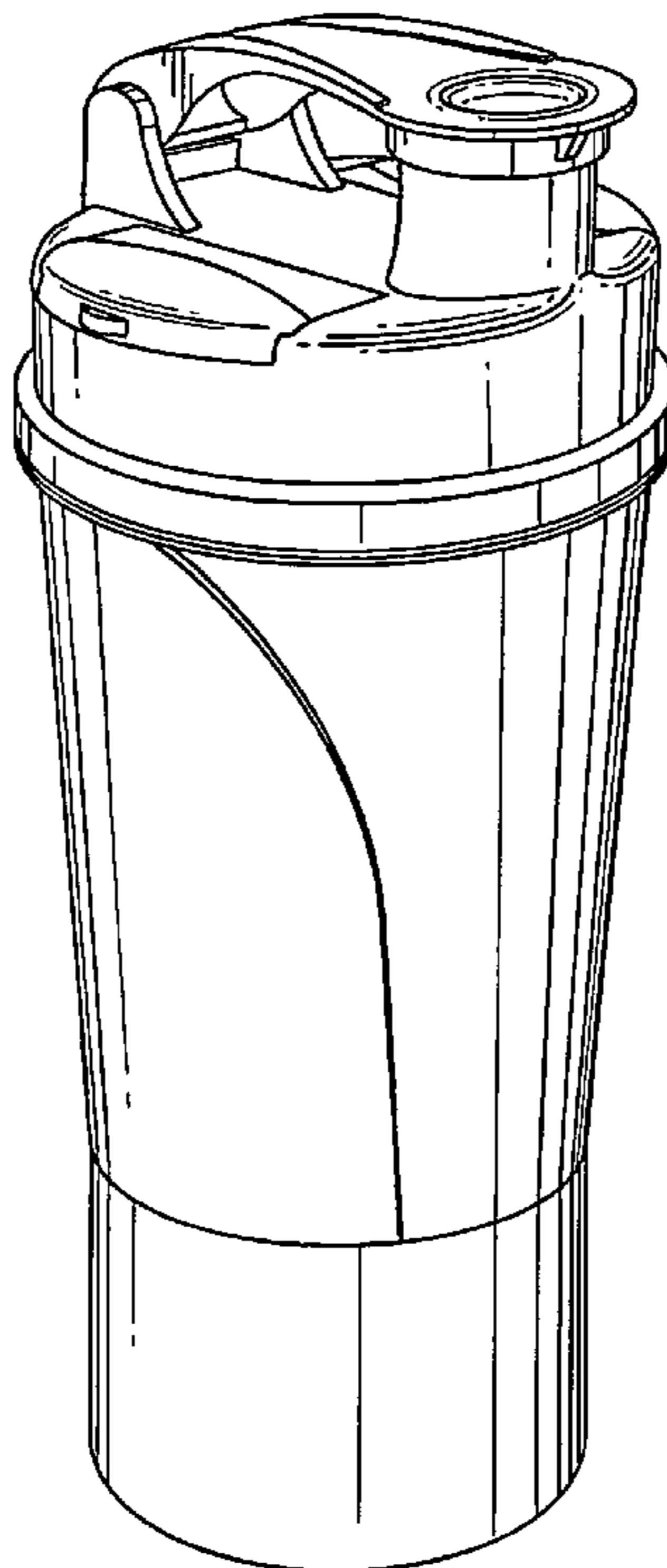
(57) **CLAIM**

The ornamental design for a shaker mug, as shown and described.

DESCRIPTION

FIG. 1 is a perspective view of a shaker mug;
FIG. 2 is a left side view of the shaker mug;
FIG. 3 is a right side view of the shaker mug;
FIG. 4 is a front view of the shaker mug;
FIG. 5 is a rear view of the shaker mug;
FIG. 6 is a top view of the shaker mug; and,
FIG. 7 is a bottom view of the shaker mug.

1 Claim, 3 Drawing Sheets




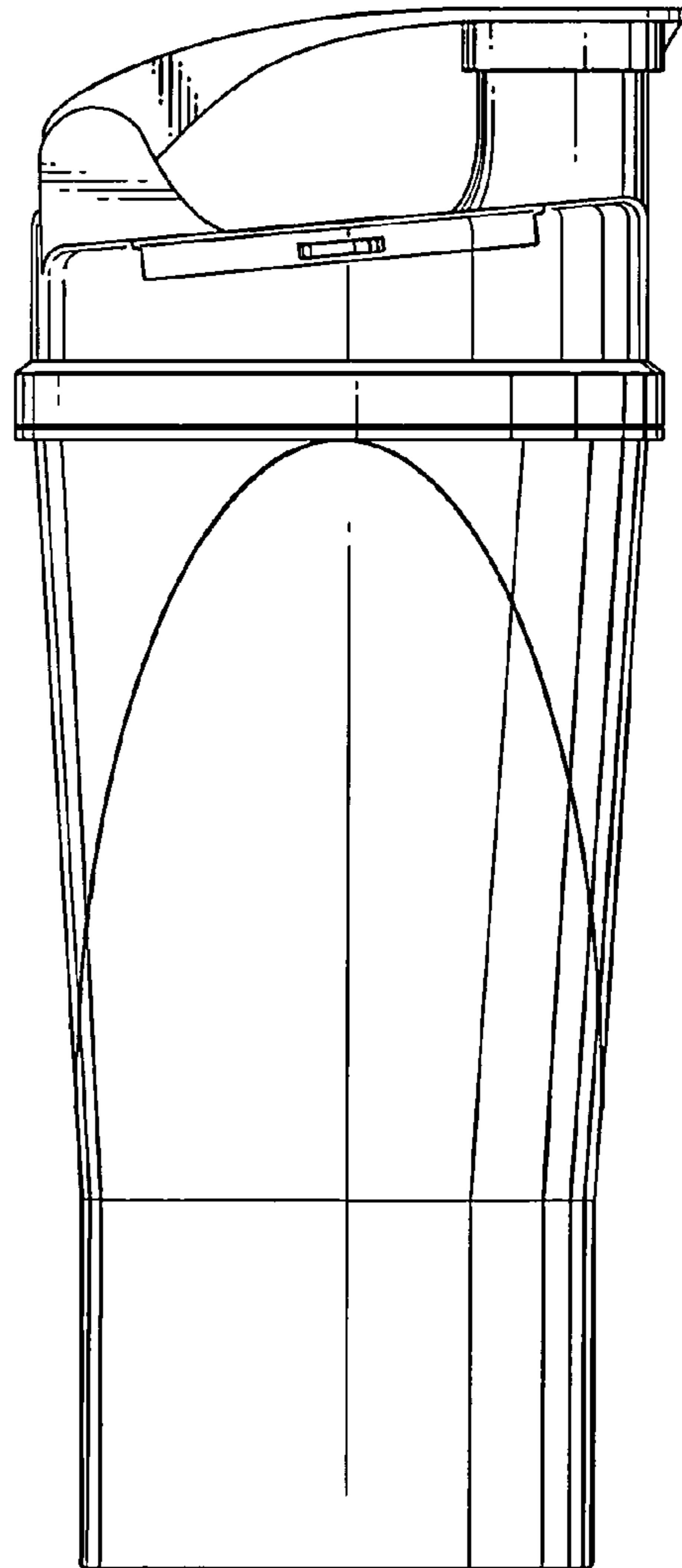


Fig. 1

Fig. 2



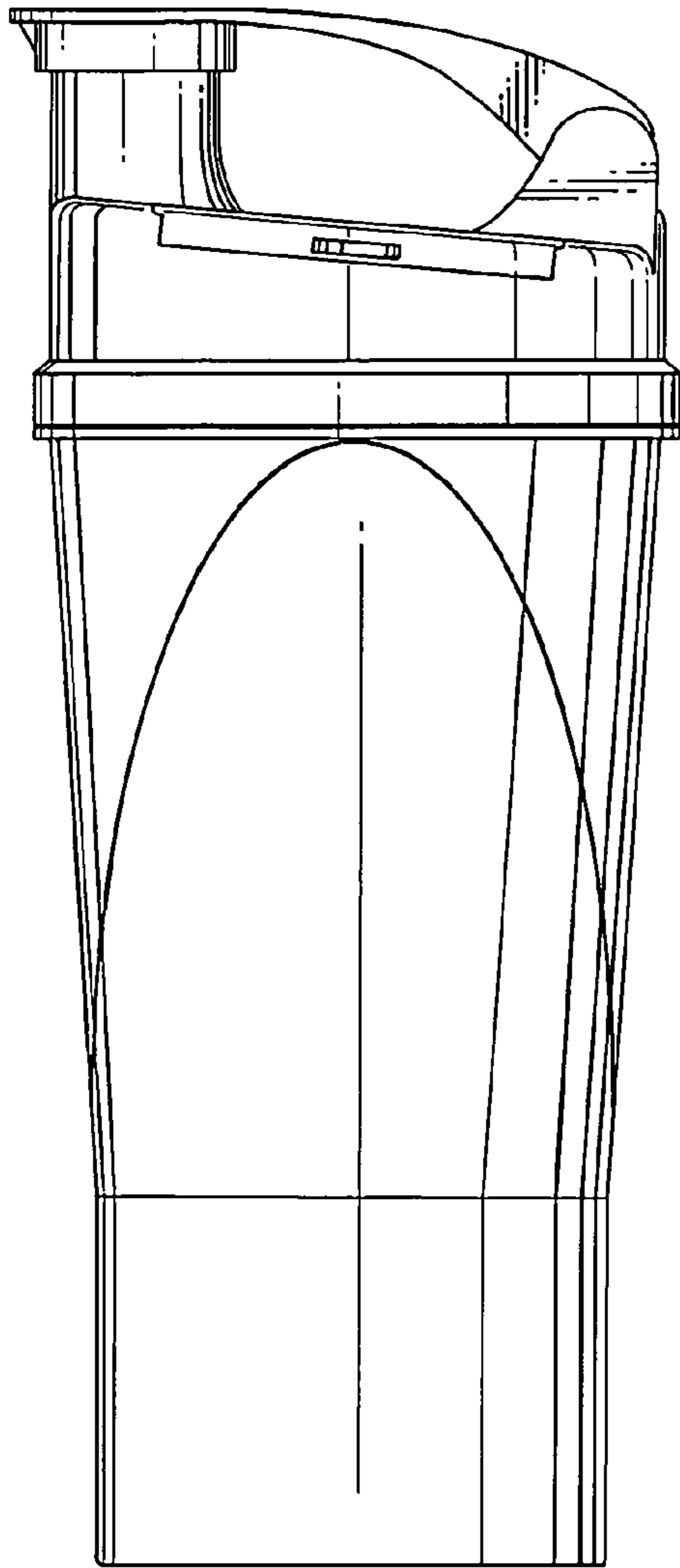
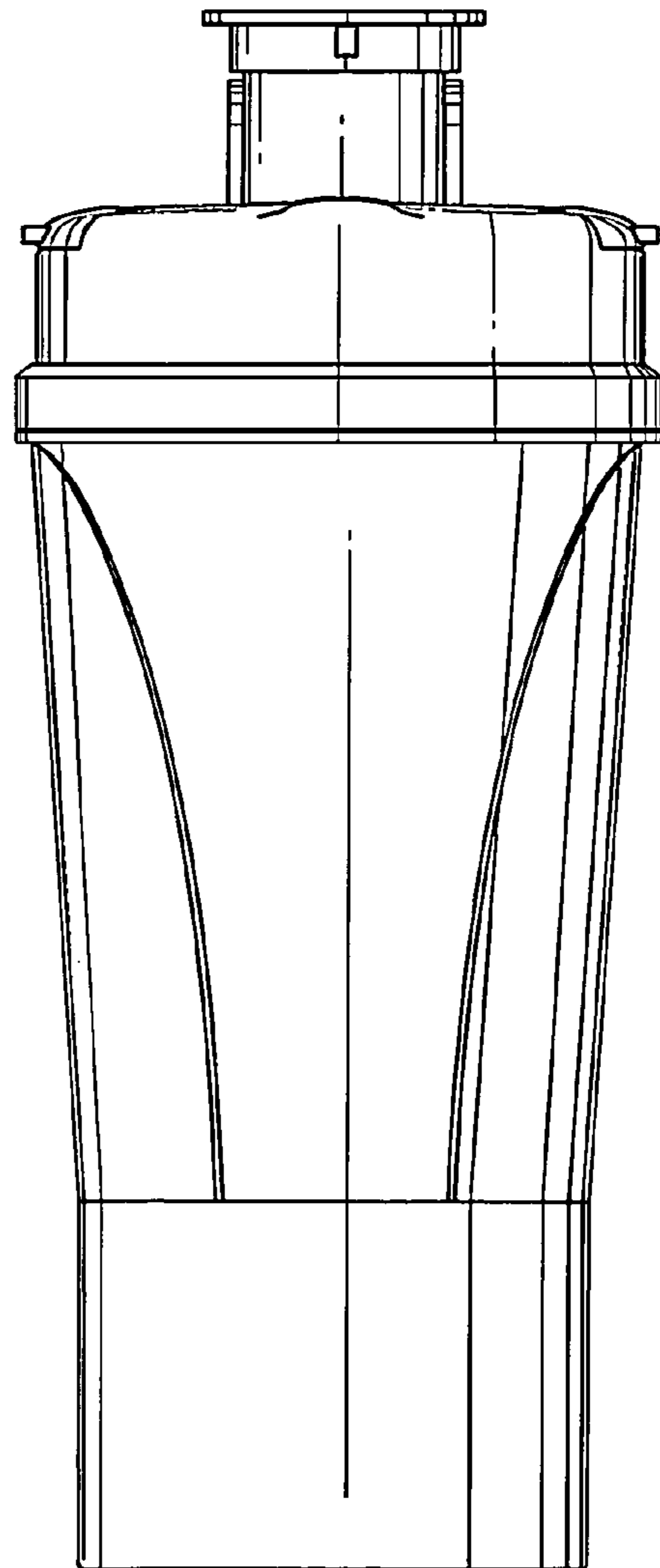


Fig. 3

Fig. 4



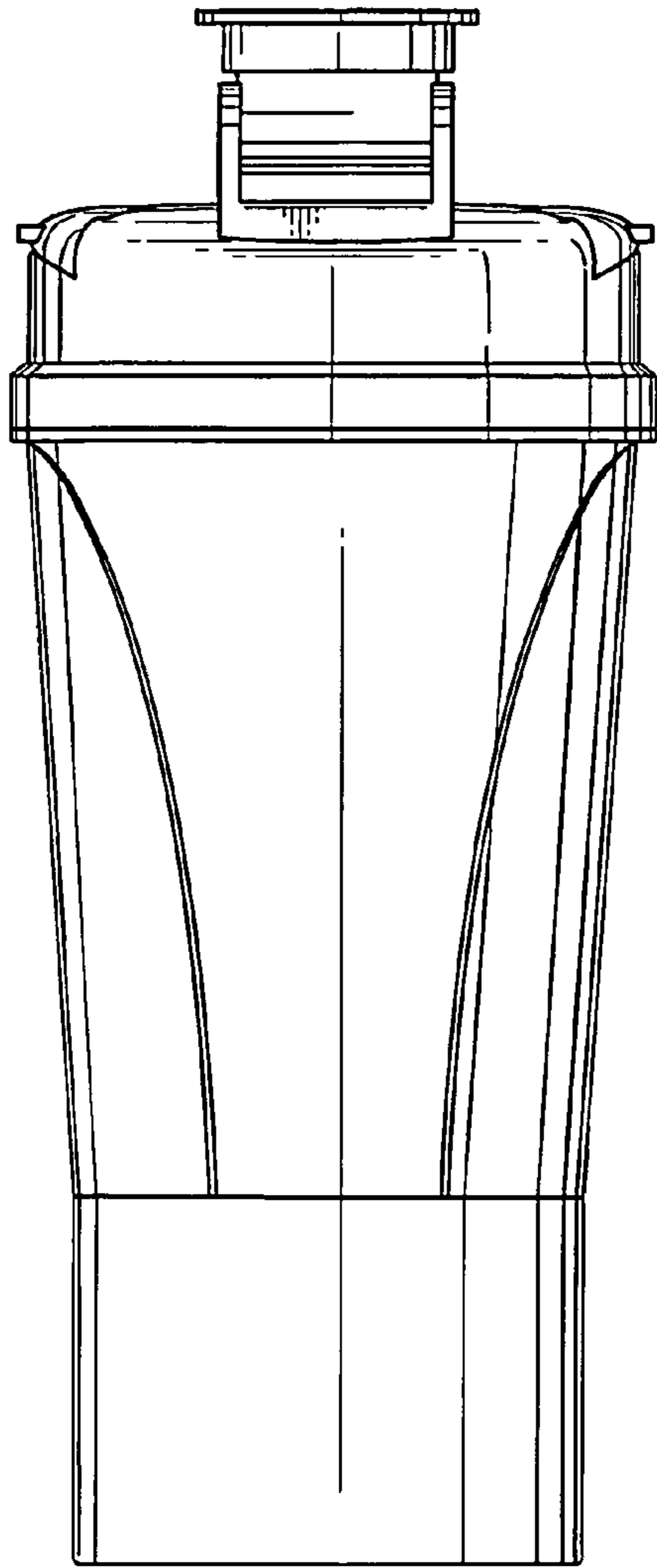


Fig. 5

Fig. 6

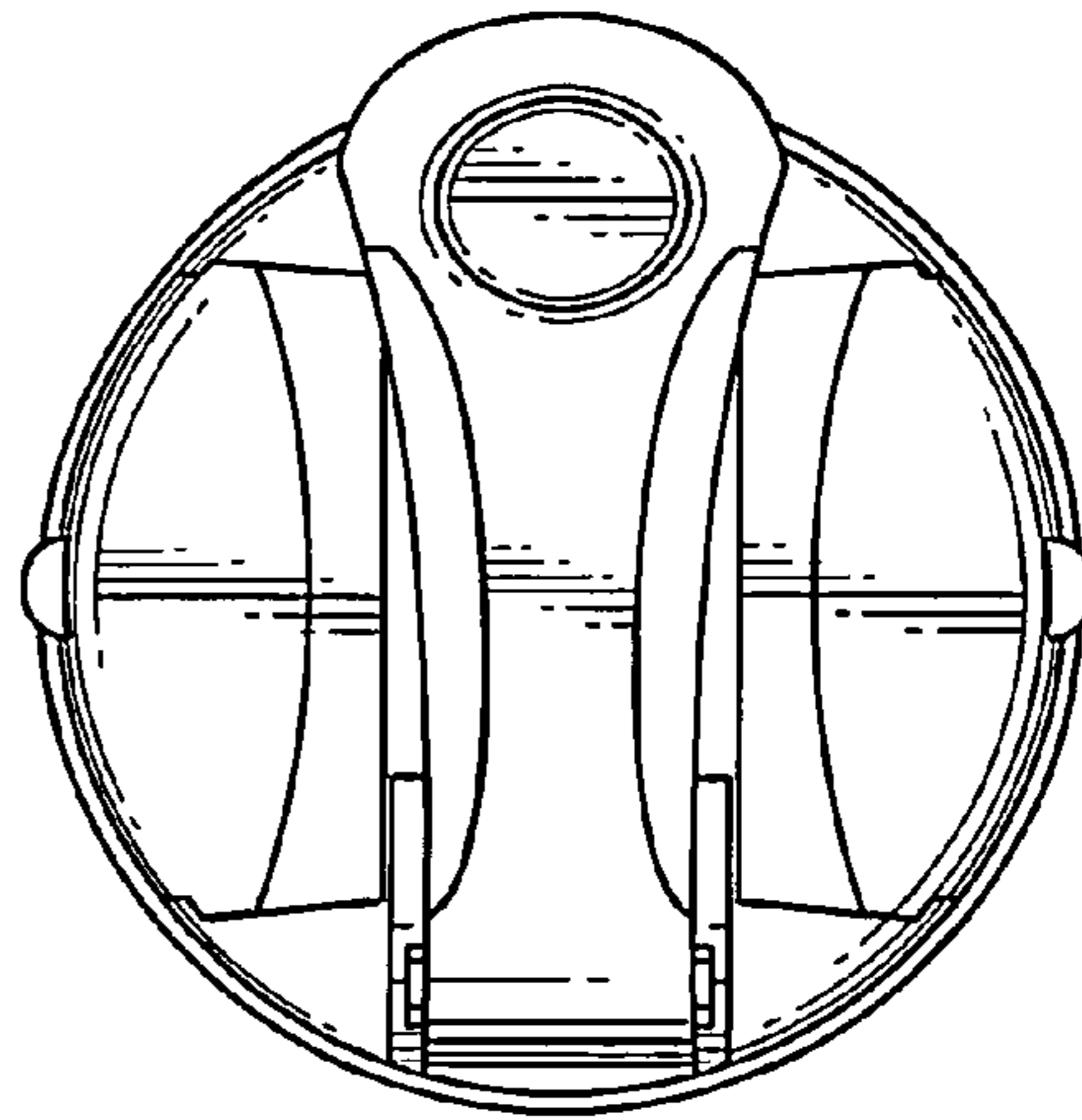


Fig. 7

