



US00D687608S

(12) **United States Design Patent**
Raven et al.

(10) **Patent No.:** **US D687,608 S**

(45) **Date of Patent:** **** Aug. 6, 2013**

(54) **VACUUM CLEANER HANDLE**

(75) Inventors: **Meghan M. Raven**, Grand Rapids, MI (US); **James Dangora**, Chicago, IL (US)

(73) Assignee: **BISSELL Homecare, Inc.**, Grand Rapids, MI (US)

(**) Term: **14 Years**

(21) Appl. No.: **29/415,366**

(22) Filed: **Mar. 9, 2012**

(51) **LOC (9) Cl.** **15-05**

(52) **U.S. Cl.**
USPC **D32/34; D32/31**

(58) **Field of Classification Search**
USPC D32/22, 30-31, 34; 55/429, 337, 55/DIG. 3; 15/410, 347, 328, 350, 352, 353, 15/361, DIG. 8, 246.2, 320
See application file for complete search history.

(56) **References Cited**

U.S. PATENT DOCUMENTS

D558,413 S *	12/2007	Carr et al.	D32/31
D558,944 S *	1/2008	Medema et al.	D32/34
D592,818 S *	5/2009	Sun	D32/22
D598,615 S *	8/2009	Benacquisto et al.	D32/22

D599,516 S *	9/2009	Baek	D32/34
D629,167 S *	12/2010	Kim	D32/22
D643,980 S *	8/2011	Kim et al.	D32/22
D646,857 S *	10/2011	Spencer et al.	D32/22
D667,183 S *	9/2012	Benacquisto	D32/31
D670,047 S *	10/2012	Santiago et al.	D32/22

* cited by examiner

Primary Examiner — Ruth McInroy

(74) *Attorney, Agent, or Firm* — McGarry Bair PC

(57) **CLAIM**

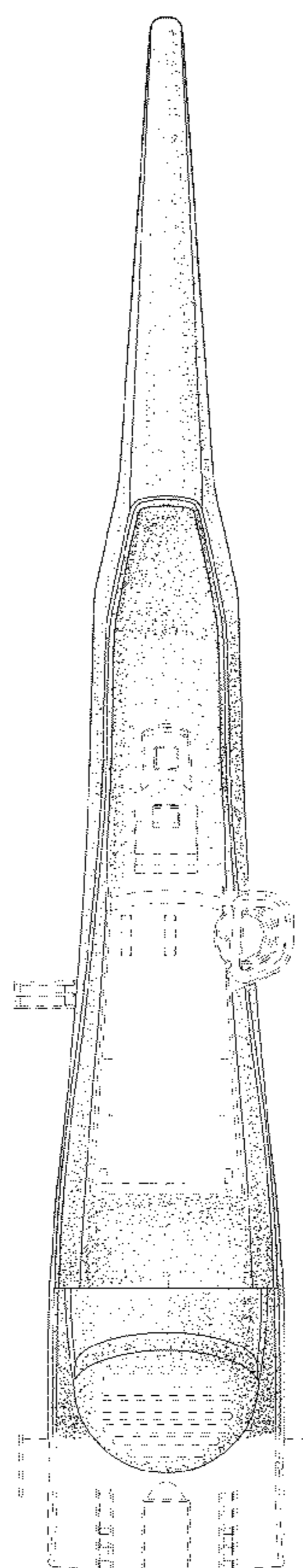
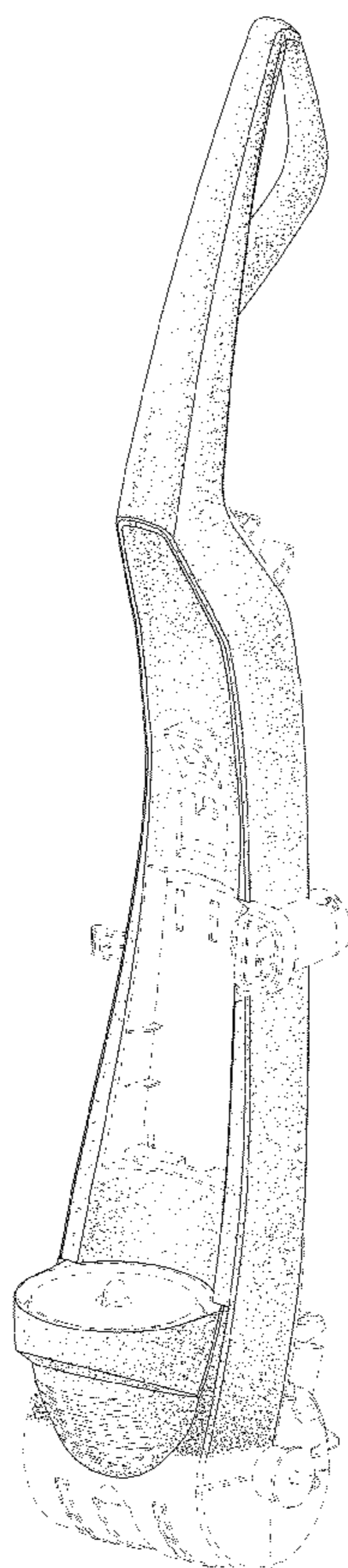
The ornamental design for a vacuum cleaner handle, as shown and described.

DESCRIPTION

FIG. 1 is a front perspective view of a vacuum cleaner handle which embodies our design;
FIG. 2 is a front view thereof;
FIG. 3 is a rear view thereof;
FIG. 4 is a left side view thereof;
FIG. 5 is a right side view thereof;
FIG. 6 is a top view thereof; and,
FIG. 7 is a bottom view thereof.

The details shown in broken lines form no part of the claimed design.

1 Claim, 4 Drawing Sheets



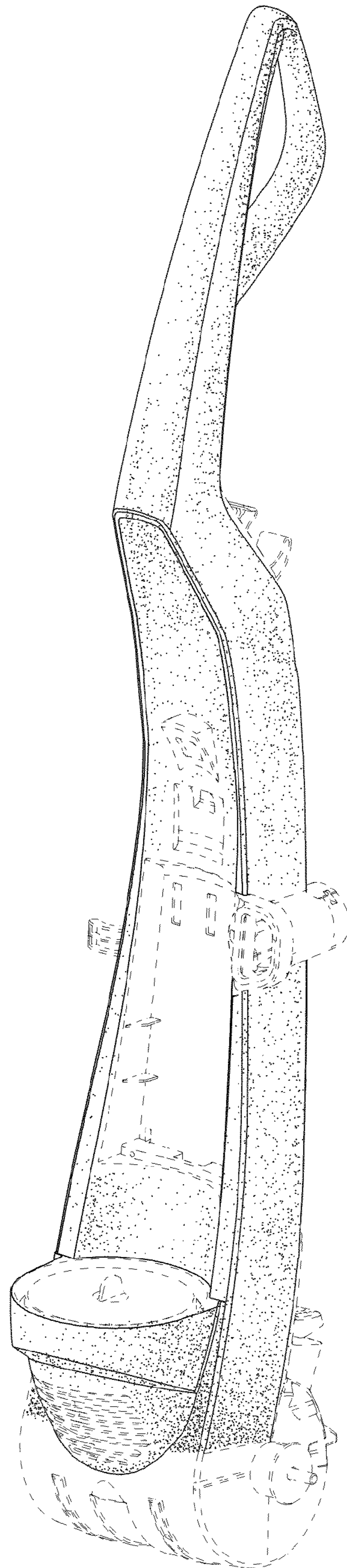


FIG. 1

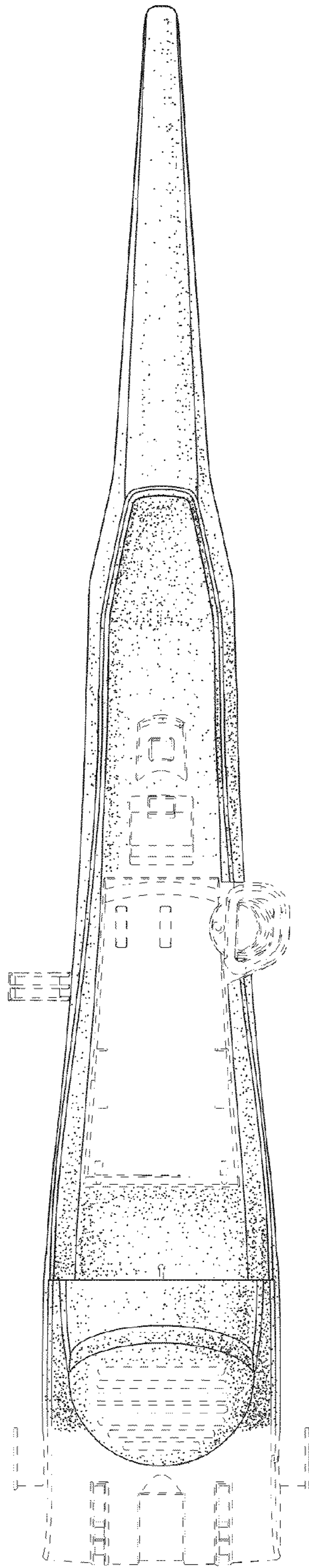


FIG. 2

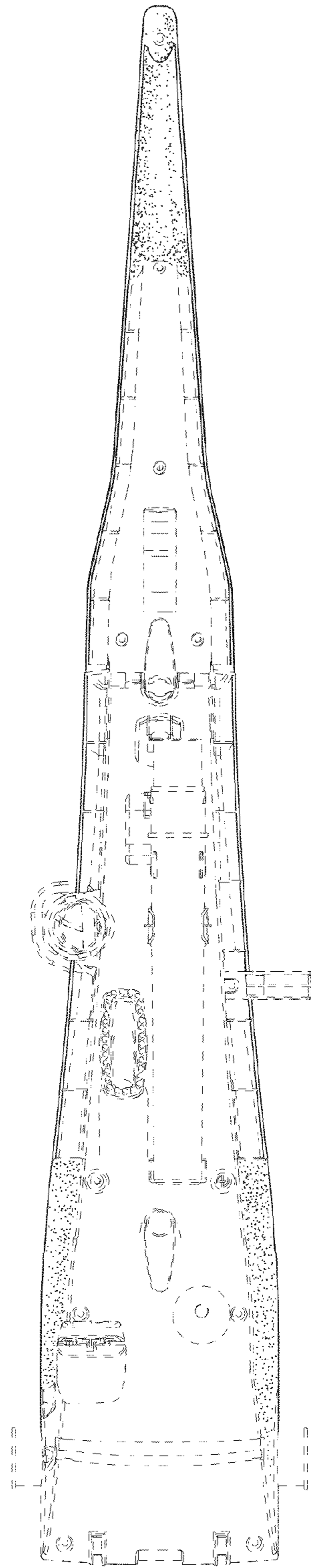


FIG. 3

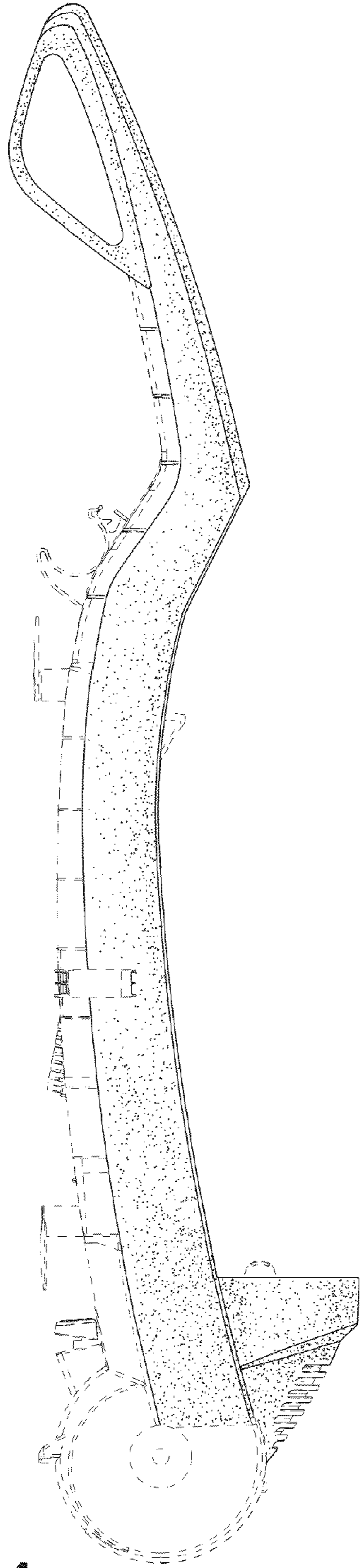


FIG. 4

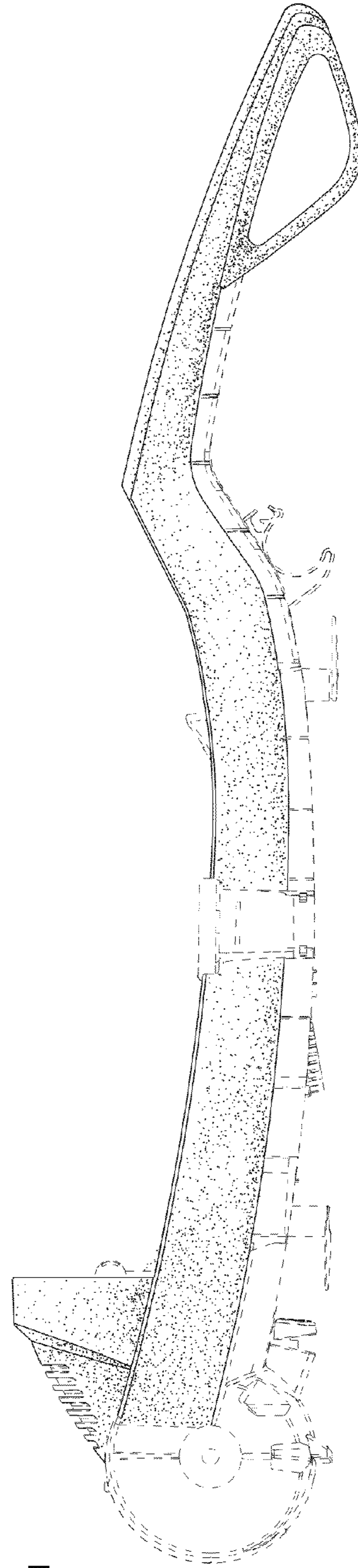


FIG. 5

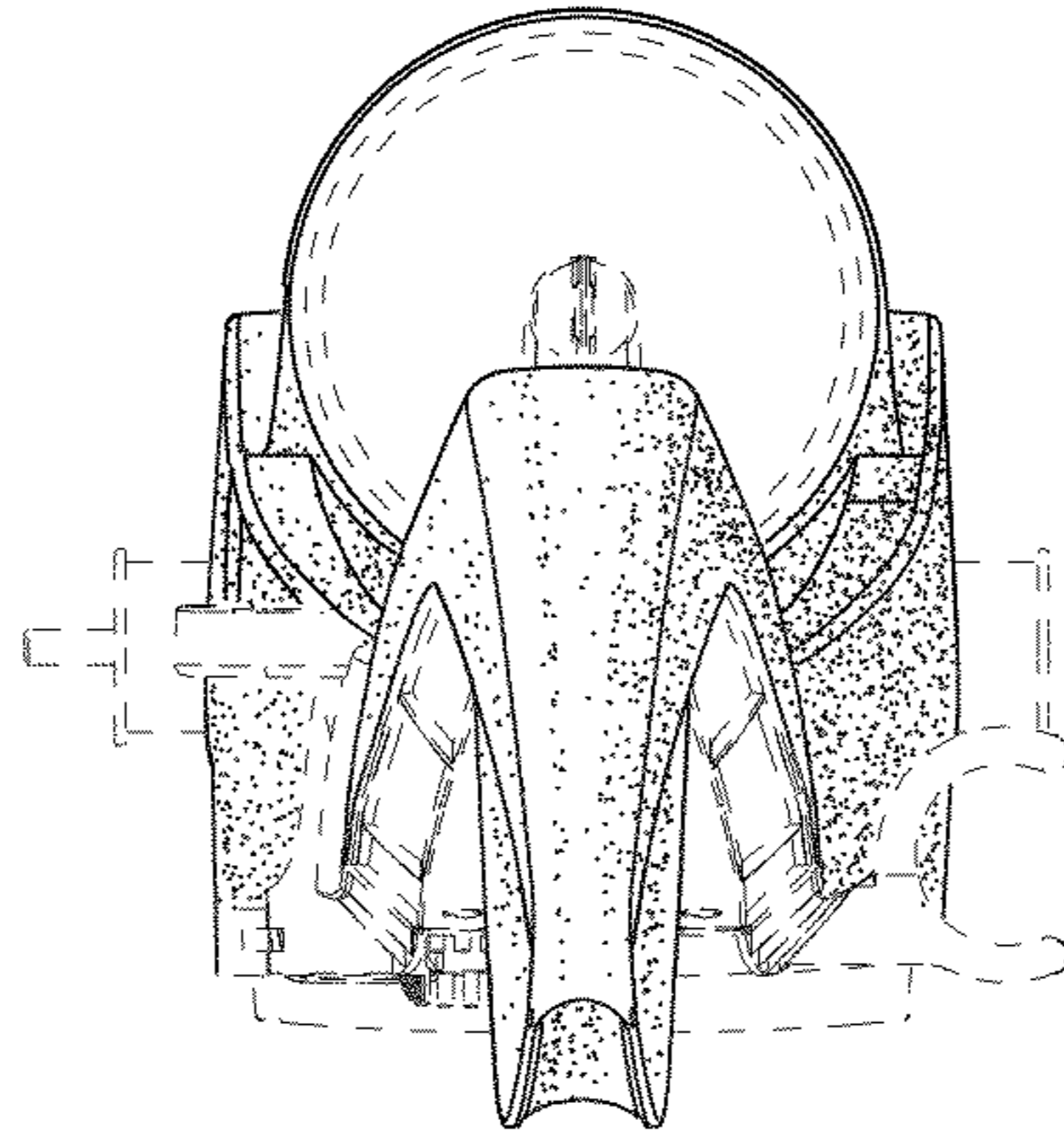


FIG. 6

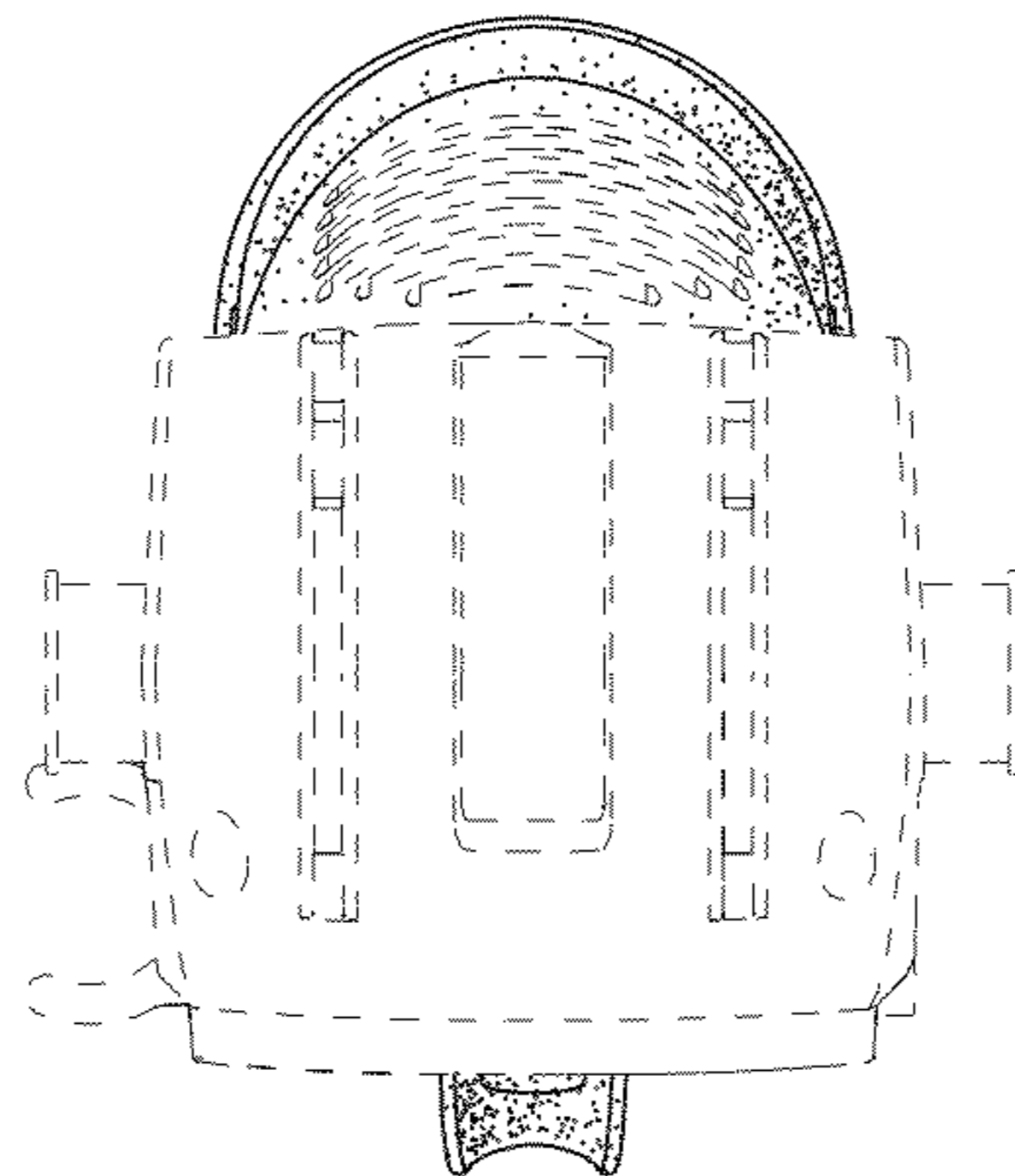


FIG. 7