



US00D687571S

(12) **United States Design Patent**
Gates

(10) **Patent No.:** **US D687,571 S**

(45) **Date of Patent:** **** Aug. 6, 2013**

(54) **MODESTY WALL**

(71) Applicant: **Dwayne Gates**, Roanoke, TX (US)

(72) Inventor: **Dwayne Gates**, Roanoke, TX (US)

(**) Term: **14 Years**

(21) Appl. No.: **29/421,820**

(22) Filed: **Sep. 28, 2012**

(51) **LOC (9) Cl.** **25-02**

(52) **U.S. Cl.**
USPC **D25/58**

(58) **Field of Classification Search**
USPC D25/35, 58; 52/6, 7, 8, 9, 10; D6/332,
D6/334

See application file for complete search history.

(56) **References Cited**

U.S. PATENT DOCUMENTS

5,765,314 A *	6/1998	Giglio et al.	52/7
D411,626 S *	6/1999	Hoyle	D25/58
6,253,494 B1 *	7/2001	Shaffron	52/7
2006/0150530 A1 *	7/2006	Davey	52/7

* cited by examiner

Primary Examiner — Doris Clark

(74) *Attorney, Agent, or Firm* — David G. Moore

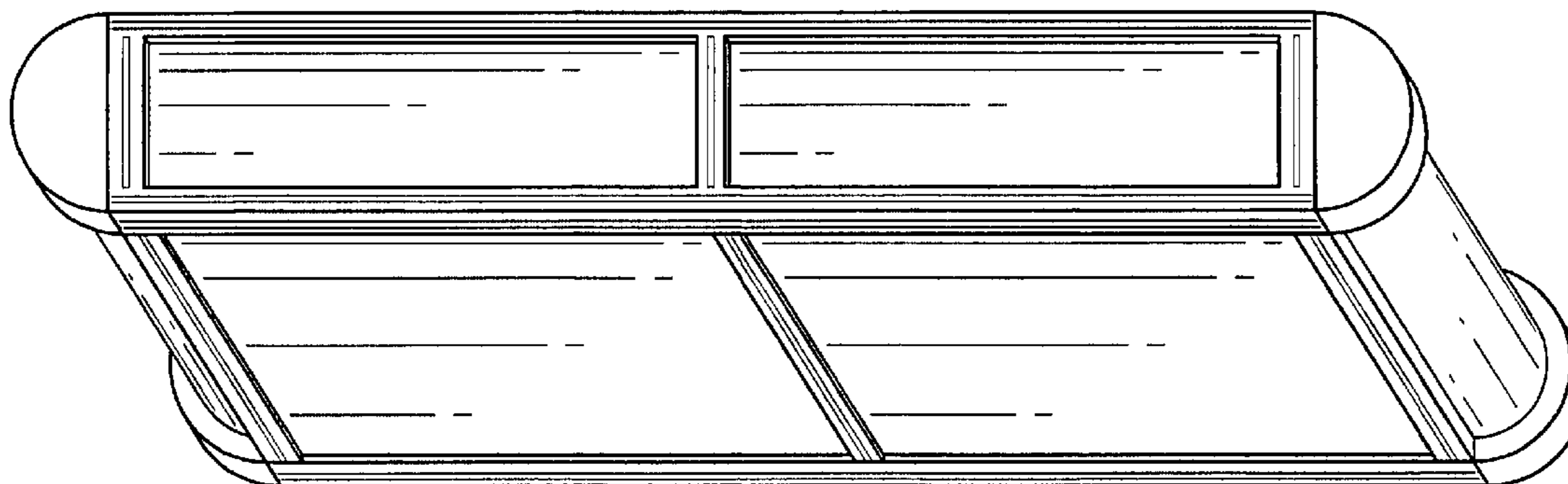
(57) **CLAIM**

The ornamental design for a modesty wall, as shown.

DESCRIPTION

FIG. 1 is an oblique perspective view of the front of the modesty wall;
FIG. 2 is a view of the top of the modesty wall;
FIG. 3 is a view of the front of the modesty wall;
FIG. 4 is a view of the left end of the modesty wall;
FIG. 5 is a view of the right end of the modesty wall;
FIG. 6 is a view of the back of the modesty wall; and,
FIG. 7 is a view of the bottom of the modesty wall.

1 Claim, 3 Drawing Sheets



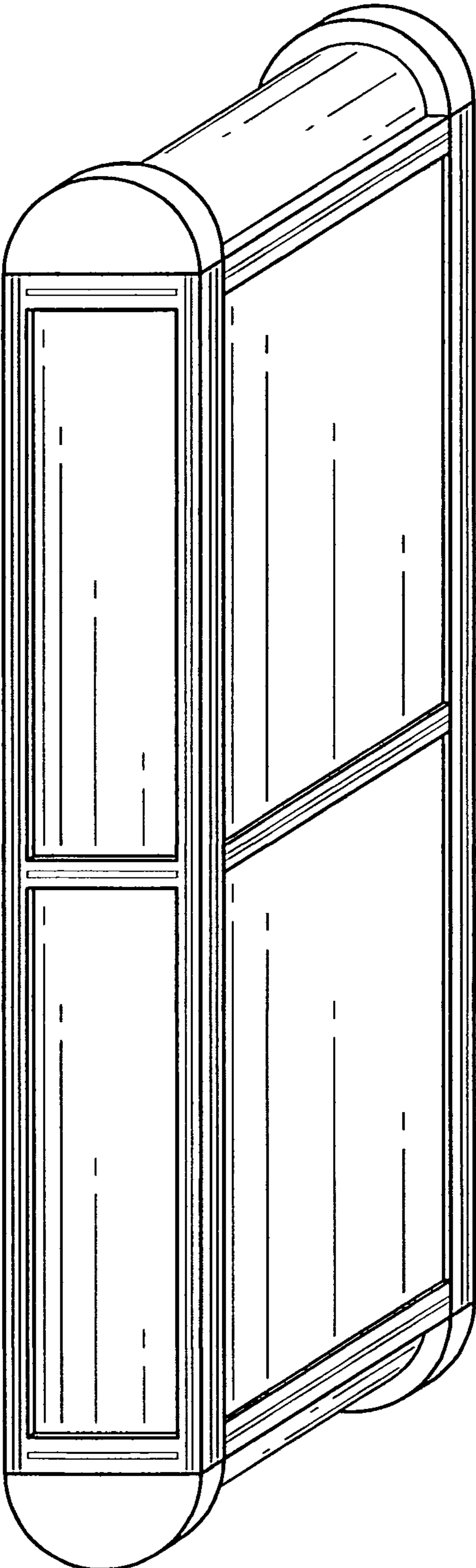


Fig. 1




Fig. 2

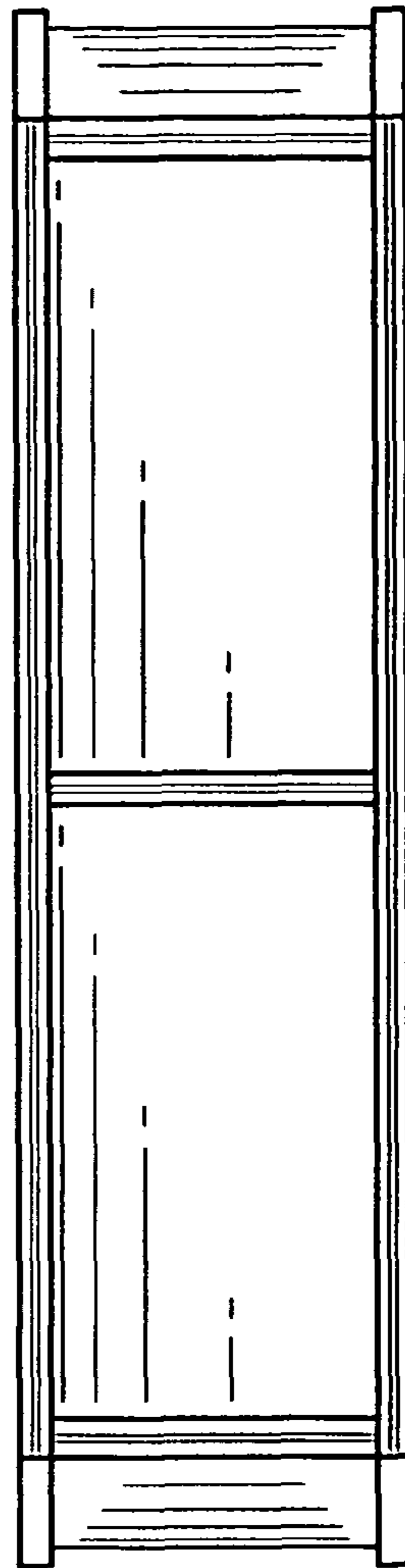


Fig. 3




Fig. 4




Fig. 5

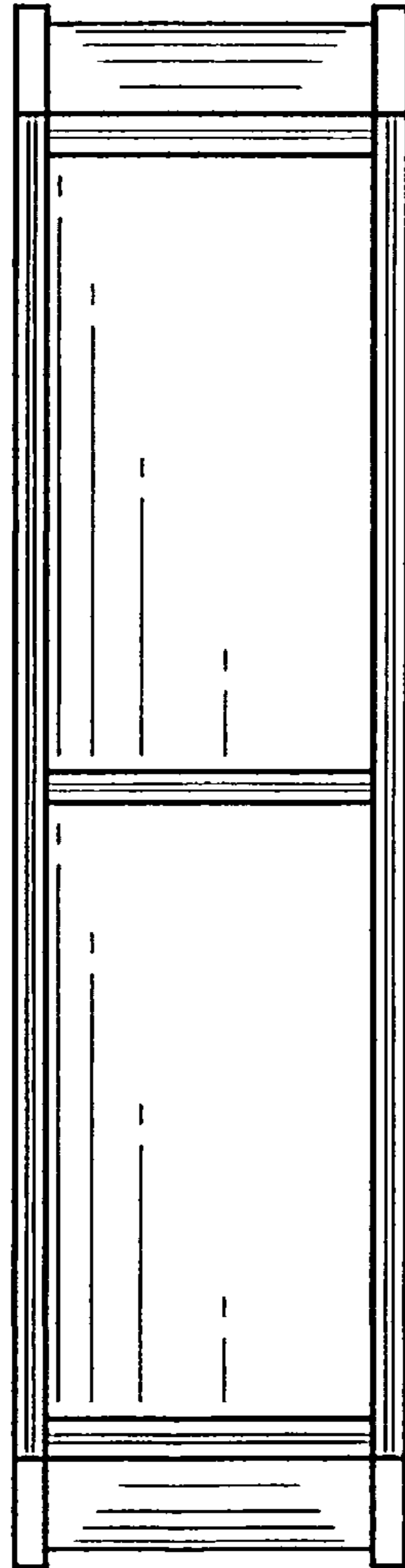


Fig. 6




Fig. 7