



US00D687560S

(12) **United States Design Patent**  
**Matsuura**

(10) **Patent No.:** **US D687,560 S**  
(45) **Date of Patent:** **\*\* Aug. 6, 2013**

(54) **MESSAGE APPLIANCE**  
(71) Applicant: **Tenga Co., Ltd.**, Nakano-ku (JP)  
(72) Inventor: **Tsutomu Matsuura**, Nakano-ku (JP)  
(73) Assignee: **Tenga Co., Ltd.**, Nakano-Ku (JP)  
(\*\*) Term: **14 Years**

D626,656 S \* 11/2010 Jarry ..... D24/215  
D631,973 S \* 2/2011 Imboden et al. .... D24/215  
D631,974 S \* 2/2011 Imboden et al. .... D24/215  
D633,628 S \* 3/2011 Wahng et al. .... D24/215  
D637,306 S \* 5/2011 Feuerabend et al. .... D24/215  
D649,258 S \* 11/2011 Lev-Ran ..... D24/215  
D657,884 S \* 4/2012 Imboden et al. .... D24/215  
D657,885 S \* 4/2012 Imboden et al. .... D24/215  
D664,665 S \* 7/2012 Wahng et al. .... D24/214

\* cited by examiner

(21) Appl. No.: **29/437,537**  
(22) Filed: **Nov. 16, 2012**

*Primary Examiner* — Sandra Snapp  
(74) *Attorney, Agent, or Firm* — Masuvalley & Partners

(30) **Foreign Application Priority Data**

(57) **CLAIM**  
The ornamental design for a massage appliance, as shown and described.

May 18, 2012 (JP) ..... 2012-011592

**DESCRIPTION**

(51) **LOC (9) Cl.** ..... **28-03**  
(52) **U.S. Cl.**  
USPC ..... **D24/215**  
(58) **Field of Classification Search**  
USPC . D24/200, 211, 212, 213, 214, 215; 601/114,  
601/120, 121, 124, 125, 130, 131, 134, 135,  
601/136, 137  
See application file for complete search history.

FIG. 1 is a top perspective view of the massage appliance according to the invention;  
FIG. 2 is a left side elevation view of the massage appliance of FIG. 1, with the right side being a mirror image thereof;  
FIG. 3 is a front elevation view of the massage appliance of FIG. 1;  
FIG. 4 is a rear elevation view of the massage appliance of FIG. 1;  
FIG. 5 is a top plan view of the massage appliance of FIG. 1;  
FIG. 6 is a bottom perspective view of the massage appliance of FIG. 1; and,  
FIG. 7 is a bottom plan view of the massage appliance of FIG. 1.

(56) **References Cited**

U.S. PATENT DOCUMENTS  
D375,167 S \* 10/1996 Taylor ..... D24/214  
D456,942 S \* 5/2002 Au et al. .... D28/7  
D597,211 S \* 7/2009 Ewing et al. .... D24/187

**1 Claim, 7 Drawing Sheets**

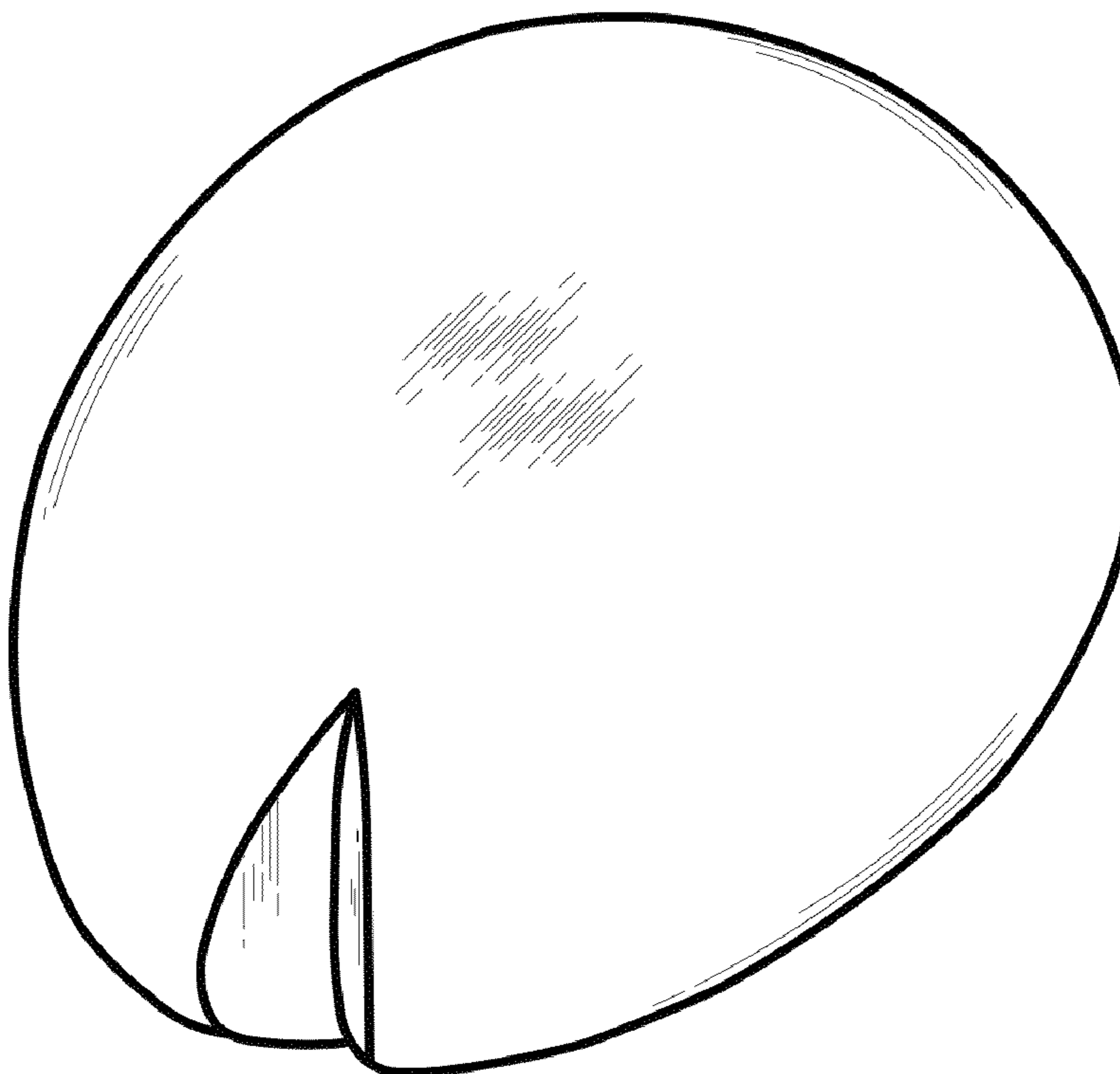


FIG. 1

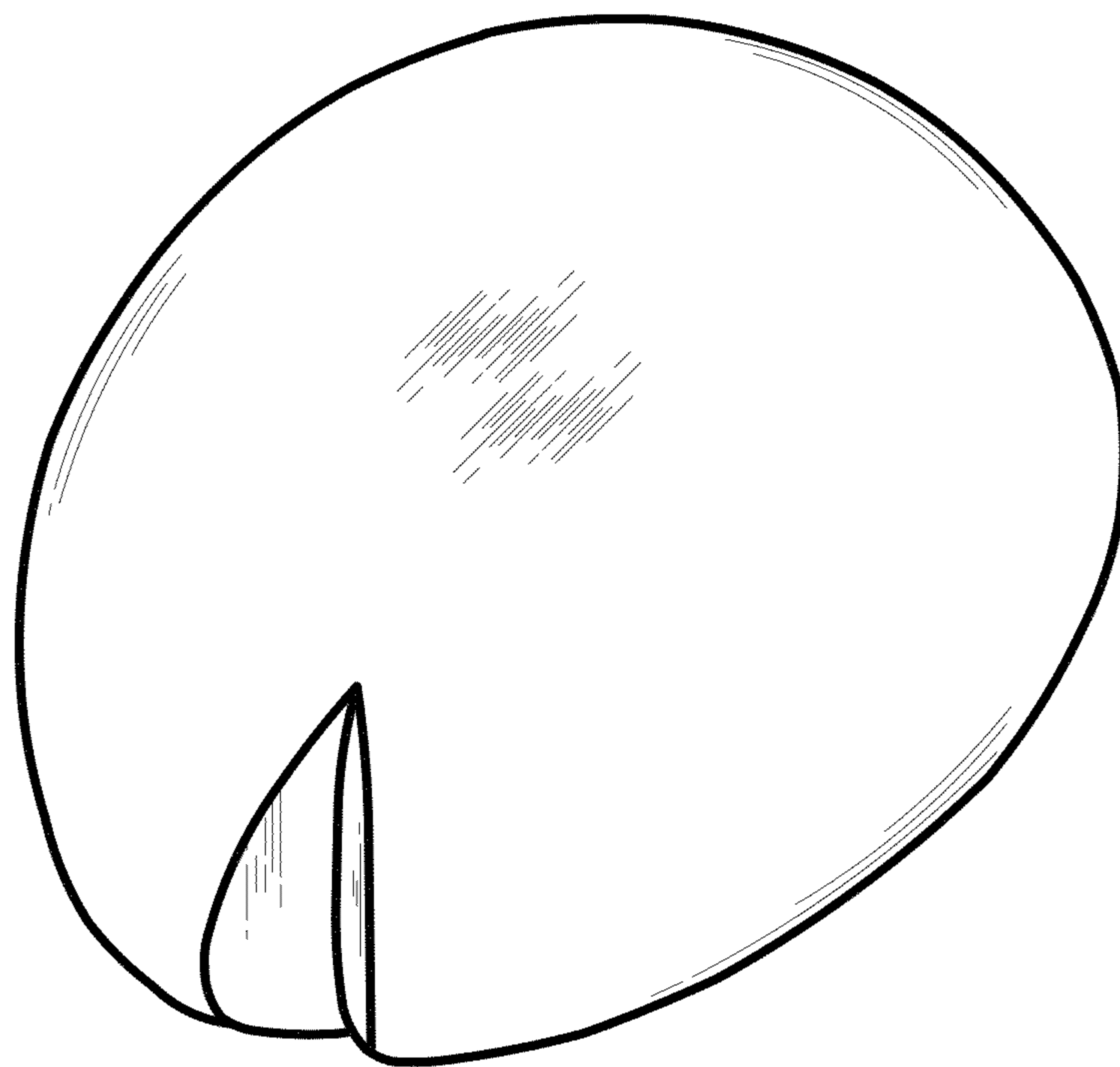


FIG. 2

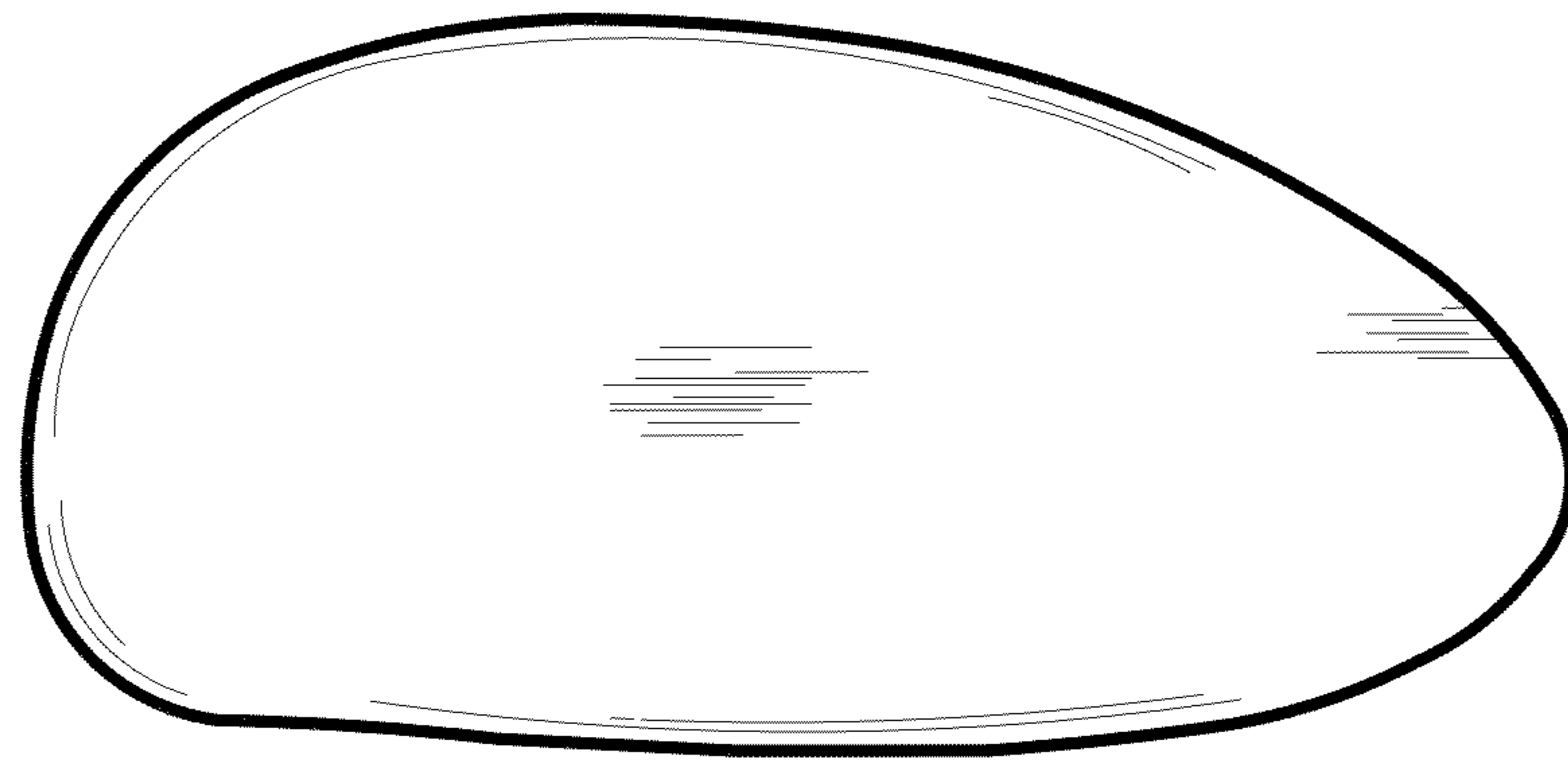


FIG. 3

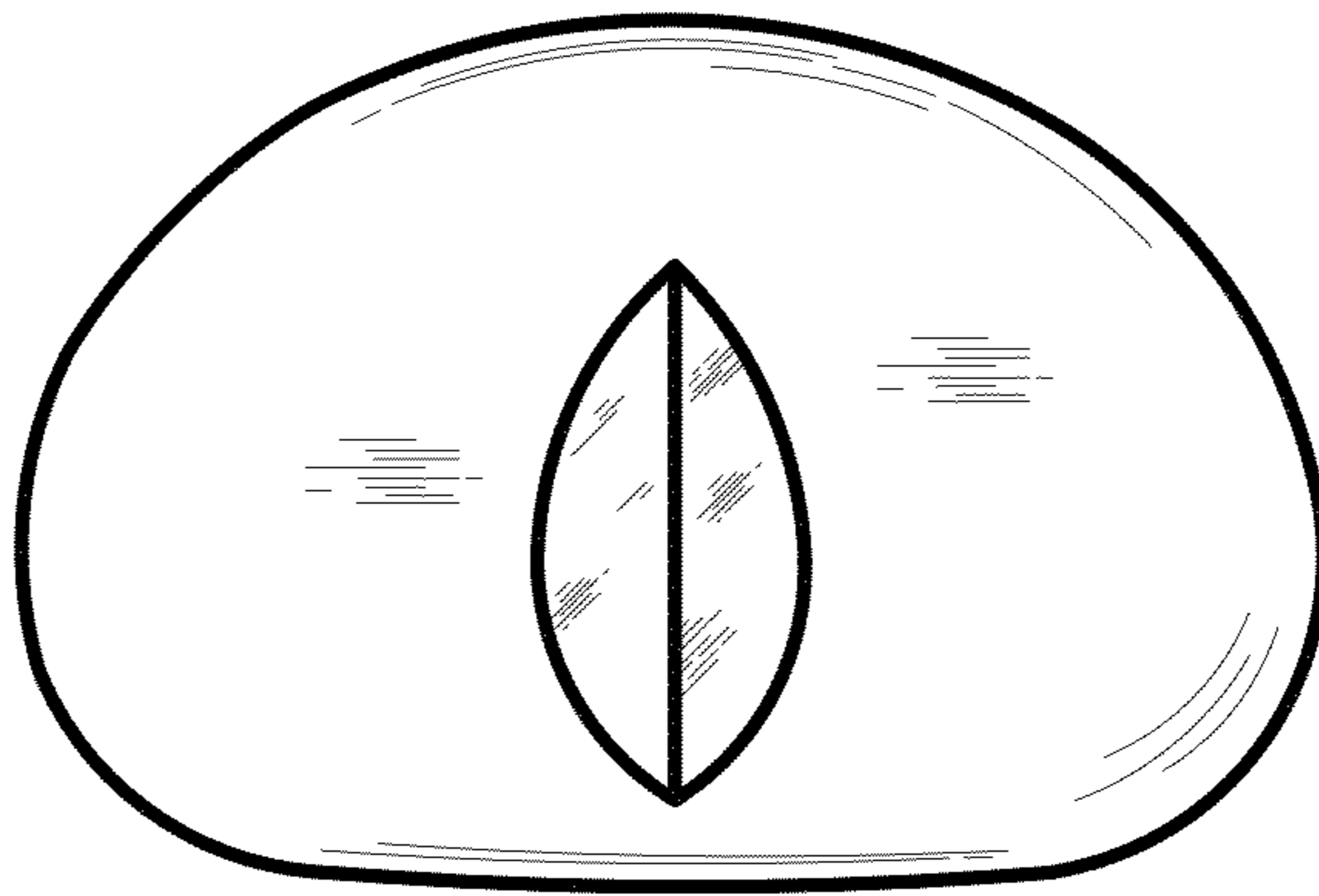


FIG. 4

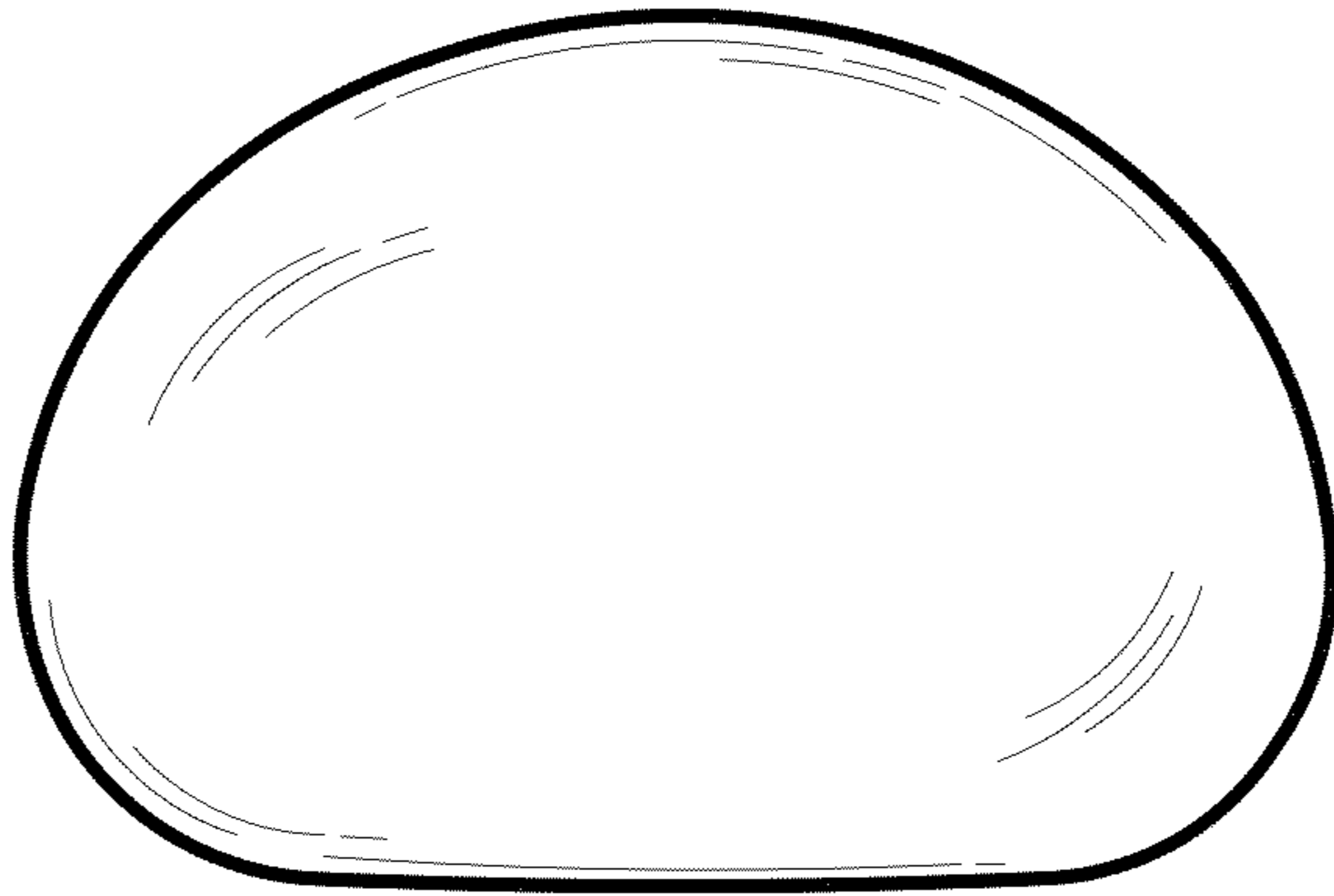


FIG. 5




FIG. 6

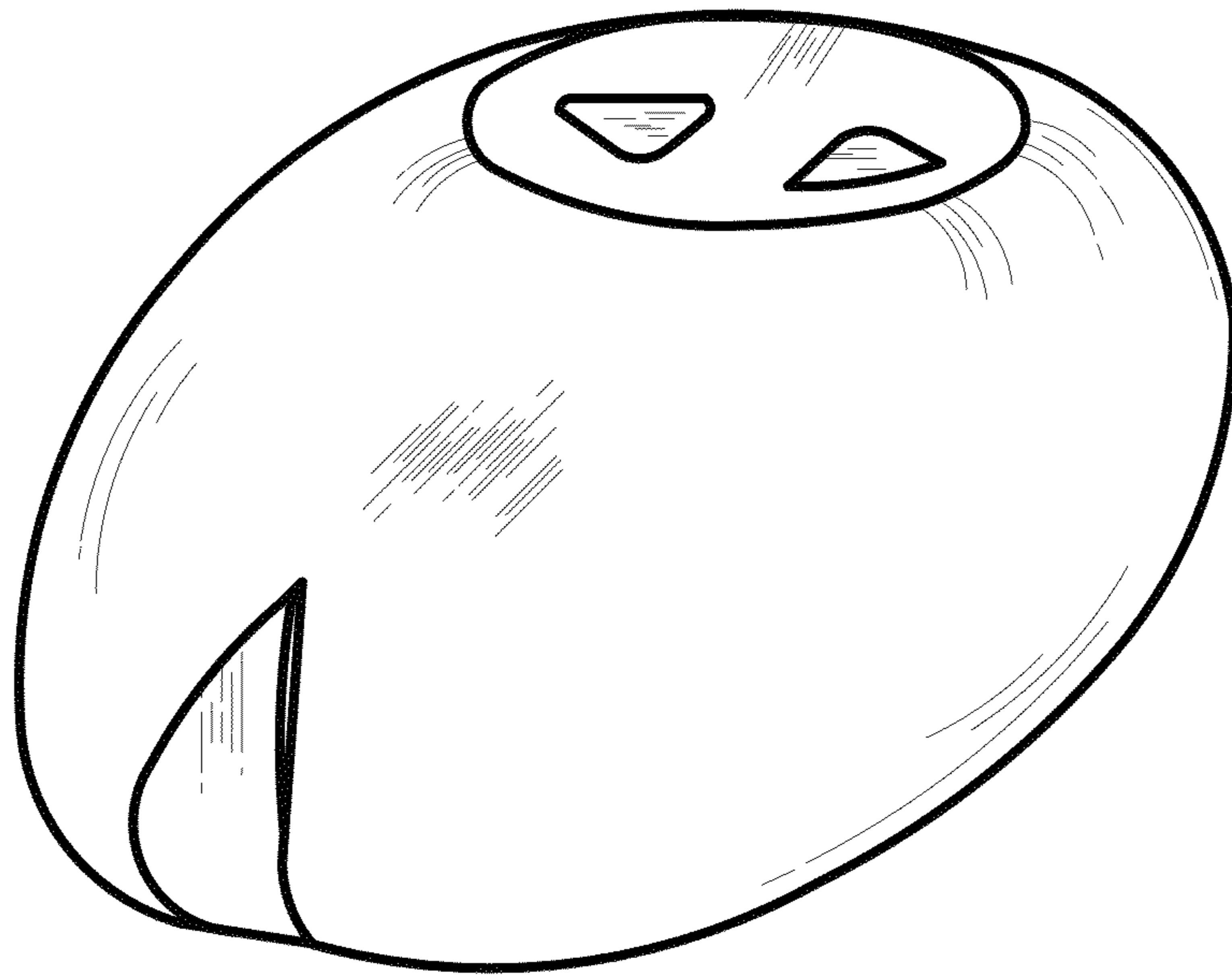


FIG. 7

