



US00D687552S

(12) **United States Design Patent**  
**Kile et al.**

(10) **Patent No.:** **US D687,552 S**  
(45) **Date of Patent:** **\*\* Aug. 6, 2013**

- (54) **DENTAL DEVICE CONNECTION ADAPTER**
- (75) Inventors: **Jeremy Kile**, York, PA (US); **Mark Sprinkle**, Hampstead, MD (US)
- (73) Assignee: **DENTSPLY International Inc.**, York, PA (US)
- (\*\*) Term: **14 Years**
- (21) Appl. No.: **29/403,091**
- (22) Filed: **Sep. 30, 2011**
- (51) **LOC (9) Cl.** ..... **24-02**
- (52) **U.S. Cl.**  
USPC ..... **D24/152**
- (58) **Field of Classification Search**  
USPC ..... D24/152, 154, 146, 155-156, 176,  
D24/180; 433/82-83, 85, 114, 116, 119,  
433/124-126, 141, 146, 166, 142  
See application file for complete search history.
- (56) **References Cited**

U.S. PATENT DOCUMENTS

3,407,502 A	10/1968	Richmond	
3,478,433 A	11/1969	Richmond	
3,691,636 A	9/1972	Deuschle	
3,727,313 A	4/1973	Graham	
3,740,853 A	6/1973	Brahler	
3,769,707 A *	11/1973	Condon	433/82
3,835,858 A	9/1974	Hagen	
4,182,041 A	1/1980	Girard	
4,255,143 A	3/1981	Schuss et al.	
4,266,933 A	5/1981	Warden et al.	
4,266,935 A *	5/1981	Hoppe	433/116
4,365,956 A	12/1982	Bailey	
4,486,175 A	12/1984	Fisher et al.	
4,604,058 A	8/1986	Fisher et al.	
5,020,994 A	6/1991	Huang	
5,028,233 A	7/1991	Witherby	
5,040,978 A	8/1991	Falcon et al.	

5,083,922 A	1/1992	Yale
5,120,220 A	6/1992	Butler
5,131,846 A	7/1992	Hall
5,139,422 A	8/1992	Straihammer et al.
5,156,547 A	10/1992	Bailey
5,209,658 A	5/1993	Brahler
5,224,859 A	7/1993	Kraenzle
5,328,369 A	7/1994	Bailey
5,340,310 A	8/1994	Bifulk
5,348,473 A	9/1994	Kivlighan, Jr.
5,352,119 A	10/1994	Sakurai
5,374,189 A	12/1994	Mendoza
5,380,202 A	1/1995	Brahler
5,382,162 A	1/1995	Sharp
5,405,265 A	4/1995	Mendoza

(Continued)

FOREIGN PATENT DOCUMENTS

WO 2006017554 A1 2/2006

Primary Examiner — Wan Laymon

(74) Attorney, Agent, or Firm — Leana Levin; Douglas J. Hara; David A. Zdurne

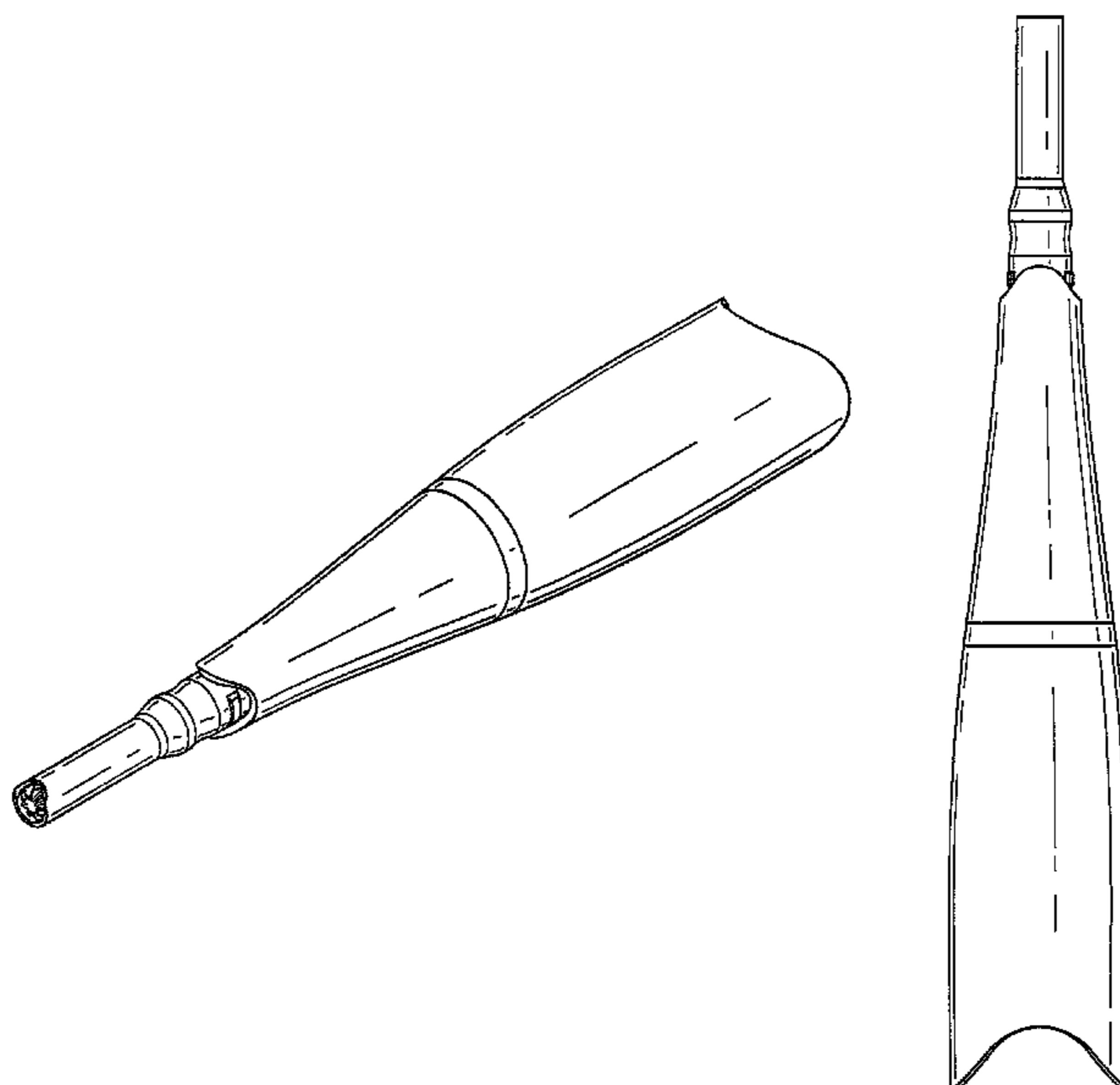
(57) **CLAIM**

The ornamental design for a dental device connection adapter, as shown and described is claimed.

**DESCRIPTION**

FIG. 1 is an isometric view of a dental handpiece sheath showing our new design;  
 FIG. 2 is a first side view thereof;  
 FIG. 3 is a second side view thereof;  
 FIG. 4 is a front view thereof;  
 FIG. 5 is a back view thereof;  
 FIG. 6 is a top view thereof; and,  
 FIG. 7 is a bottom view thereof.  
 The broken lines shown in FIG. 7 represent portions of the dental handpiece sheath that form no part of the claimed design.

**1 Claim, 4 Drawing Sheets**



# US D687,552 S

## U.S. PATENT DOCUMENTS

5,423,679 A	6/1995	Bailey	6,089,866 A	7/2000	Brahler
RE34,997 E	7/1995	Kraenzle	6,099,309 A	8/2000	Cardarelli
5,433,605 A	7/1995	Strobl, Jr.	6,146,140 A	11/2000	Bailey
5,482,461 A	1/1996	Yale	6,168,433 B1	1/2001	Hamlin
5,484,284 A	1/1996	Bailey	6,203,322 B1	3/2001	Kraenzle
5,496,218 A	3/1996	Brahler	6,227,853 B1	5/2001	Hansen et al.
5,498,159 A *	3/1996	Coss ..... 433/126	6,247,931 B1	6/2001	Postal et al.
D368,523 S	4/1996	Mendoza	6,257,886 B1	7/2001	Warner
D368,964 S	4/1996	Mendoza	6,382,971 B1	5/2002	Randolph
5,503,555 A	4/1996	Bailey	6,406,470 B1	6/2002	Kierce
5,507,644 A	4/1996	Kivlighan, Jr.	6,409,507 B1	6/2002	Postal et al.
D371,199 S	6/1996	Mendoza	6,527,552 B2	3/2003	Loddeke et al.
5,529,495 A	6/1996	Edwards	6,632,090 B1	10/2003	Randolph
5,531,599 A	7/1996	Bailey	6,655,015 B2	12/2003	Kraenzle
5,554,896 A	9/1996	Hogan	6,716,028 B2	4/2004	Rahman et al.
5,571,012 A	11/1996	Witherby et al.	6,811,399 B2	11/2004	Rahman et al.
D376,422 S	12/1996	Bailey	6,875,017 B1	4/2005	Tarr
5,584,690 A	12/1996	Maassarani	D504,949 S *	5/2005	Kuhn et al. .... D24/152
5,642,995 A	7/1997	Bailey	7,011,520 B2	3/2006	Rahman et al.
5,645,426 A	7/1997	Grim et al.	7,029,278 B2 *	4/2006	Pond ..... 433/125
5,655,906 A	8/1997	Coss et al.	7,047,706 B2	5/2006	Kraenzle
5,667,383 A	9/1997	Mendoza et al.	7,070,412 B2	7/2006	Stadeker
5,683,247 A	11/1997	Bailey	7,101,182 B2	9/2006	Garrison et al.
5,690,488 A	11/1997	Spinello	7,104,794 B2	9/2006	Levy
5,692,901 A	12/1997	Roth et al.	7,104,796 B1	9/2006	Chia et al.
5,730,595 A	3/1998	Bailey	D533,276 S *	12/2006	Nakanishi ..... D24/152
5,749,728 A	5/1998	Bailey	7,160,108 B2	1/2007	Jaffe
5,775,901 A	7/1998	Riso	7,217,128 B2	5/2007	Atkin et al.
5,776,155 A	7/1998	Beaupre et al.	D595,851 S *	7/2009	Karten et al. .... D24/152
5,803,510 A	9/1998	Dorsey, III	7,955,079 B2 *	6/2011	Chronister et al. .... 433/125
5,824,289 A	10/1998	Stoltz	D645,563 S *	9/2011	Chronister et al. .... D24/176
5,871,353 A	2/1999	Pierce et al.	8,038,441 B2 *	10/2011	Tarr ..... 433/125
5,876,203 A	3/1999	Bailey	2002/0139091 A1	10/2002	Kraenzle
5,902,107 A	5/1999	Lowell	2002/0192618 A1	12/2002	Loddeke et al.
5,911,577 A	6/1999	Henrikson	2005/0032022 A1	2/2005	Jaffe
5,915,965 A	6/1999	Ohlsson et al.	2005/0257372 A1	11/2005	Kraenzle
D413,384 S	8/1999	Hanley et al.	2006/0024642 A1	2/2006	Stadeker
D413,385 S	8/1999	Hanley et al.	2006/0046227 A1	3/2006	Shen et al.
5,964,590 A	10/1999	Loddeke et al.	2006/0185322 A1	8/2006	Kraenzle
6,012,922 A	1/2000	Novak	2006/0204923 A1	9/2006	Stadeker
6,053,732 A	4/2000	Sale	2007/0026361 A1	2/2007	Carron
D427,311 S	6/2000	Henrikson	2011/0081624 A1 *	4/2011	Chronister et al. .... 433/126
6,083,000 A	7/2000	Charlton	2012/0107769 A1 *	5/2012	Chronister et al. .... 433/142
6,086,369 A	7/2000	Sharp et al.			

\* cited by examiner

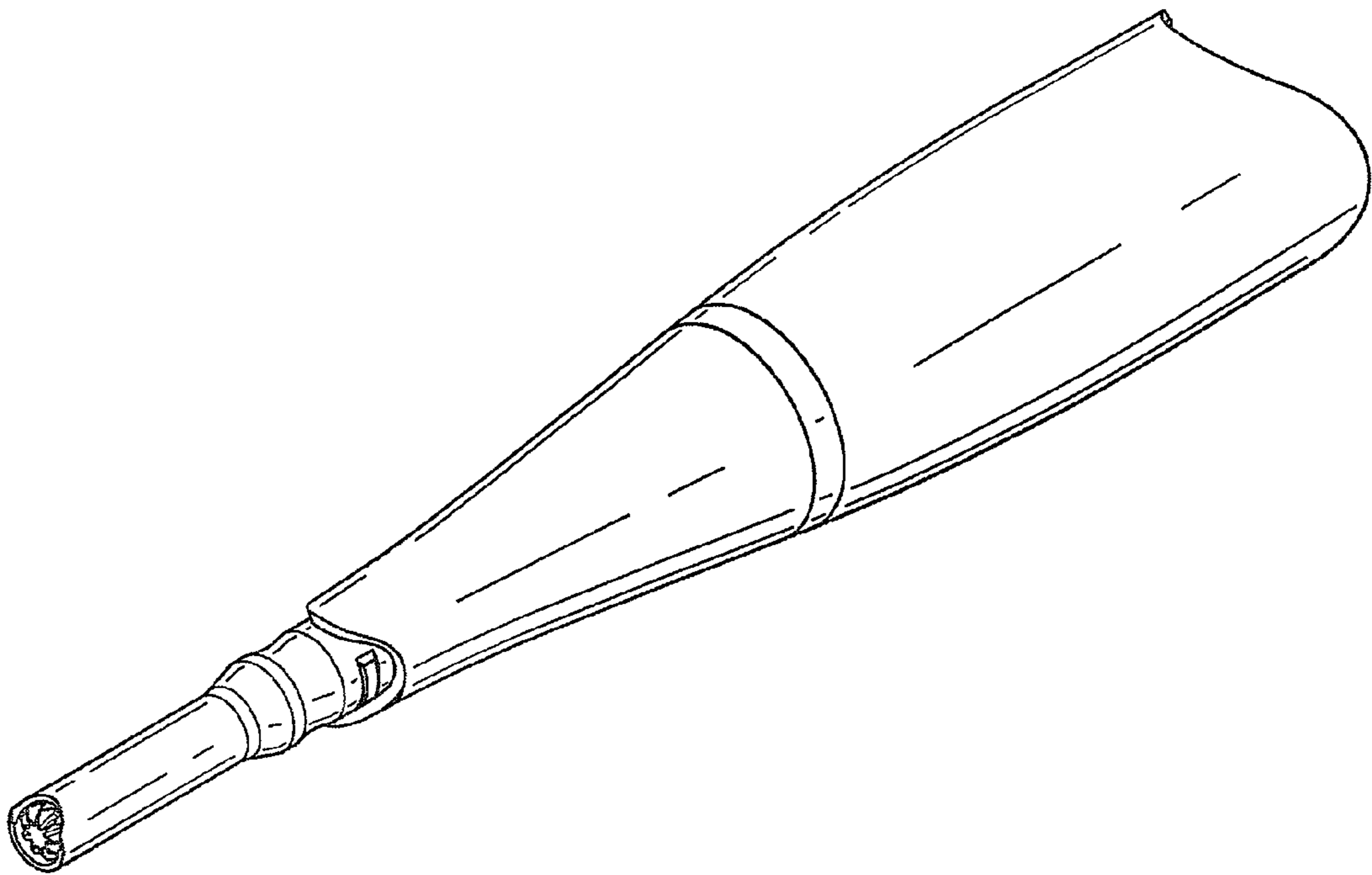


FIG. 1

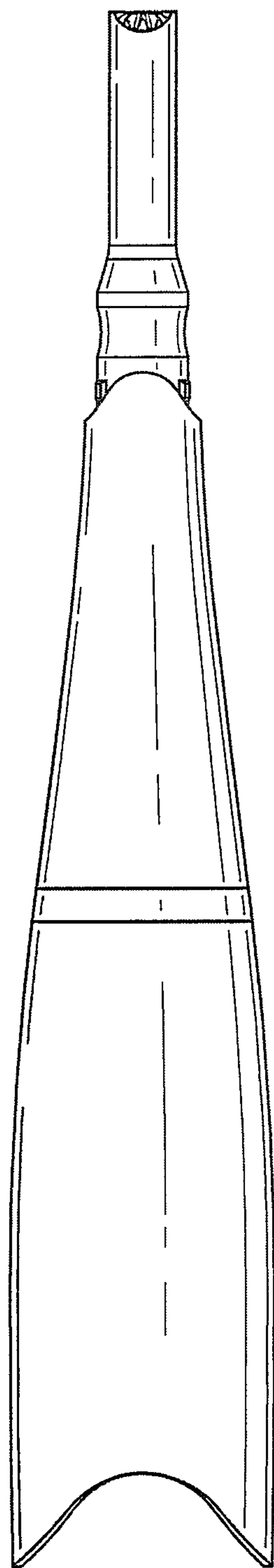


FIG. 2

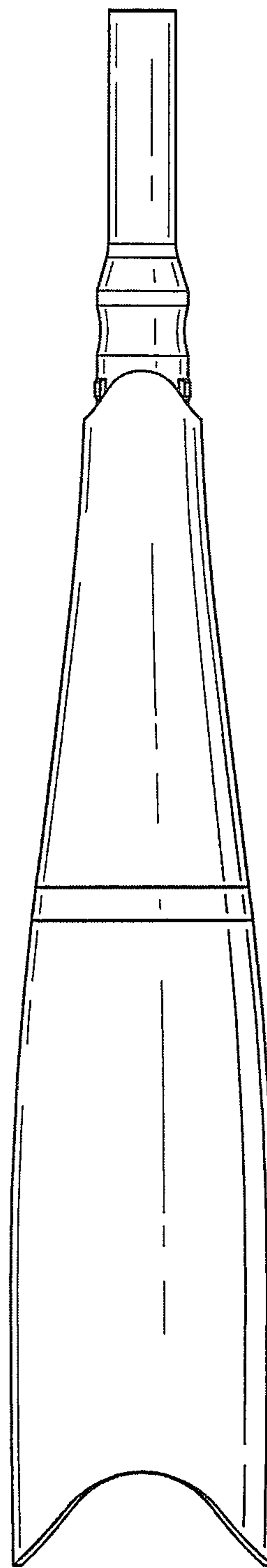


FIG. 3




FIG. 4

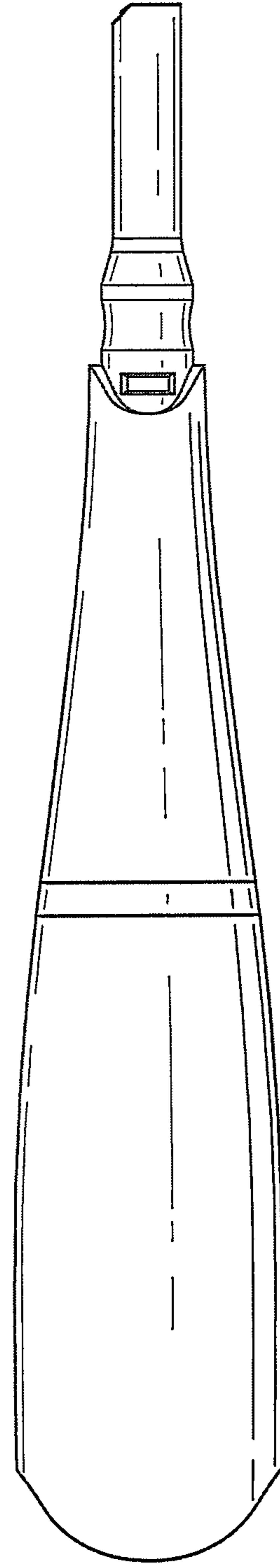


FIG. 5



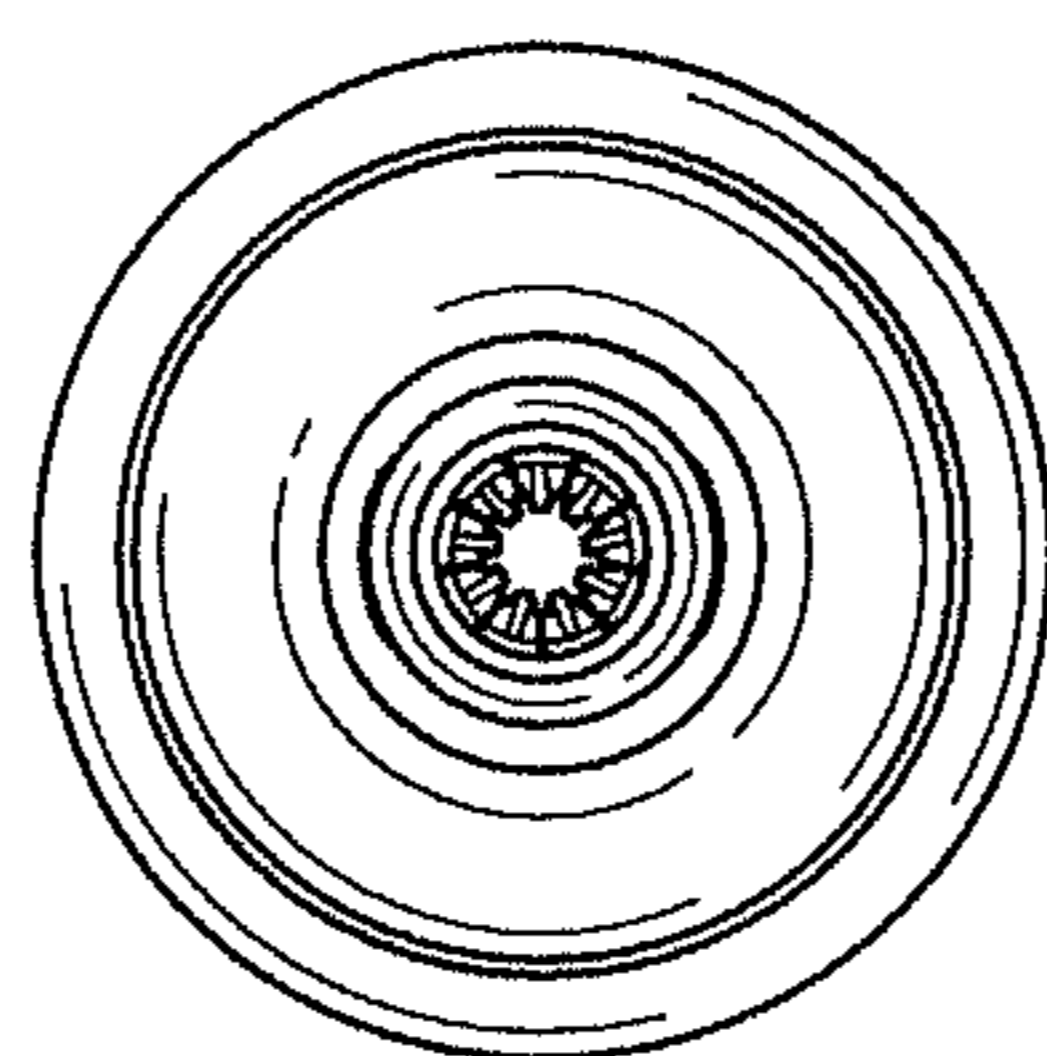


FIG. 6

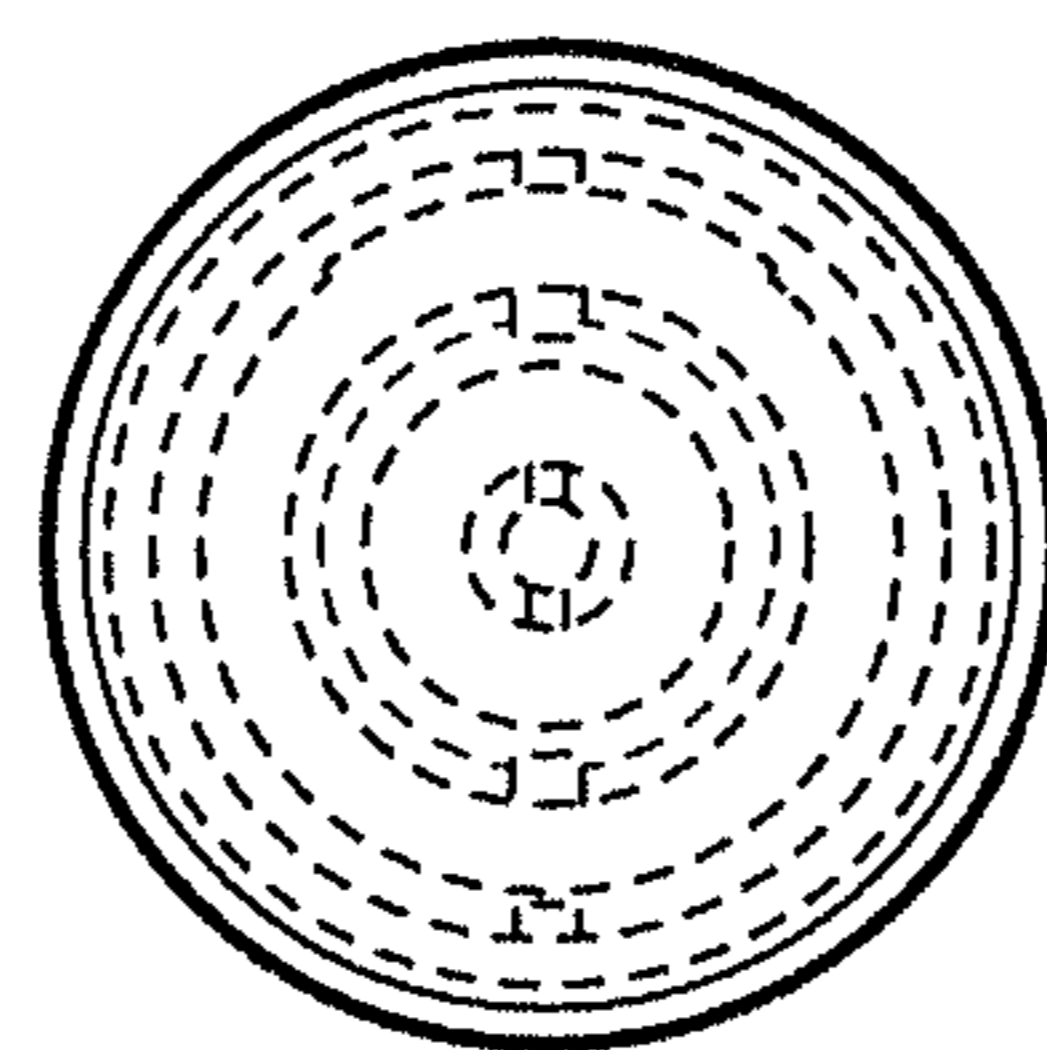


FIG. 7