



US00D687545S

(12) **United States Design Patent**
March

(10) **Patent No.:** **US D687,545 S**
(45) **Date of Patent:** **** Aug. 6, 2013**

(54) **DROPPER**

(71) Applicant: **Special Products Limited**, Weybridge
(GB)

(72) Inventor: **Graham Alan March**, Weybridge (GB)

(73) Assignee: **Special Products Limited** (GB)

(**) Term: **14 Years**

(21) Appl. No.: **29/433,303**

(22) Filed: **Sep. 27, 2012**

Related U.S. Application Data

(62) Division of application No. 29/364,270, filed on Jun. 21, 2010, now Pat. No. Des. 670,804.

(51) **LOC (9) Cl.** **24-02**

(52) **U.S. Cl.**
USPC **D24/115**

(58) **Field of Classification Search**
USPC D24/115, 117, 223, 226, 222; 222/209,
222/207, 215, 541.6, 541.4, 541.9; D9/695-699,
D9/529; 206/528; 604/3, 298; 215/47, 48;
128/200.24
See application file for complete search history.

(56) **References Cited**

U.S. PATENT DOCUMENTS

- 3,128,920 A 4/1964 Volckening et al.
- 3,993,223 A 11/1976 Welker, III et al.
- D303,151 S * 8/1989 Saint-Amand D24/222
- 5,215,221 A 6/1993 Dirksing
- 5,310,085 A 5/1994 Lontrade et al.
- D375,352 S * 11/1996 Bologna D24/115
- 5,678,736 A * 10/1997 Hansen 222/209
- D392,184 S * 3/1998 Weiler D9/696
- 6,357,626 B1 3/2002 Zhang et al.

- D458,366 S * 6/2002 Hellberg et al. D24/115
- 6,457,612 B1 10/2002 Zhang et al.
- D467,336 S * 12/2002 Gilbard et al. D24/115
- D471,628 S * 3/2003 Louviere D24/115

(Continued)

FOREIGN PATENT DOCUMENTS

- DE 10301449 A1 7/2004
- EP 1371360 12/2003

(Continued)

OTHER PUBLICATIONS

Bluff City Wholesale Medication Dispenser Order Page, 2 pages.

(Continued)

Primary Examiner — David Muller

(74) *Attorney, Agent, or Firm* — Kilpatrick Townsend & Stockton LLP

(57) **CLAIM**

The ornamental design for a dropper, as shown and described.

DESCRIPTION

FIG. 1 is a perspective view of a dropper showing my new design;

FIG. 2 is a front elevational view thereof;

FIG. 3 is a rear elevational view thereof;

FIG. 4 is a right side elevational view thereof;

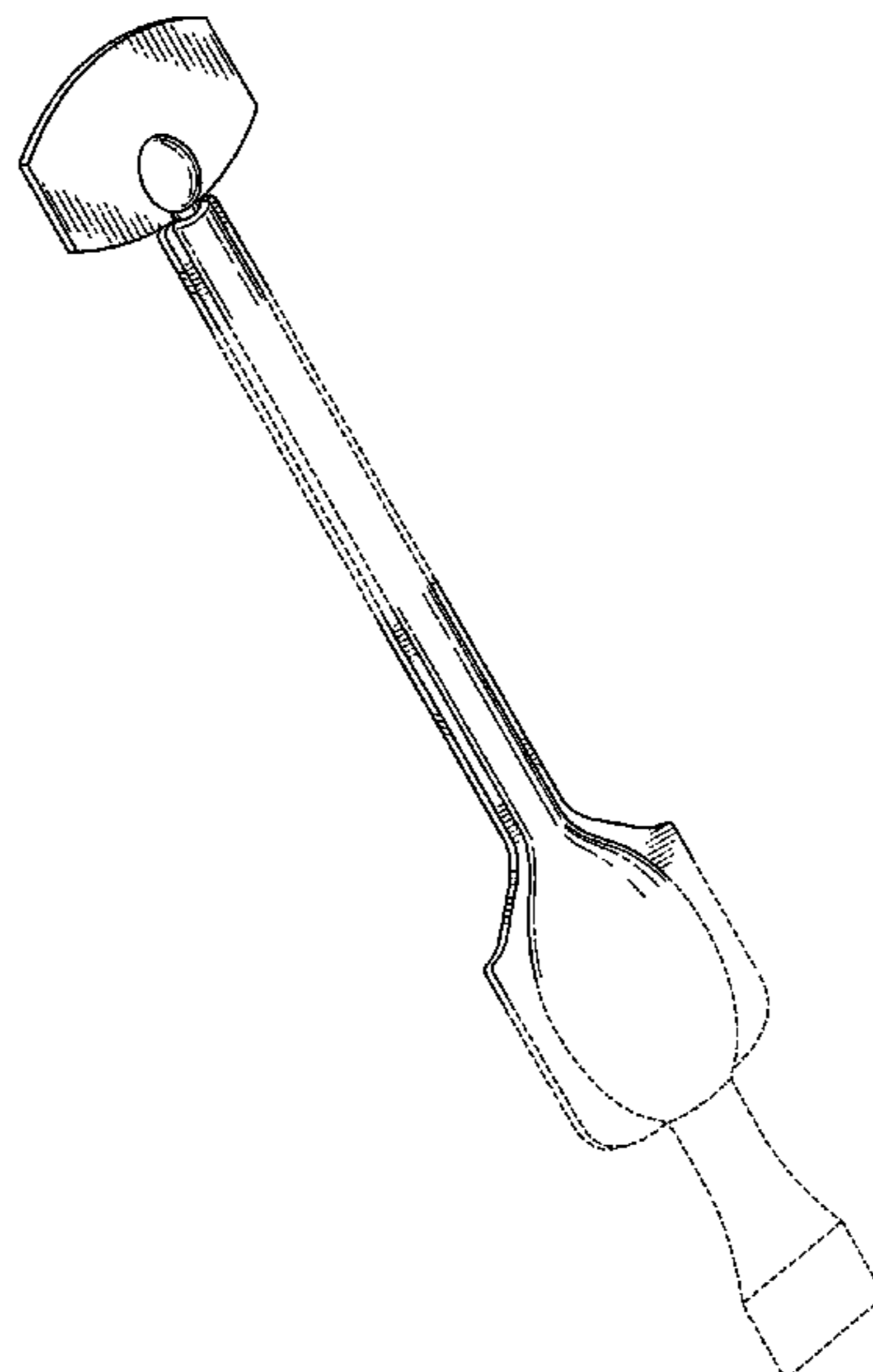
FIG. 5 is a left side elevational view thereof;

FIG. 6 is a top plan view thereof; and,

FIG. 7 is a bottom plan view thereof.

The broken line portions depicted with the claimed dropper are shown to indicate that the precise length of the tubing and the precise shape and size of the reservoir are not claimed. None of the broken lines form any part of the claimed design. The subject design is directed toward ornamental aspects of a dropper for personal, medical or laboratory purposes.

1 Claim, 4 Drawing Sheets



US D687,545 S

Page 2

U.S. PATENT DOCUMENTS

D487,397 S * 3/2004 Peghini D9/696
D492,407 S * 6/2004 Masuda et al. D24/115
D517,207 S * 3/2006 Poynter D24/115
D538,424 S * 3/2007 Zahn et al. D24/115
7,219,816 B1 * 5/2007 Xia et al. 222/209
D618,339 S * 6/2010 Hansen D24/115
2005/0096610 A1 5/2005 Marsden et al.
2006/0009741 A1 1/2006 Luo
2007/0119862 A1 5/2007 Backes et al.
2008/0275404 A1 11/2008 Hansen

FOREIGN PATENT DOCUMENTS

GB 2351272 12/2000
WO 03/055435 7/2003
WO 2004/043476 A1 5/2004
WO 2006/058139 A2 6/2006

OTHER PUBLICATIONS

Search Report corresponding to the PCT/GB2010/052183 application, 14 pages.

* cited by examiner

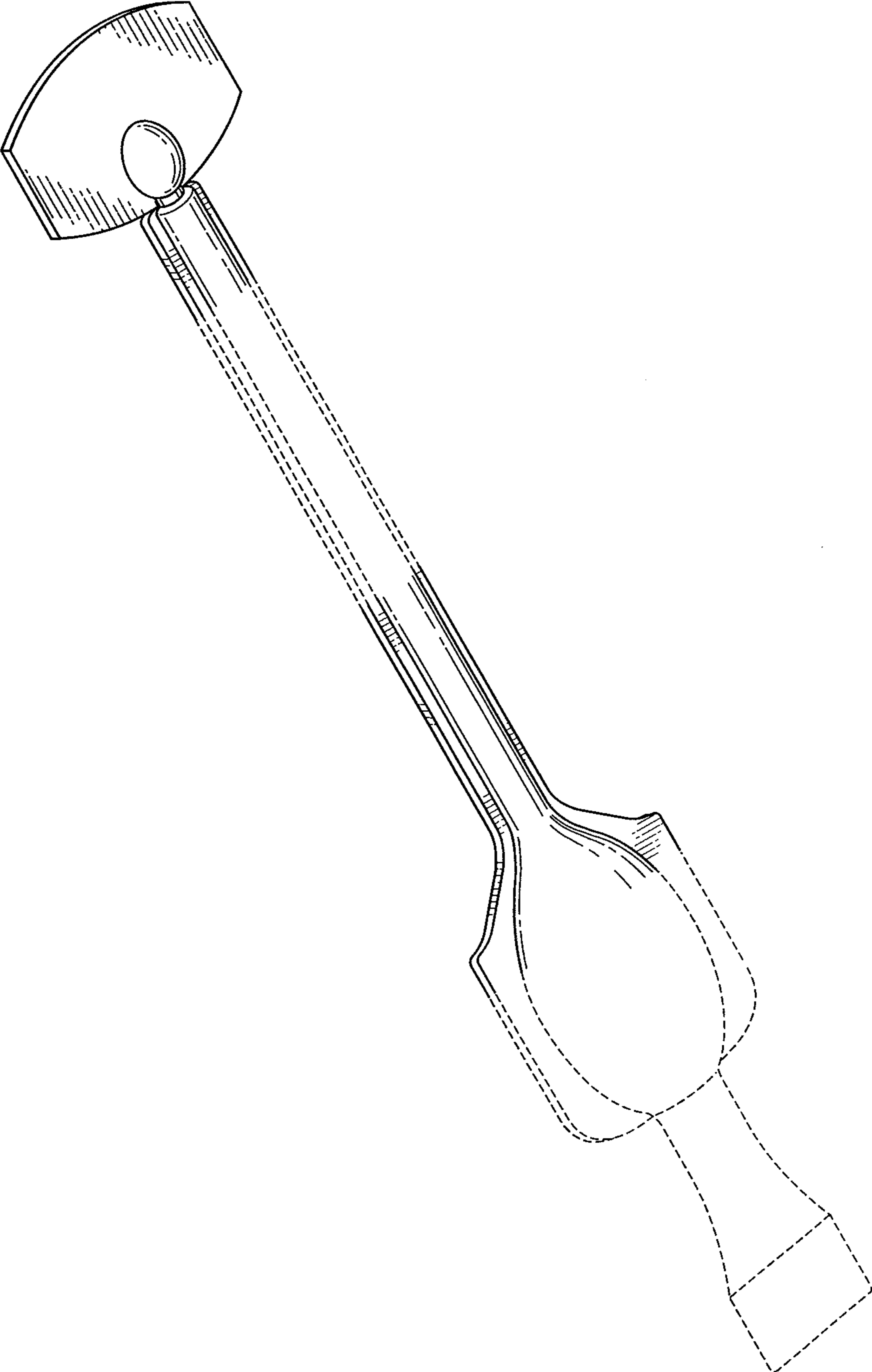


FIG. 1

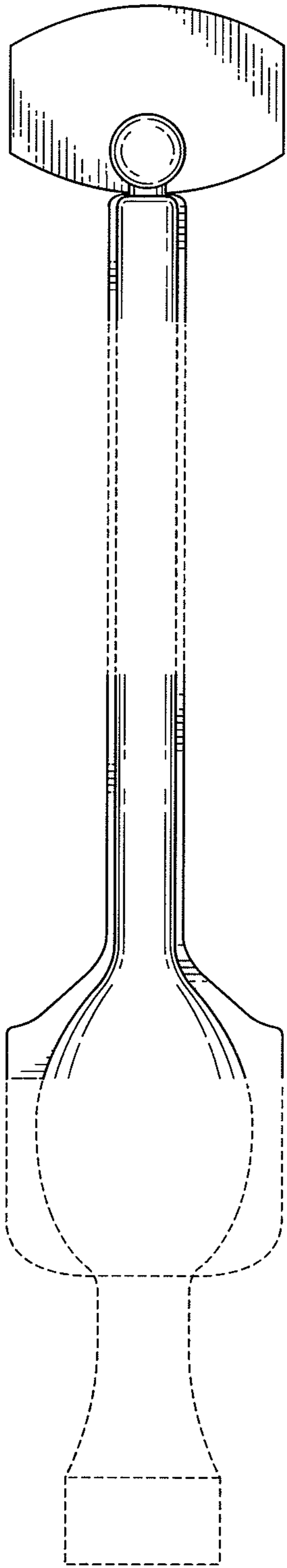


FIG. 2

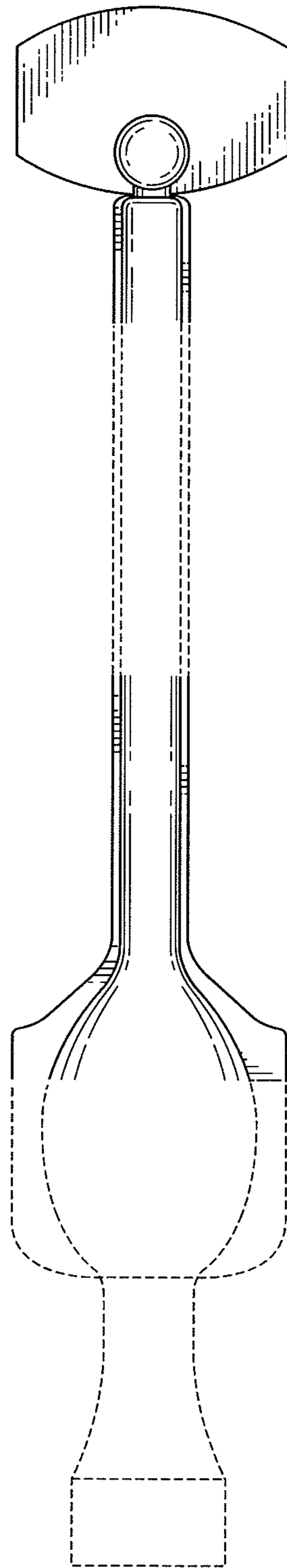


FIG. 3

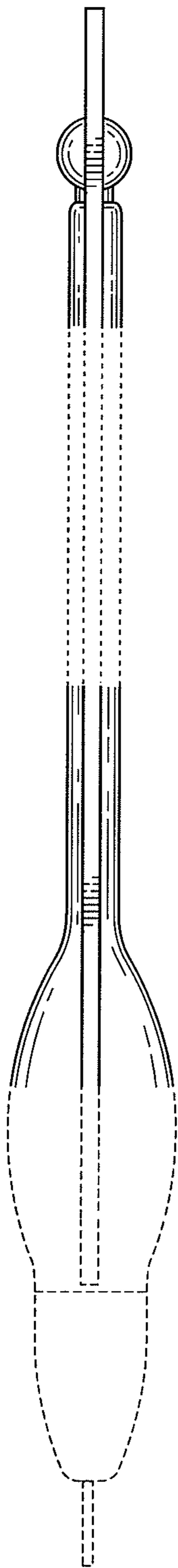


FIG. 4

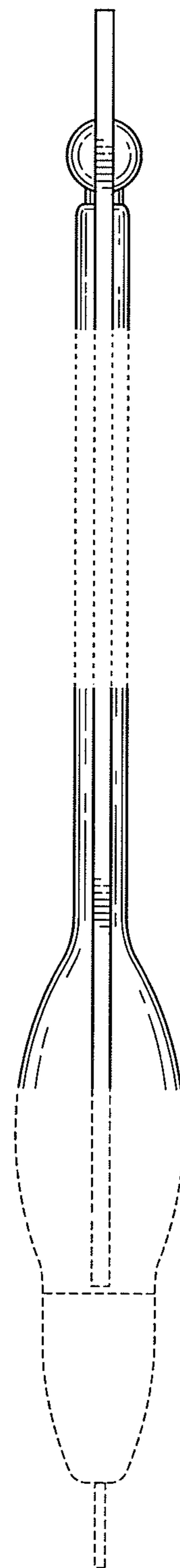


FIG. 5

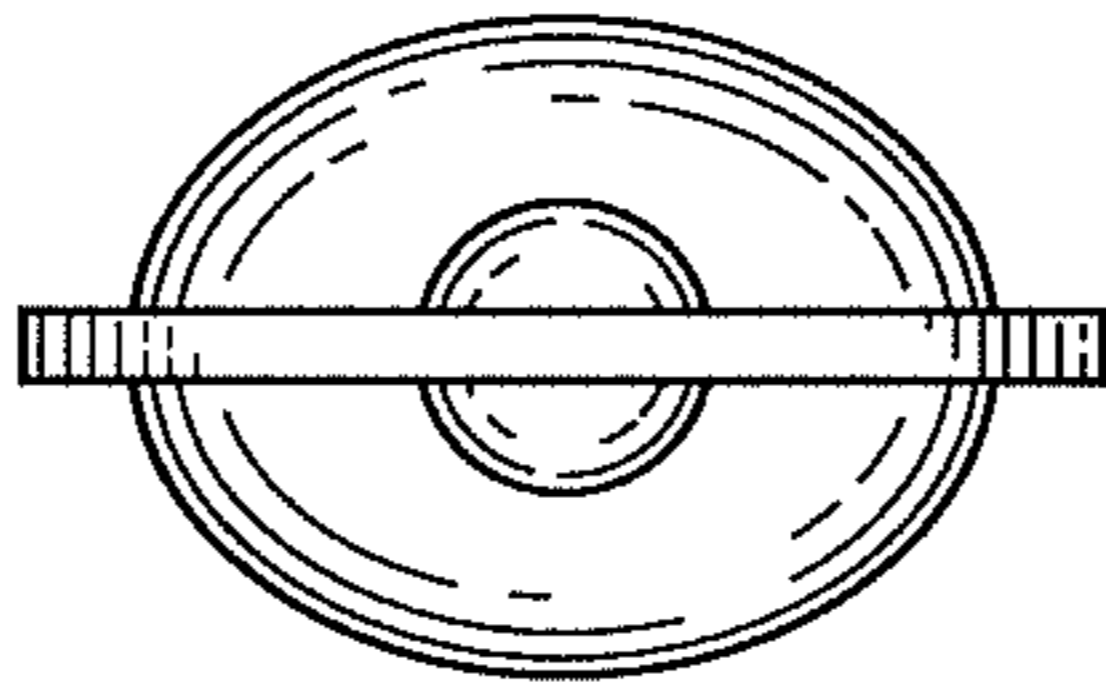


FIG. 6

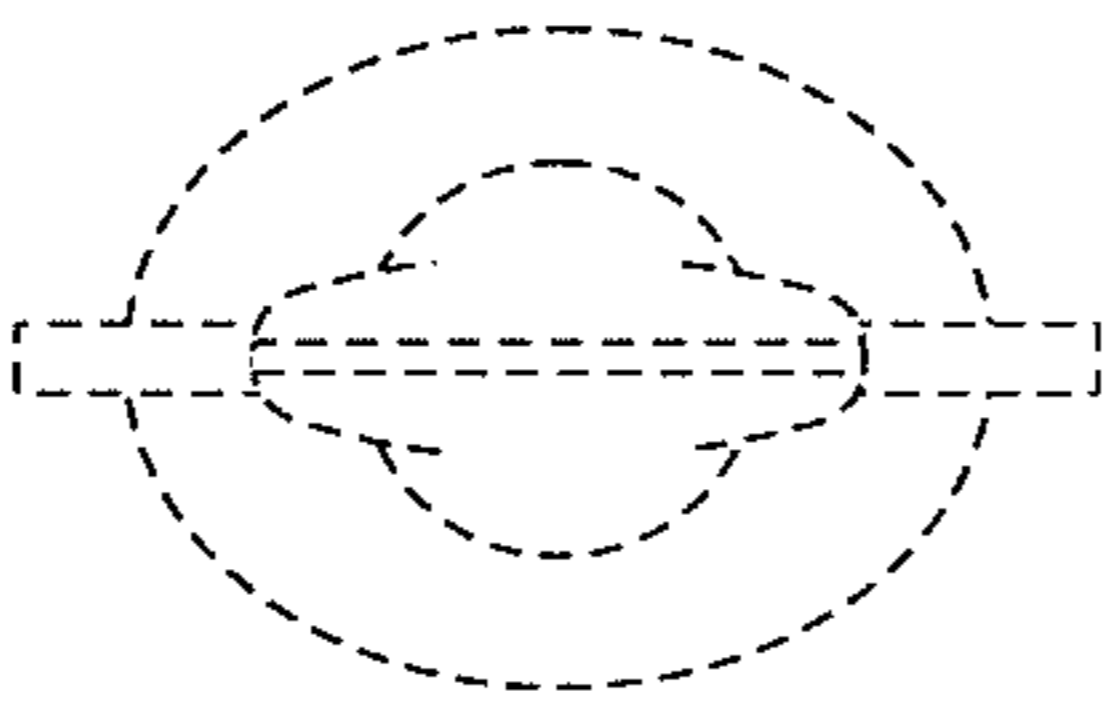


FIG. 7