



US00D687543S

(12) **United States Design Patent**
Pala et al.

(10) **Patent No.:** **US D687,543 S**
(45) **Date of Patent:** **** Aug. 6, 2013**

- (54) **MEDICAL INJECTOR PEN**
- (71) Applicant: **Becton, Dickinson and Company**,
Franklin Lakes, NJ (US)
- (72) Inventors: **Trivikrama Bhanoji Pala**, Wayne, NJ
(US); **Atul Patel**, Laffin, PA (US);
Richard Cronenberg, Mahwah, NJ
(US); **Michael Quinn**, East Hanover, NJ
(US); **Asif Fayyaz**, Mahwah, NJ (US)
- (73) Assignee: **Becton, Dickinson and Company**,
Franklin Lakes, NJ (US)

D479,603 S	9/2003	Tyce	
D479,748 S	9/2003	Tyce	
D531,308 S	10/2006	Bendek et al.	
D566,178 S *	4/2008	Qiu et al.	D19/50
D591,793 S	5/2009	Booker	
D595,772 S *	7/2009	Zhang	D19/49
D600,795 S	9/2009	Tyce	
D601,196 S *	9/2009	Zhang	D19/48
D602,087 S *	10/2009	Rommel	D19/50
D608,392 S	1/2010	Shibata	
D609,746 S *	2/2010	Ma	D19/50
D610,197 S	2/2010	Losel	
D616,499 S *	5/2010	Liu	D19/50
D629,846 S	12/2010	Losel	
D631,508 S *	1/2011	Briggl	D19/50
D641,409 S *	7/2011	Wang et al.	D19/50

(**) Term: **14 Years**

(Continued)

(21) Appl. No.: **29/440,257**

OTHER PUBLICATIONS

(22) Filed: **Dec. 20, 2012**

Co-pending Design U.S. Appl. No. 29/408,772, filed Dec. 16, 2011.

(Continued)

Related U.S. Application Data

(63) Continuation of application No. 29/405,940, filed on
Nov. 8, 2011, now Pat. No. Des. 676,548.

Primary Examiner — David Muller

(51) **LOC (9) Cl.** **24-02**

(74) *Attorney, Agent, or Firm* — The Webb Law Firm

(52) **U.S. Cl.**
USPC **D24/113**

(57) **CLAIM**

The ornamental design for a medical injector pen, as shown
and described.

(58) **Field of Classification Search**
USPC D24/112–114, 133, 130, 127; 606/181,
606/185; 604/232, 187, 158, 164.08, 192,
604/263, 163, 181, 184, 198, 227; D19/41,
D19/43, 45–51

DESCRIPTION

See application file for complete search history.

FIG. 1 is a perspective view of a medical injector pen having
a removable cover engaged therewith in accordance with the
present invention.

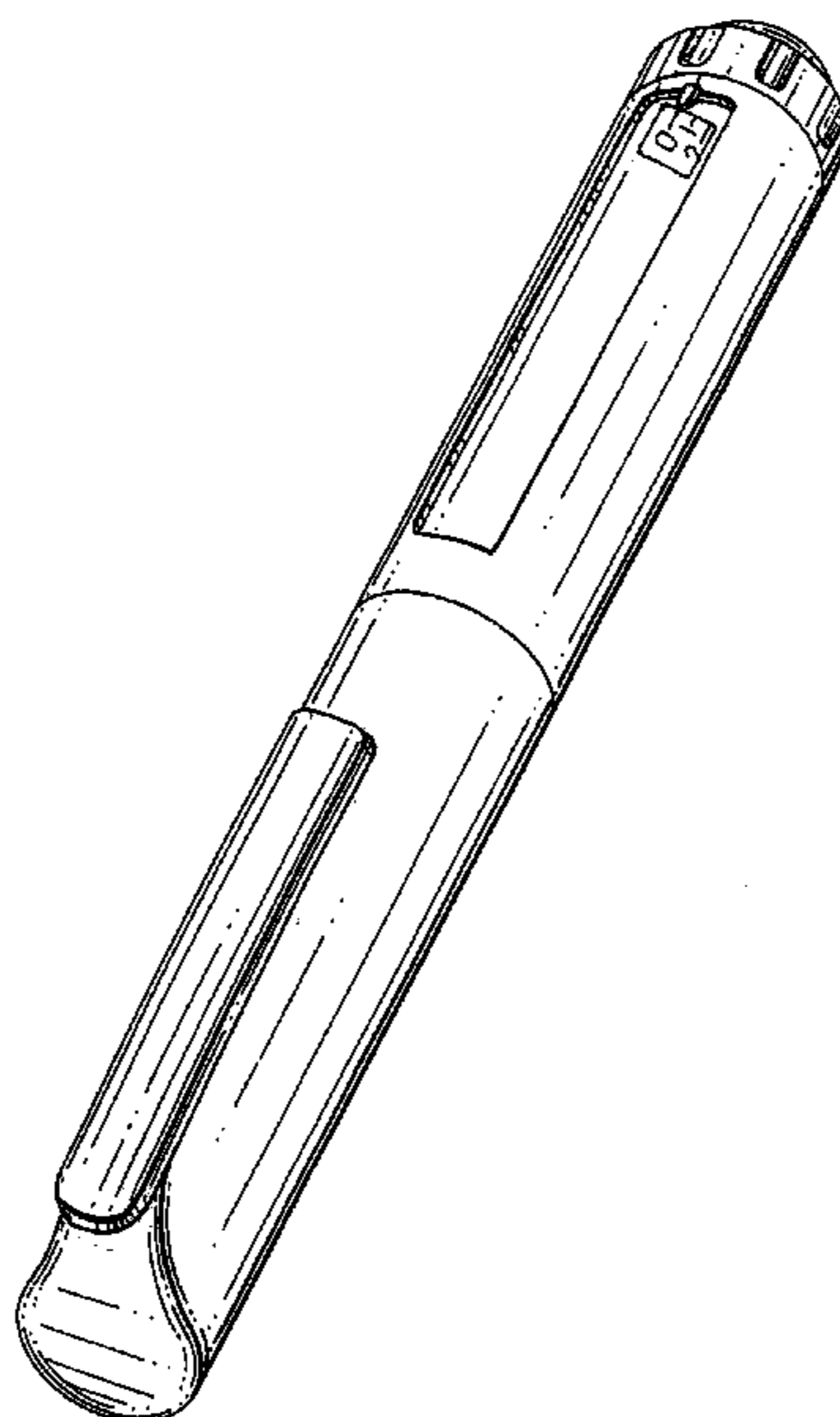
(56) **References Cited**

U.S. PATENT DOCUMENTS

5,593,388 A	1/1997	Phillips
5,599,314 A	2/1997	Neill
5,688,251 A	11/1997	Chanoch
5,961,495 A	10/1999	Walters et al.

FIG. 2 is a front view thereof;
FIG. 3 is a rear view thereof;
FIG. 4 is a top view thereof;
FIG. 5 is a bottom view thereof;
FIG. 6 is a left side view thereof; and,
FIG. 7 is a right side view thereof.

1 Claim, 6 Drawing Sheets



US D687,543 S

Page 2

U.S. PATENT DOCUMENTS

D641,411 S 7/2011 Tan
D642,620 S 8/2011 Allemeier
D646,325 S 10/2011 Losel
D647,964 S * 11/2011 Wang et al. D19/50
D650,012 S 12/2011 Losel
D651,246 S * 12/2011 Beyer D19/51
D654,952 S * 2/2012 Laemle D19/50
D656,992 S 4/2012 Briggl
D667,501 S 9/2012 Avenatti
D667,948 S * 9/2012 Moldenhauer D24/113
D676,957 S * 2/2013 Schneider et al. D24/113

OTHER PUBLICATIONS

Co-pending Design U.S. Appl. No. 29/408,769, filed Dec. 16, 2011.
Co-pending Design U.S. Appl. No. 29/405,935, filed Nov. 8, 2011.
Co-pending Design U.S. Appl. No. 29/405,938, filed Nov. 8, 2011.
Co-pending Design U.S. Appl. No. 29/405,947, filed Nov. 8, 2011.
Co-pending Design U.S. Appl. No. 29/405,943, filed Nov. 8, 2011.
Co-pending Design U.S. Appl. No. 29/405,930, filed Nov. 8, 2011.
Co-pending Design U.S. Appl. No. 29/405,925, filed Nov. 8, 2011.
Co-pending Design U.S. Appl. No. 29/405,945, filed Nov. 8, 2011.
Co-pending Design U.S. Appl. No. 29/405,936, filed Nov. 8, 2011.

* cited by examiner

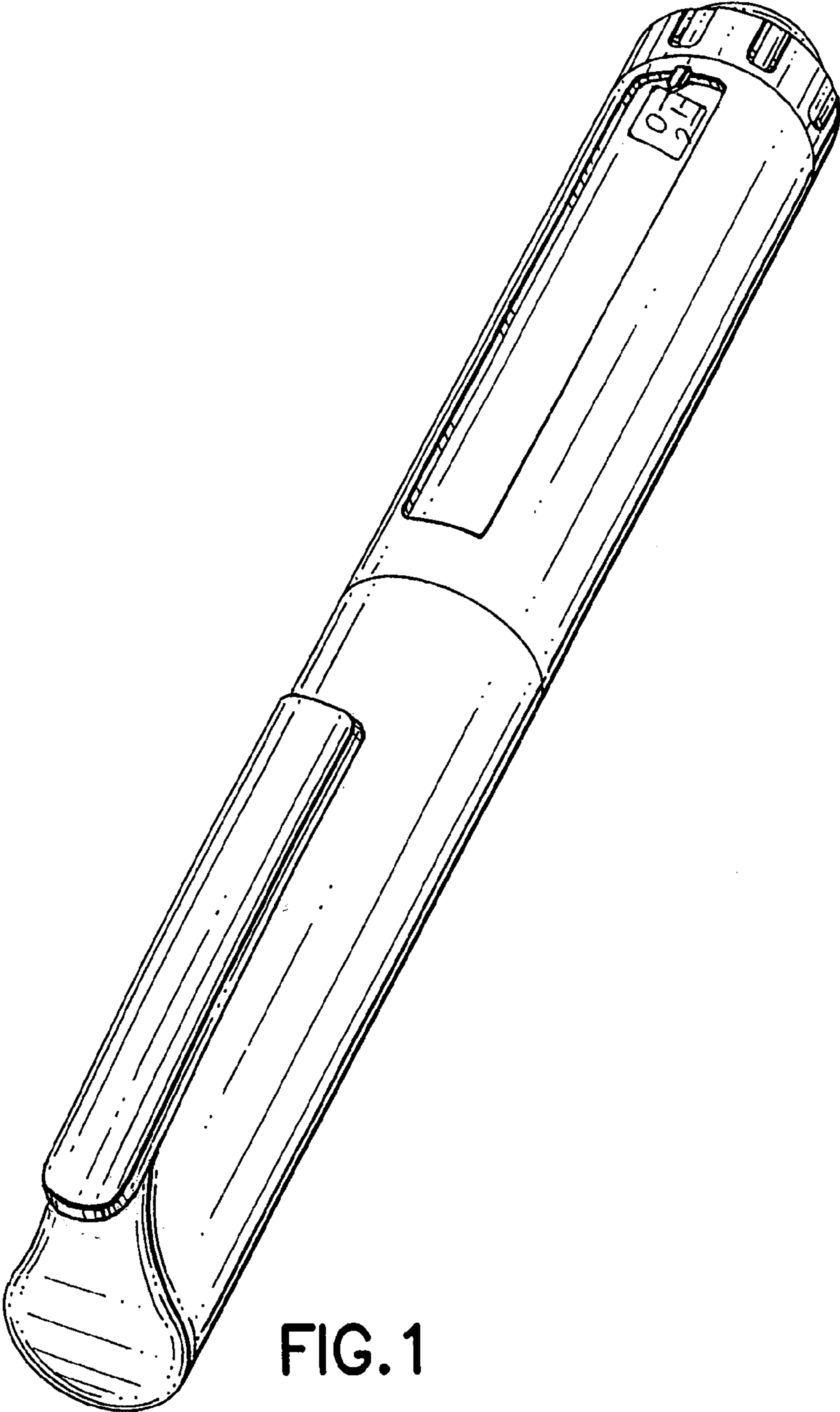


FIG. 1

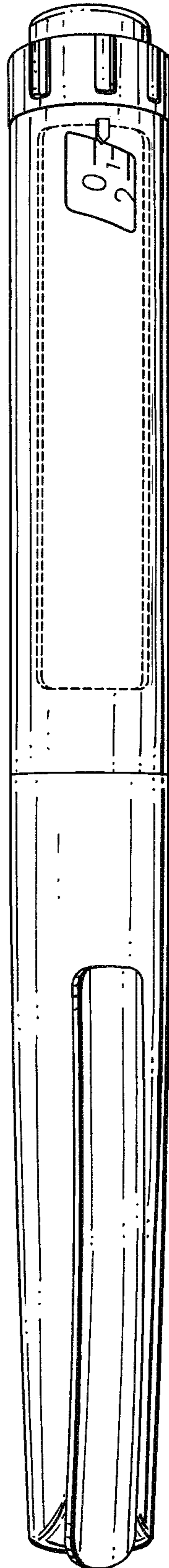


FIG. 2

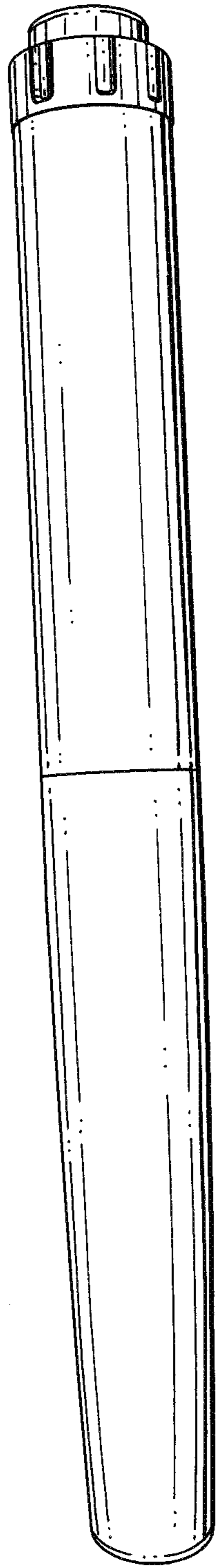


FIG.3

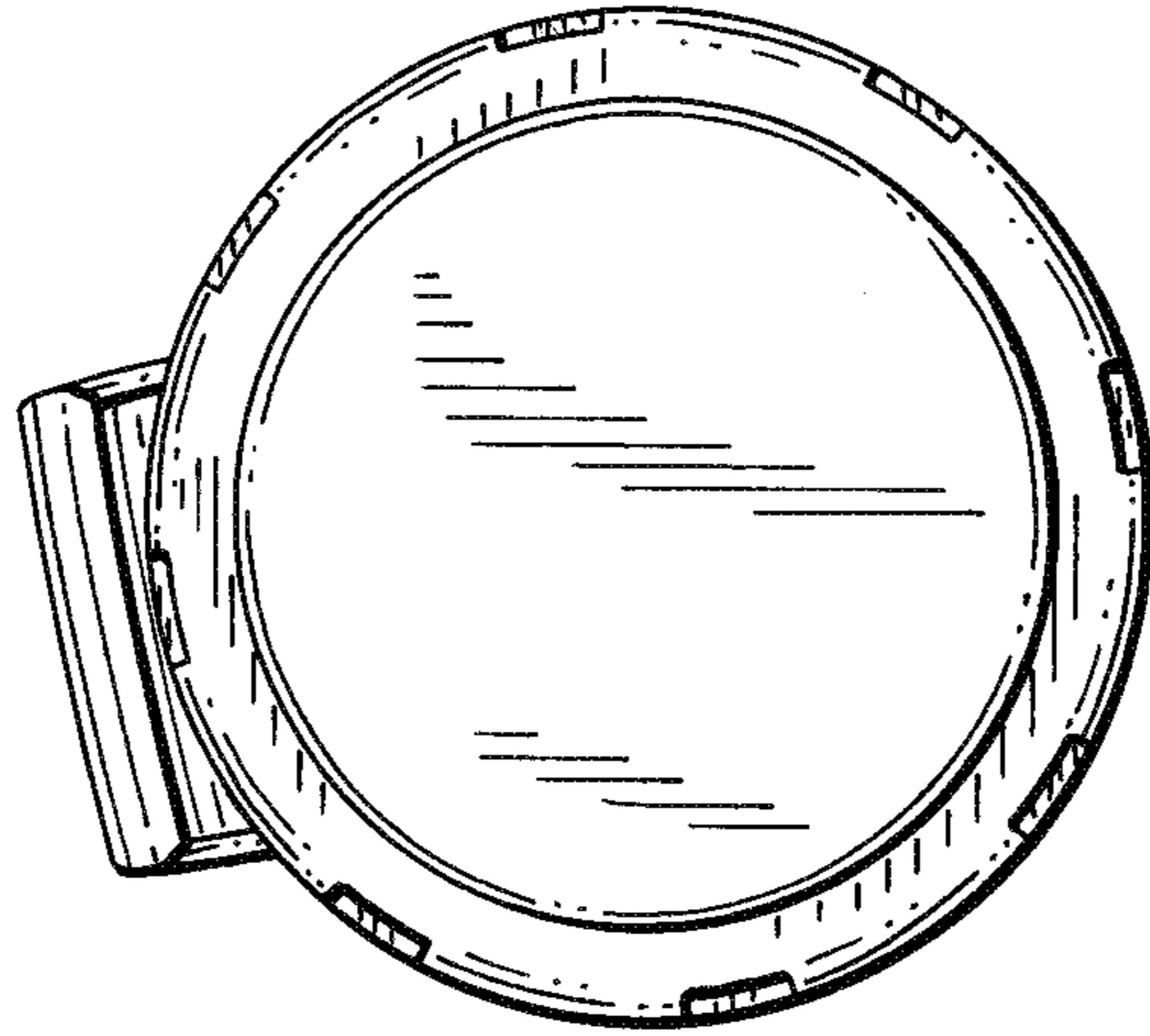


FIG. 4

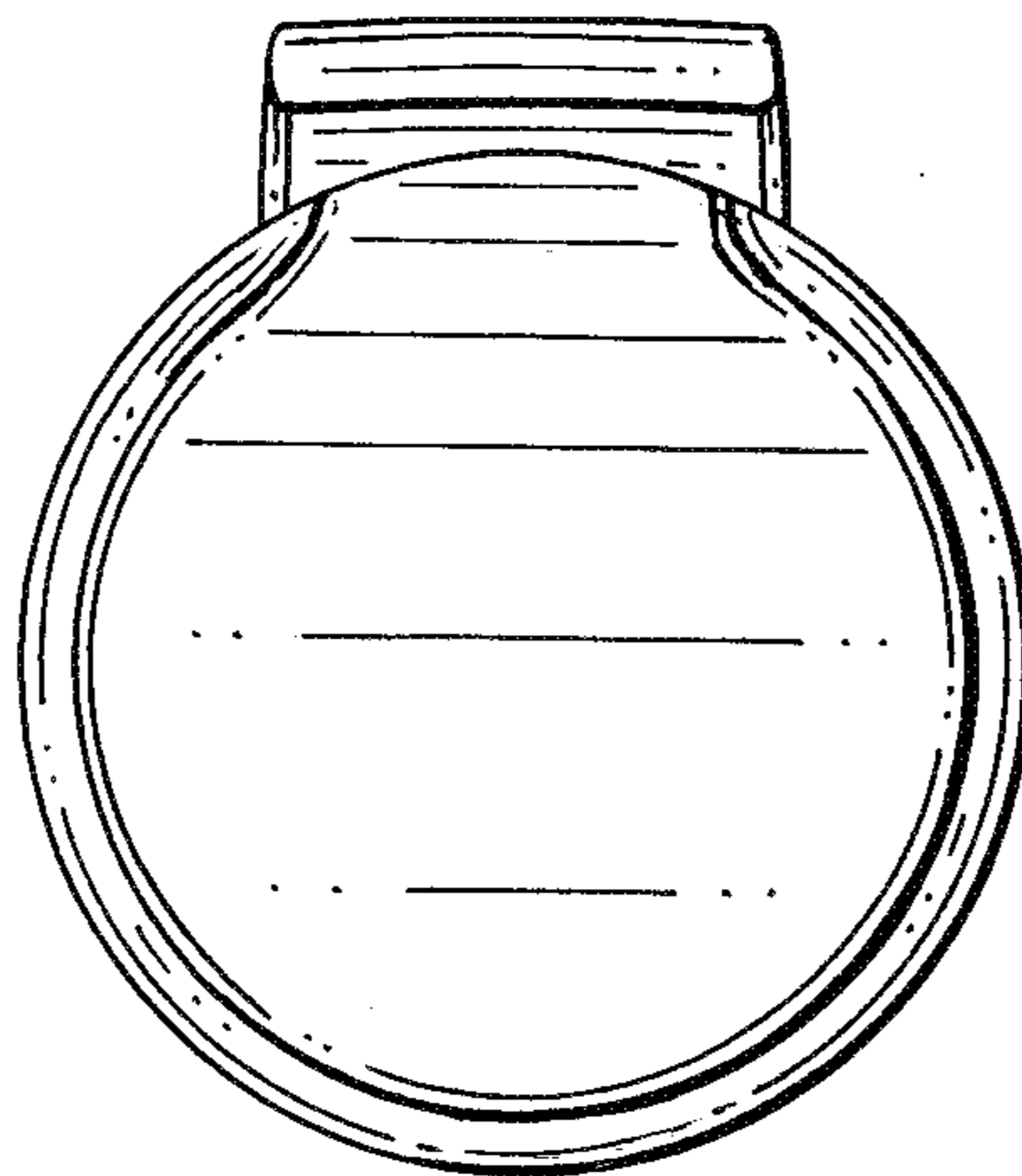


FIG. 5

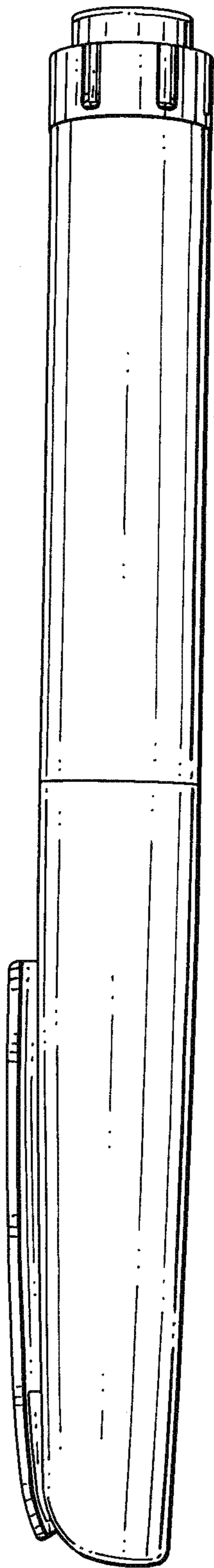


FIG. 6

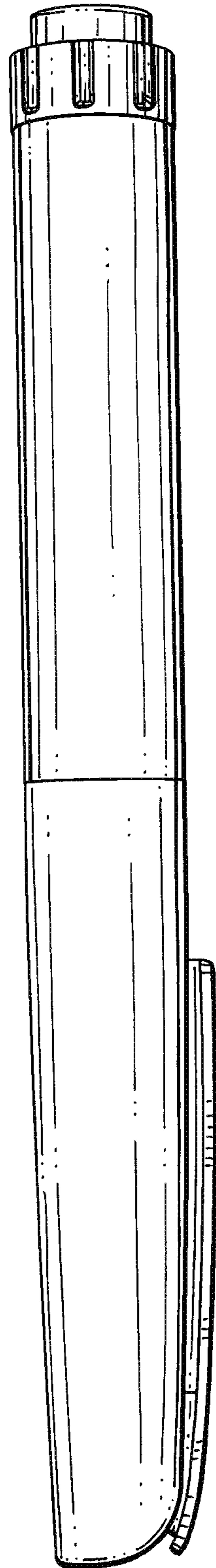


FIG. 7