



US00D687536S

(12) **United States Design Patent**  
**Guarraia et al.**

(10) **Patent No.:** **US D687,536 S**

(45) **Date of Patent:** **\*\* Aug. 6, 2013**

(54) **INFUSION DEVICE**

(75) Inventors: **Mark Joseph Guarraia**, Cranston, RI (US); **Margaux Frances Boyaval**, Warwick, RI (US); **Ryan James Shafer**, Whitinsville, MA (US)

(73) Assignee: **Becton, Dickinson and Company**, Franklin Lakes, NJ (US)

(\*\*) Term: **14 Years**

(21) Appl. No.: **29/418,277**

(22) Filed: **Apr. 13, 2012**

(51) **LOC (9) Cl.** ..... **24-01**

(52) **U.S. Cl.**  
USPC ..... **D24/108; D24/111**

(58) **Field of Classification Search**  
USPC ..... D24/108, 107, 118, 121, 129, 162, D24/164, 167, 169, 114, 111; 604/6.09, 180, 604/151, 154, 164.08, 93.01, 153, 141, 54, 604/533, 506, 19, 48, 500; D15/7, 8  
See application file for complete search history.

(56) **References Cited**

**U.S. PATENT DOCUMENTS**

3,918,355	A	11/1975	Weber	
4,490,141	A	12/1984	Lacko et al.	
D361,617	S *	8/1995	Sancoff et al.	D24/129
D430,288	S *	8/2000	Mason et al.	D24/111
D461,241	S *	8/2002	Moberg et al.	D24/111
D461,891	S *	8/2002	Moberg	D24/111
D479,325	S	9/2003	Tyce	
D479,598	S	9/2003	Tyce	
D479,746	S	9/2003	Tyce	
D576,267	S *	9/2008	Mogensen et al.	D24/108
7,713,258	B2	5/2010	Adams et al.	
7,794,427	B2 *	9/2010	Estes et al.	604/151
D629,503	S *	12/2010	Caffey et al.	D24/108
7,922,708	B2 *	4/2011	Estes et al.	604/500
7,927,306	B2 *	4/2011	Cross et al.	604/151

7,976,493	B2 *	7/2011	Carter et al.	604/67
8,128,597	B2 *	3/2012	Cross et al.	604/151
8,172,803	B2	5/2012	Morrissey et al.	
8,221,359	B2	7/2012	Kristensen et al.	
8,262,618	B2	9/2012	Scheurer	

(Continued)

**OTHER PUBLICATIONS**

U.S. Appl. No. 29/405,929, filed Nov. 8, 2011.

(Continued)

*Primary Examiner* — Ian Simmons

*Assistant Examiner* — Eleni H Aldridge

(74) *Attorney, Agent, or Firm* — Roylance, Abrams, Berdo and Goodman, L.L.P.

(57) **CLAIM**

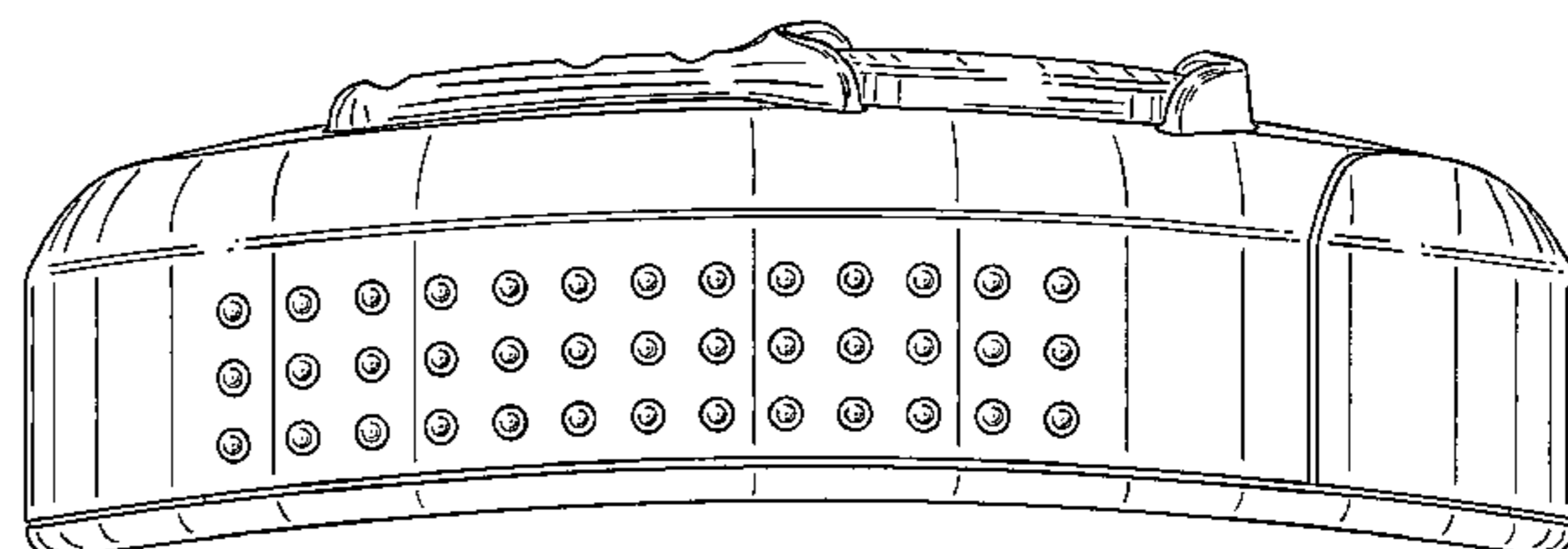
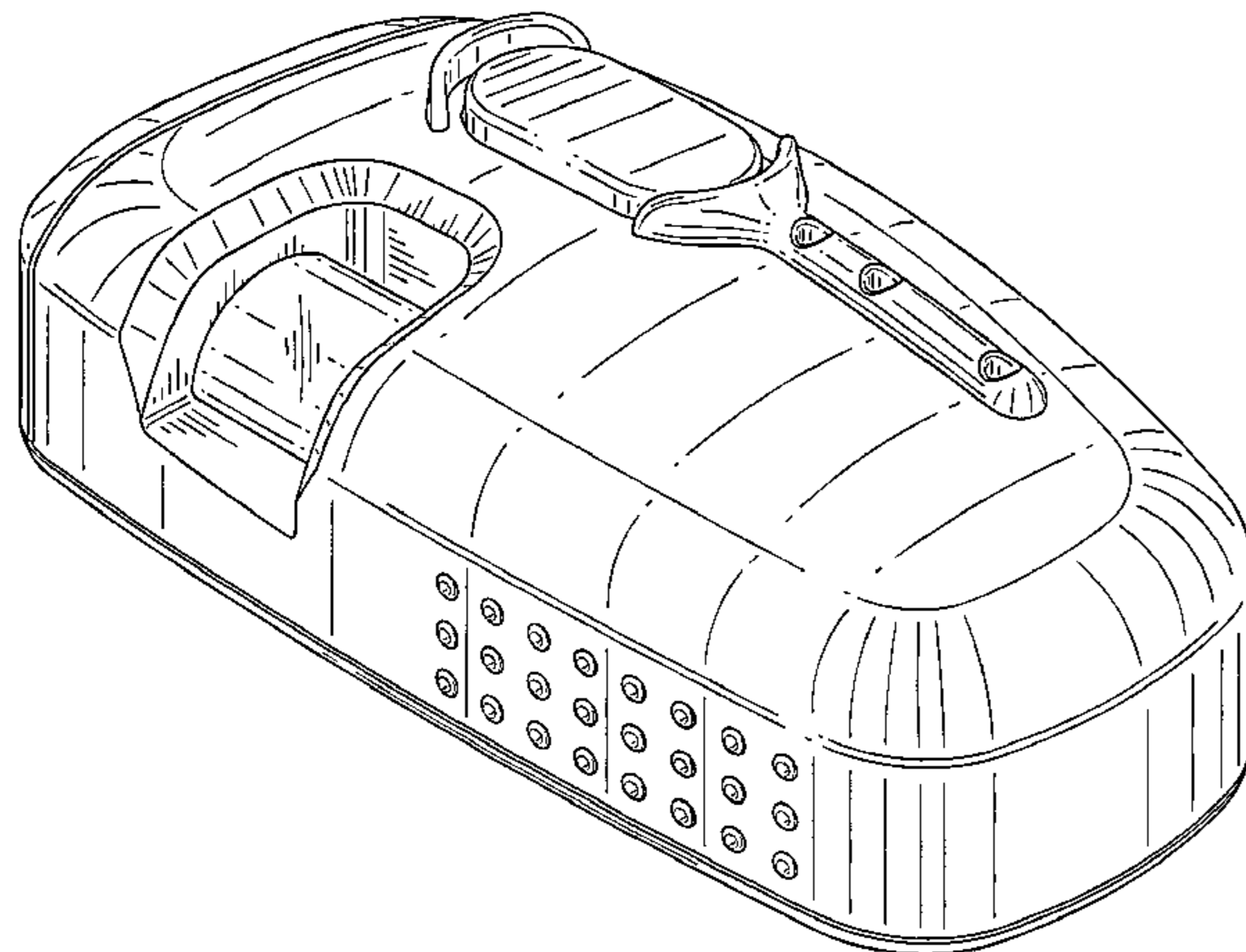
The ornamental design for an infusion device, as shown and described.

**DESCRIPTION**

FIG. 1 is a perspective view of an infusion device showing our new design;  
FIG. 2 is a top view of the infusion device shown in FIG. 1;  
FIG. 3 is a left side elevational view of the infusion device shown in FIG. 1;  
FIG. 4 is a front elevational view of the infusion device shown in FIG. 1;  
FIG. 5 is a rear elevational view of the infusion device shown in FIG. 1;  
FIG. 6 is a right side elevational view of the infusion device shown in FIG. 1; and,  
FIG. 7 is a bottom view of the infusion device shown in FIG. 1.

The broken line showing of two rounded features in FIG. 7 is for the purpose of illustrating portions of the article and forms no part of the claim.

**1 Claim, 4 Drawing Sheets**



# US D687,536 S

Page 2

## U.S. PATENT DOCUMENTS

D669,165	S *	10/2012	Estes et al. ....	D24/111	2010/0049129	A1	2/2010	Yokoi et al.
8,277,415	B2	10/2012	Mounce et al.		2010/0160902	A1	6/2010	Aeschlimann et al.
8,285,328	B2	10/2012	Caffey et al.		2010/0286714	A1	11/2010	Gyrn et al.
8,287,467	B2	10/2012	List et al.		2010/0291588	A1	11/2010	McDevitt et al.
8,287,516	B2	10/2012	Kornerup et al.		2010/0298830	A1	11/2010	Browne et al.
8,306,596	B2	11/2012	Schurman et al.		2012/0053560	A1 *	3/2012	Kawamura ..... 604/500
8,310,415	B2	11/2012	McLaughlin et al.		2012/0253282	A1	10/2012	Nagel et al.
8,313,468	B2	11/2012	Geipel et al.		2012/0259185	A1	10/2012	Yodfat et al.
2004/0044306	A1	3/2004	Lynch et al.		2012/0265034	A1	10/2012	Wisniewski et al.
2005/0101912	A1	5/2005	Faust et al.		2012/0277554	A1	11/2012	Schurman et al.
2006/0001551	A1	1/2006	Kraft et al.		2012/0277667	A1	11/2012	Yodat et al.
2006/0173410	A1	8/2006	Moberg et al.		2012/0277724	A1	11/2012	Larsen et al.
2007/0093754	A1	4/2007	Mogensen et al.		2012/0283540	A1	11/2012	Brüggemann
2007/0219496	A1	9/2007	Kamen et al.		2012/0291778	A1	11/2012	Nagel et al.
2008/0103483	A1	5/2008	Johnson et al.		2012/0293328	A1	11/2012	Blomquist
2008/0319414	A1	12/2008	Yodfat et al.		2012/0296269	A1	11/2012	Blomquist
2009/0012472	A1	1/2009	Ahm et al.		2012/0296310	A1	11/2012	Blomquist
2009/0198191	A1	8/2009	Chong et al.		2012/0296311	A1	11/2012	Brauker et al.
2009/0198215	A1	8/2009	Chong et al.					
2009/0240240	A1	9/2009	Hines et al.					
2009/0254041	A1	10/2009	Krag et al.					
2009/0326457	A1	12/2009	O'Connor					

## OTHER PUBLICATIONS

U.S. Appl. No. 29/405,933, filed Nov. 8, 2011.  
U.S. Appl. No. 29/405,946, filed Nov. 8, 2011.

\* cited by examiner

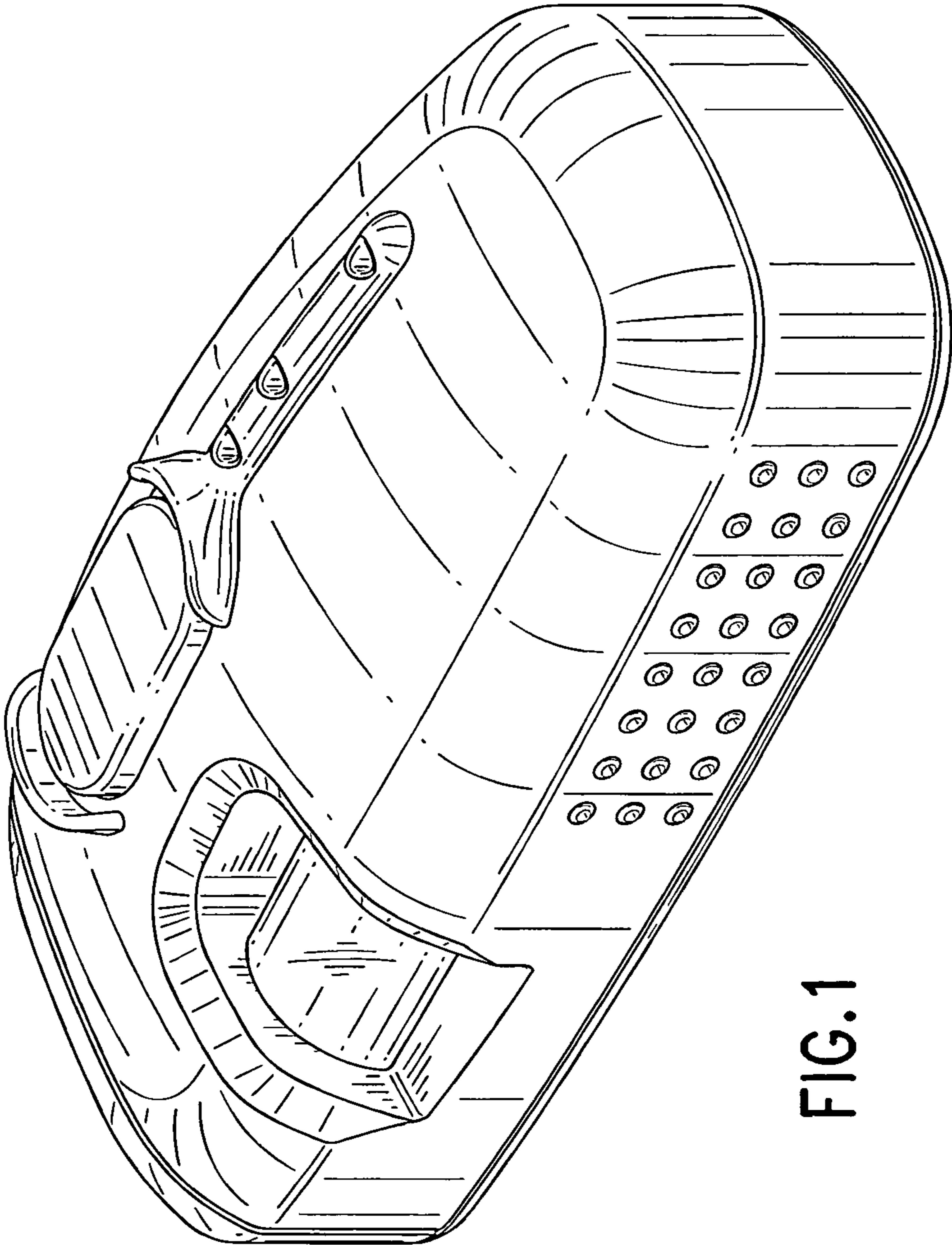


FIG. 1

FIG.2

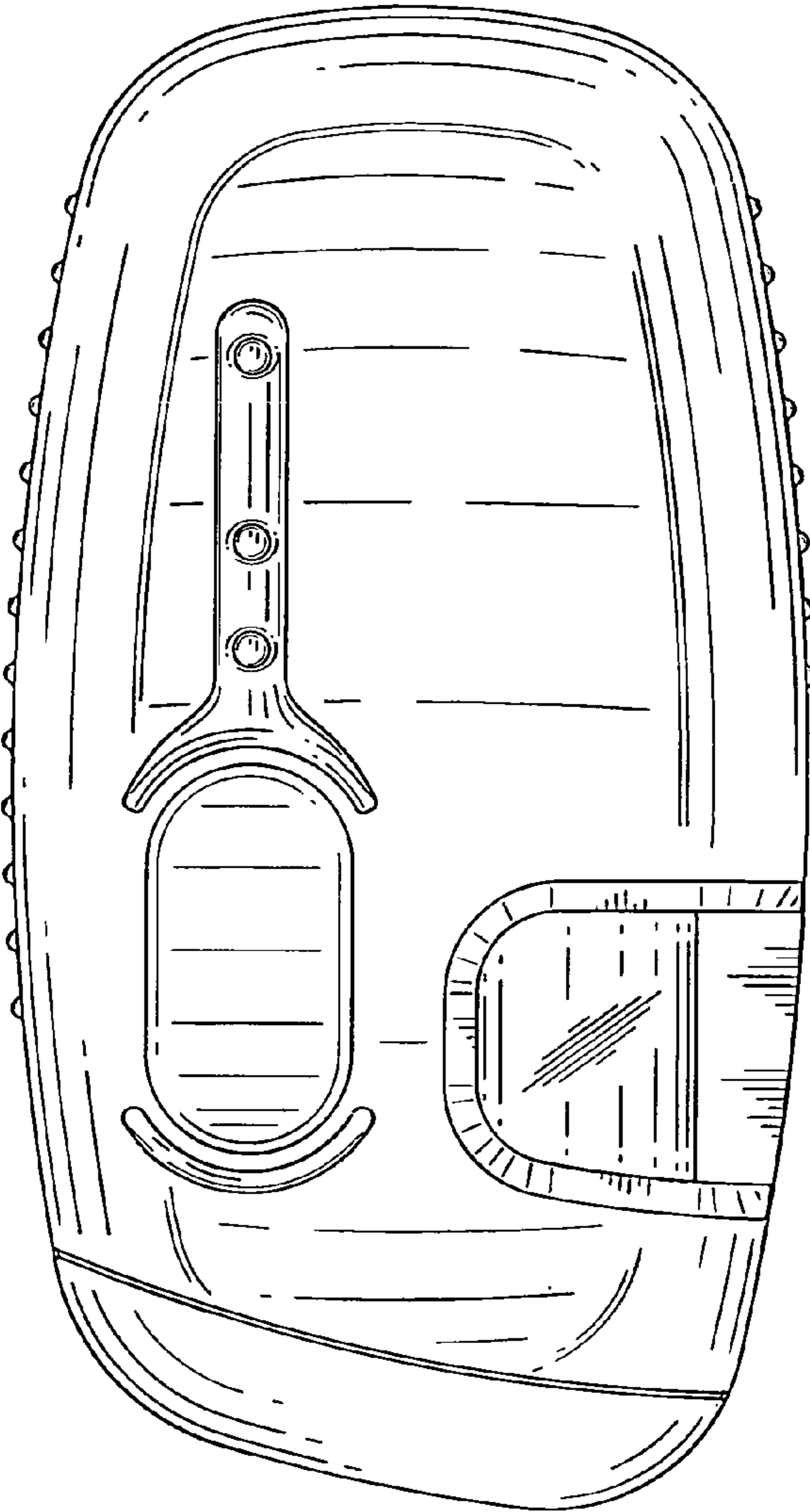



FIG.3






FIG. 4

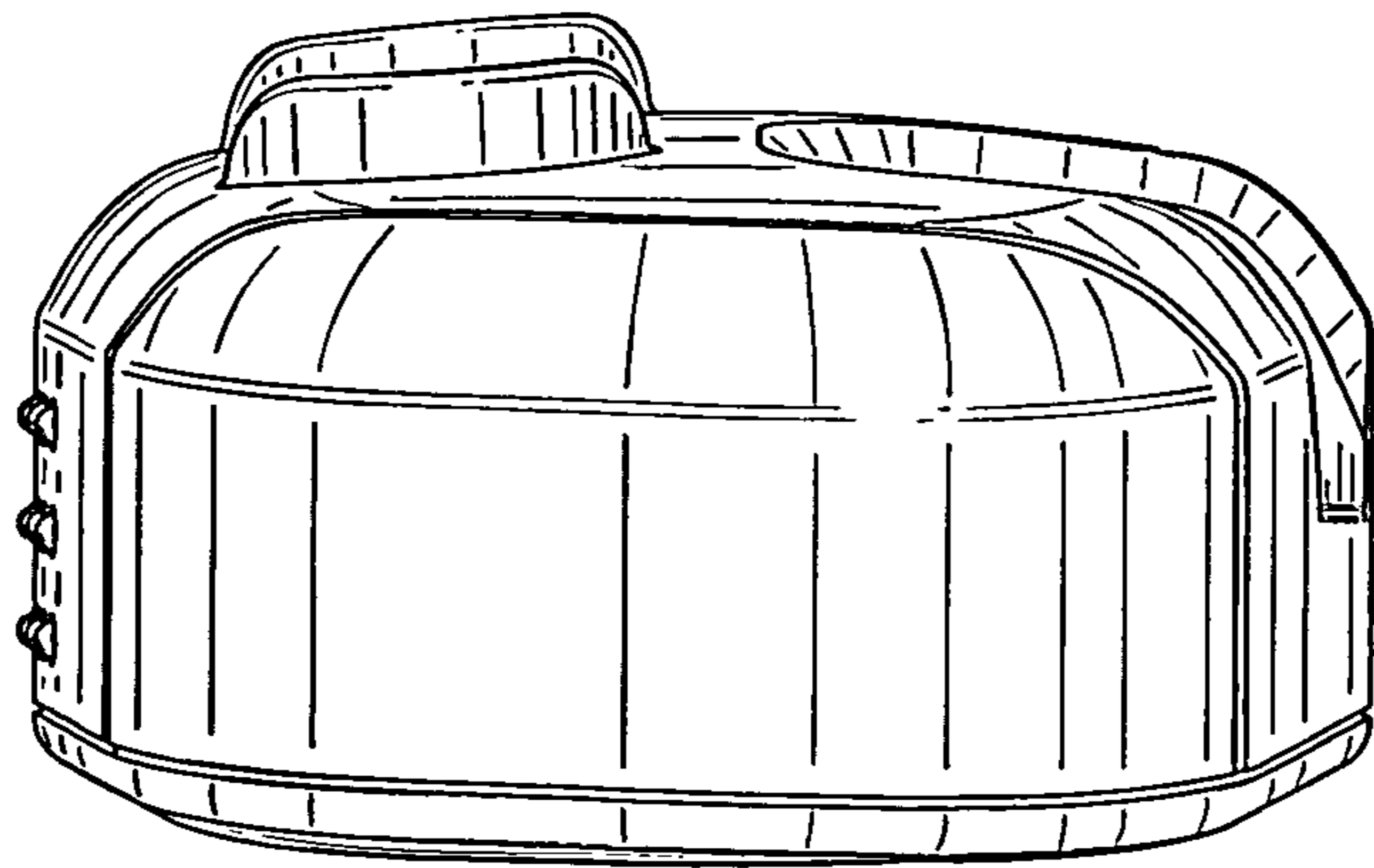


FIG. 5

FIG. 6

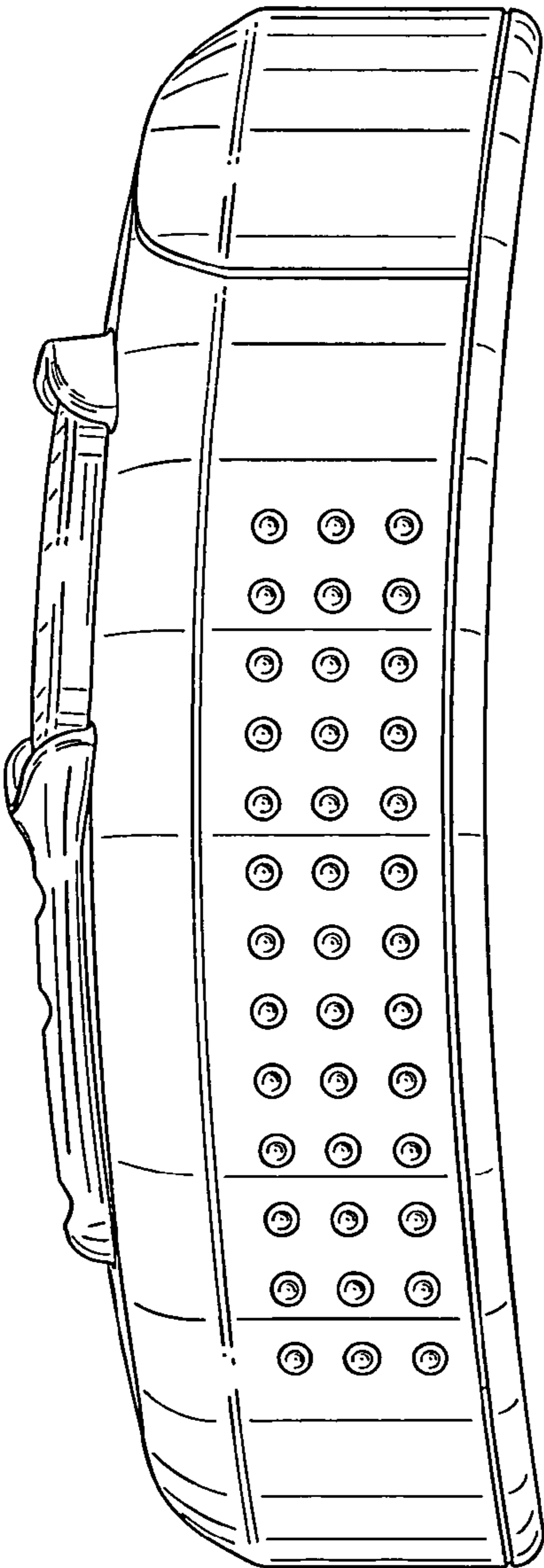


FIG. 7

