



US00D687519S

(12) **United States Design Patent**
Flowers et al.

(10) **Patent No.:** **US D687,519 S**

(45) **Date of Patent:** **** Aug. 6, 2013**

(54) **HANDLE**

(71) Applicant: **Grohe AG**, Hemer (DE)

(72) Inventors: **Paul Flowers**, Duesseldorf (DE); **Jochen Allard**, Menden (DE)

(73) Assignee: **Grohe AG**, Hemer (DE)

(**) Term: **14 Years**

(21) Appl. No.: **29/436,244**

(22) Filed: **Nov. 2, 2012**

(30) **Foreign Application Priority Data**

May 2, 2012 (EM) 002036111-0013

(51) **LOC (9) Cl.** **23-01**

(52) **U.S. Cl.**
USPC **D23/252**

(58) **Field of Classification Search**
USPC D23/238-243, 250, 252; 4/675-678;
137/801

See application file for complete search history.

(56) **References Cited**

U.S. PATENT DOCUMENTS

D486,558 S * 2/2004 Blomstrom D23/252

D523,114 S * 6/2006 Schaffeld et al. D23/249
D580,015 S * 11/2008 Yamaguchi et al. D23/238
D630,303 S * 1/2011 Romero D23/252
D674,881 S * 1/2013 Kwok D23/252

* cited by examiner

Primary Examiner — Robert Delehanty

(74) *Attorney, Agent, or Firm* — Muncy, Geissler, Olds & Lowe, PLLC

(57) **CLAIM**

The ornamental design for a handle, as shown and described.

DESCRIPTION

FIG. 1 is a left side elevational view of a handle of the present invention.

FIG. 2 is a right side elevational view of the handle of FIG. 1.

FIG. 3 is a front elevational view of the handle of FIG. 1.

FIG. 4 is a rear elevational view of the handle of FIG. 1.

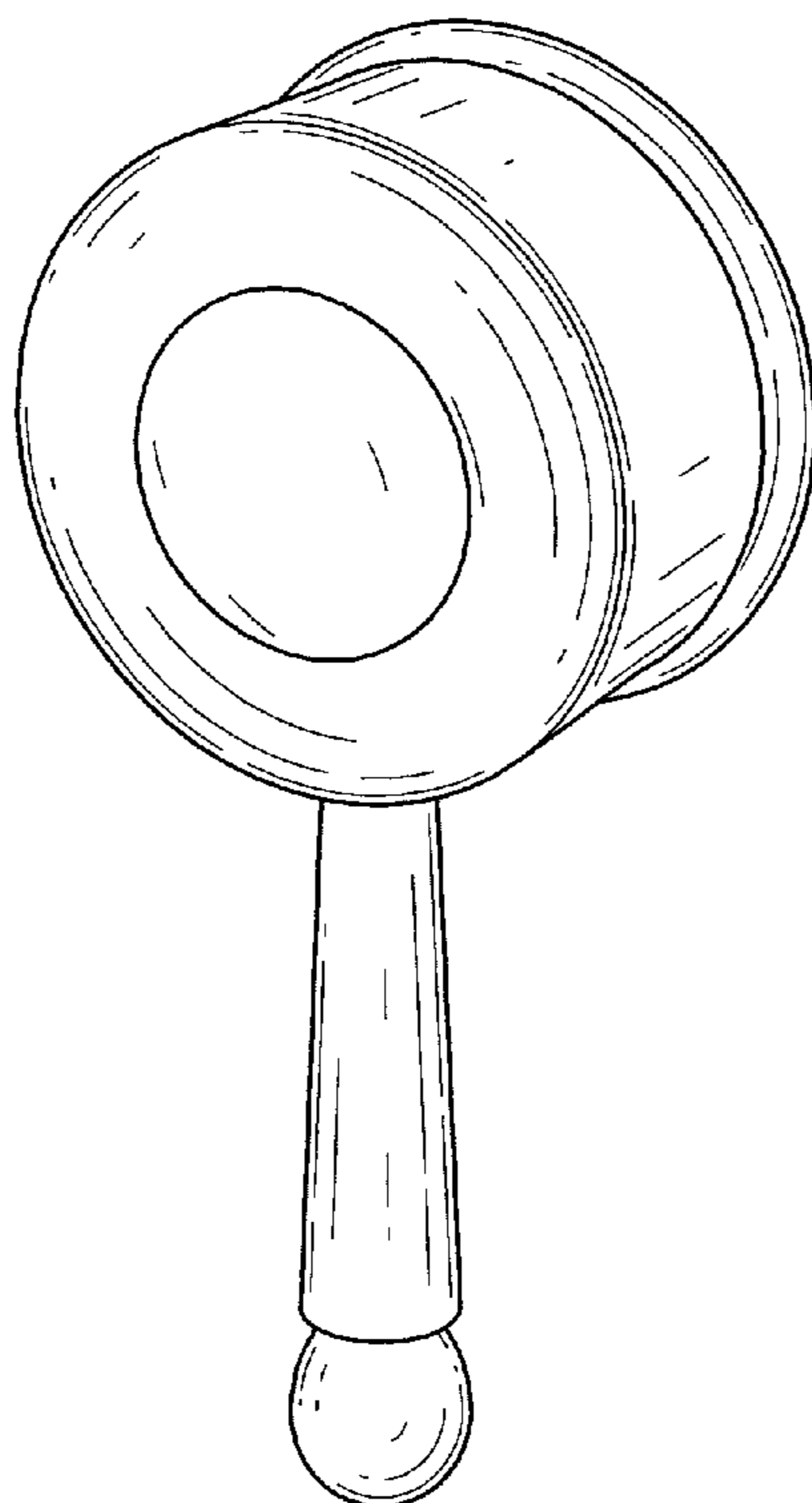
FIG. 5 is a top plan view of the handle of FIG. 1.

FIG. 6 is a bottom plan view of the handle of FIG. 1; and,

FIG. 7 is a perspective view of the handle of FIG. 1.

The dashed lines illustrate environment that does not form a part of the present invention, and no claim is made to the material illustrated with dashed lines.

1 Claim, 6 Drawing Sheets






FIG. 1




FIG.2

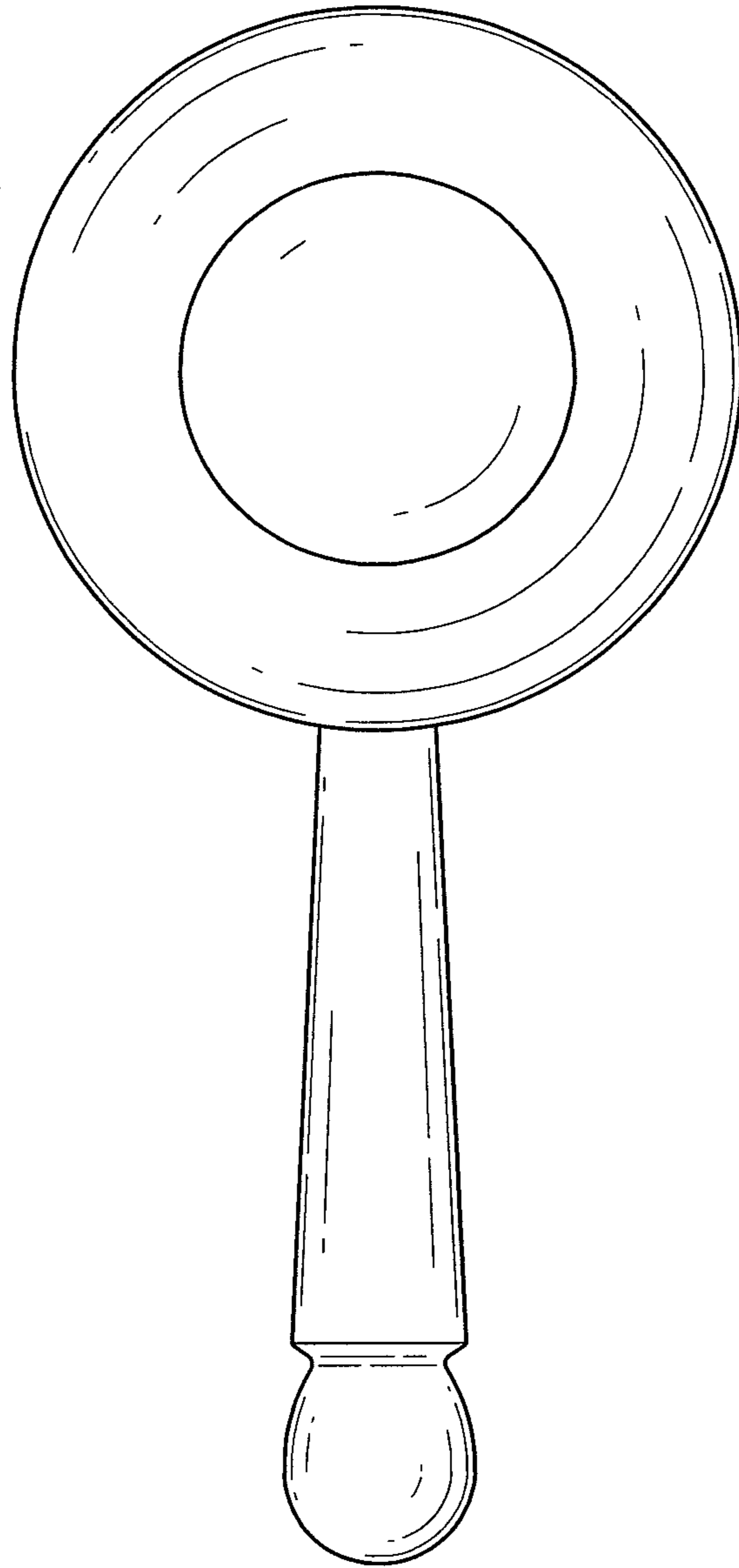


FIG.3

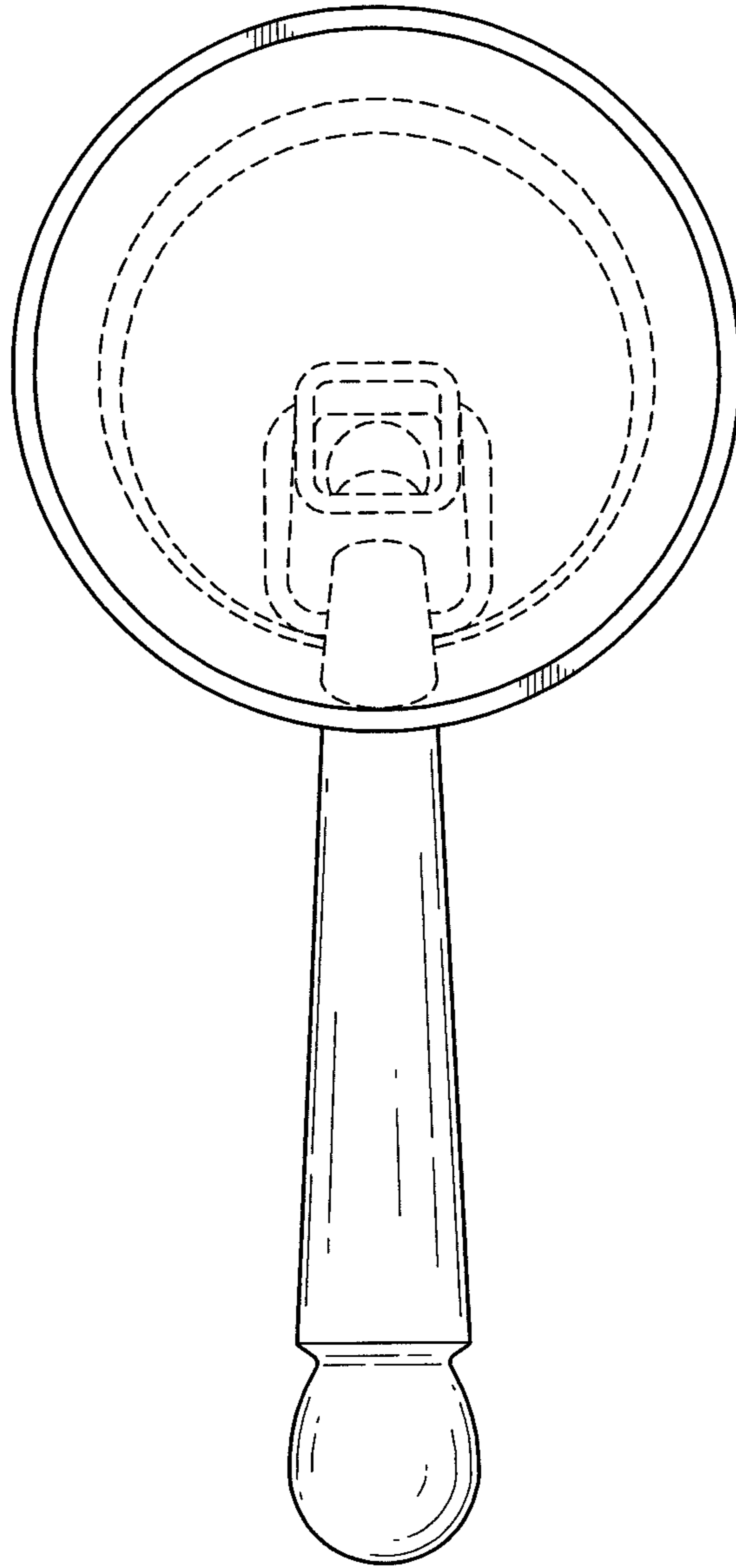


FIG.4




FIG. 5




FIG. 6

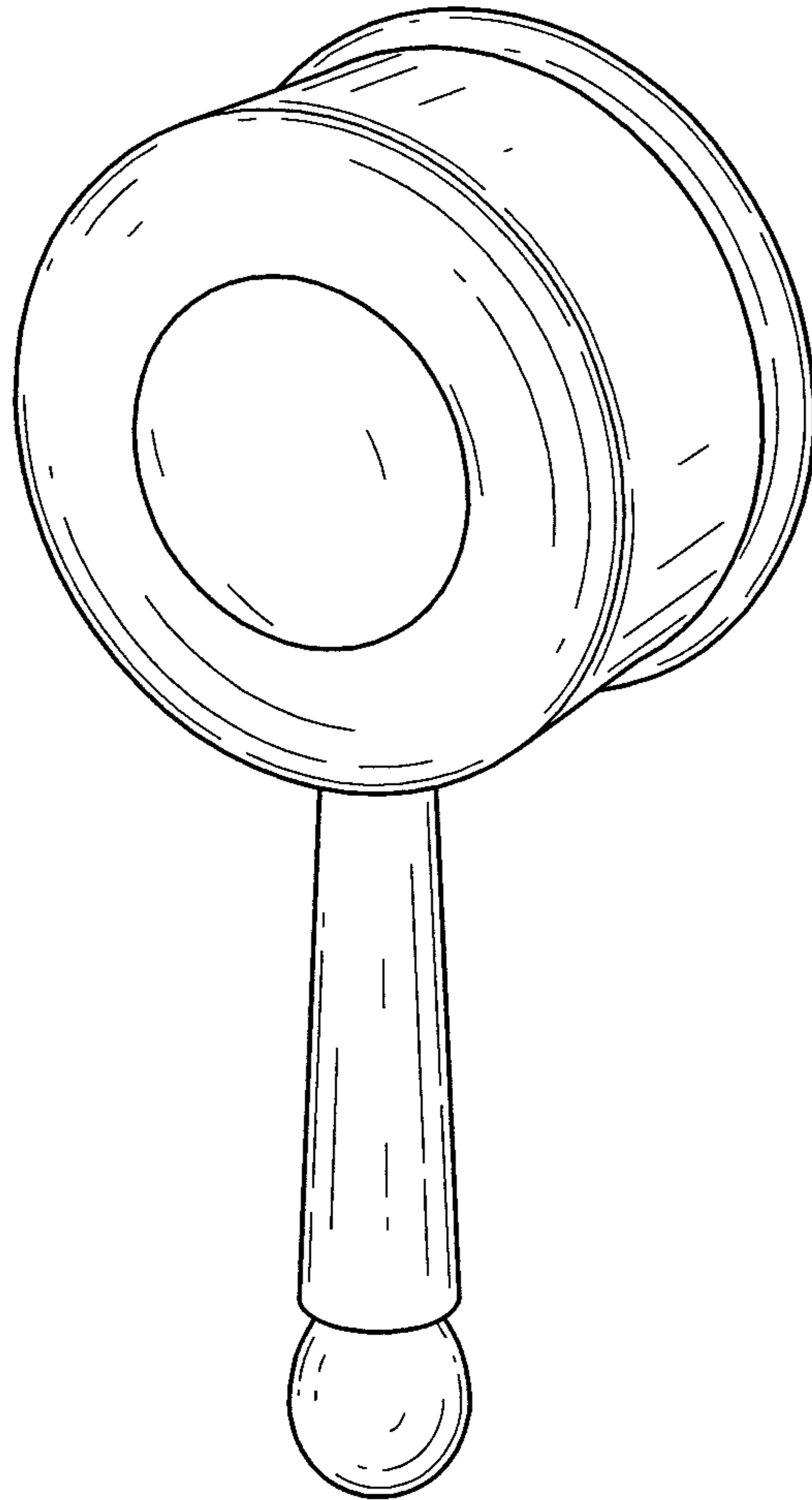


FIG.7