



US00D687493S

(12) **United States Design Patent**
Rippinger

(10) **Patent No.:** **US D687,493 S**

(45) **Date of Patent:** **** Aug. 6, 2013**

(54) **WRITING BOARD**

(71) Applicant: **Denise Rippinger**, Schaumburg, IL (US)

(72) Inventor: **Denise Rippinger**, Schaumburg, IL (US)

(73) Assignee: **Health Environment Art Services, Inc.**,
Arlington Heights, IL (US)

(**) Term: **14 Years**

(21) Appl. No.: **29/438,702**

(22) Filed: **Dec. 1, 2012**

(51) **LOC (9) Cl.** **19-06**

(52) **U.S. Cl.**
USPC **D19/52**

(58) **Field of Classification Search**

USPC D6/300, 306, 310; D14/128, 336,
D14/371, 374; D19/52; D20/10, 27, 39,
D20/40; 40/581, 584, 611.01, 611.06;
312/230; 434/408, 410, 415

See application file for complete search history.

(56) **References Cited**

U.S. PATENT DOCUMENTS

3,478,997	A *	11/1969	Goss	248/488
3,665,628	A *	5/1972	Dammond	40/792
3,866,343	A *	2/1975	Frost et al.	40/585
3,924,307	A *	12/1975	Tate	24/543
3,969,838	A *	7/1976	Moore	40/611.06

D250,504	S *	12/1978	Kliot	D6/300
4,187,630	A *	2/1980	Giulie et al.	40/790
5,058,300	A *	10/1991	Ernest et al.	40/611.12
D364,507	S *	11/1995	Schwartz	D6/300
D476,818	S *	7/2003	Stravitz	D6/300
6,802,145	B2 *	10/2004	Sparkowski	40/617
7,055,275	B1 *	6/2006	Teza et al.	40/735
7,954,267	B2 *	6/2011	Anzalone	40/756
8,046,945	B2 *	11/2011	Radcliffe	40/737

* cited by examiner

Primary Examiner — Elizabeth Albert

(74) *Attorney, Agent, or Firm* — Justin Lampel

(57) **CLAIM**

The ornamental design for a writing board, as shown and described.

DESCRIPTION

FIG. 1 is a front perspective view of the writing board wherein the insert is present;

FIG. 2 is a front perspective view of the writing board wherein the insert is removed;

FIG. 3 is a front plan view of the writing board wherein the insert is removed;

FIG. 4 is a back plan view of the writing board;

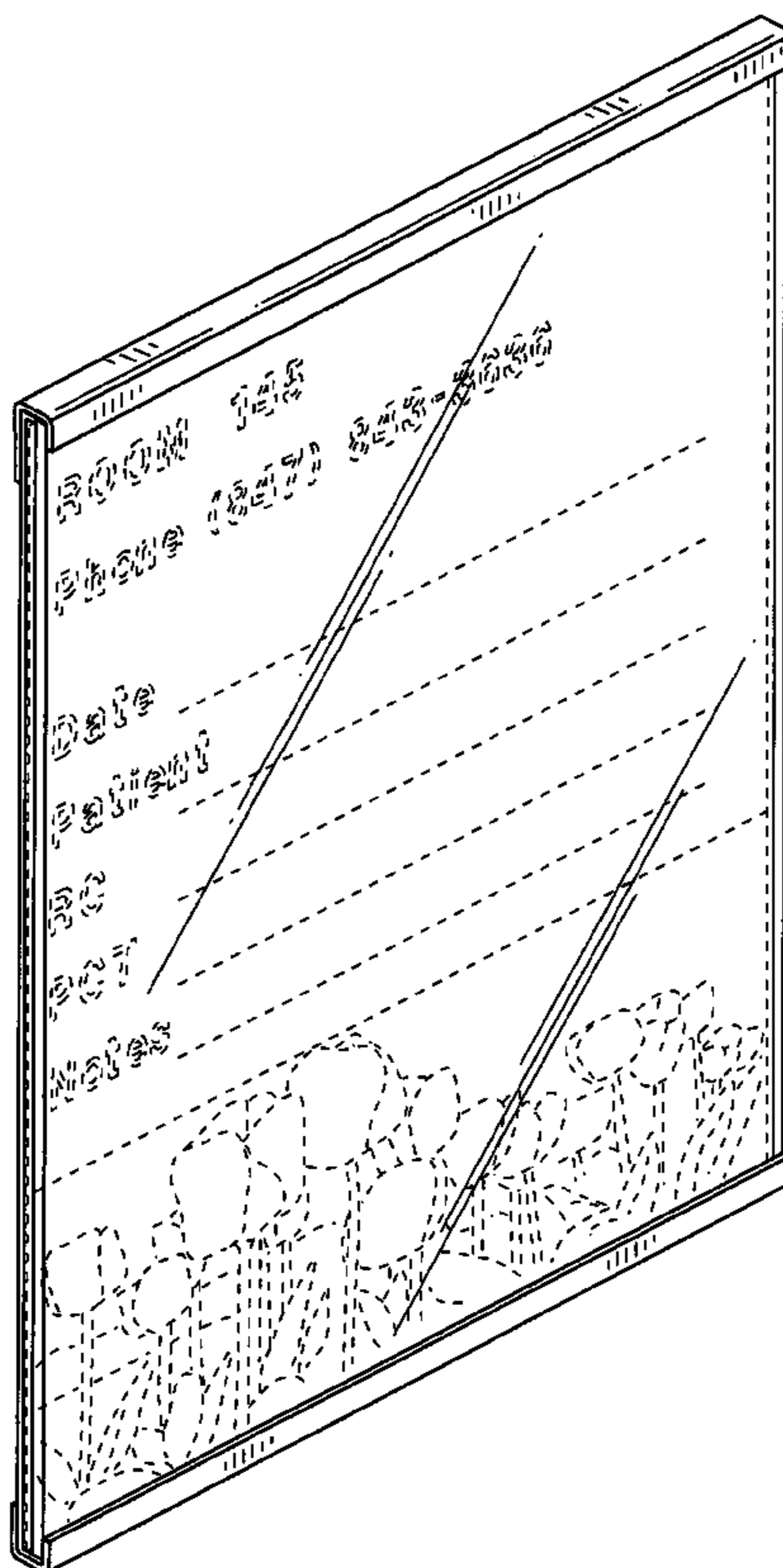
FIG. 5 is a top view of the writing board;

FIG. 6 is a bottom view of the writing board; and,

FIG. 7 is a side view of the writing board.

The broken lines showing the insert in FIG. 1 are included for the purpose of showing an article that forms no part of the claimed design.

1 Claim, 6 Drawing Sheets



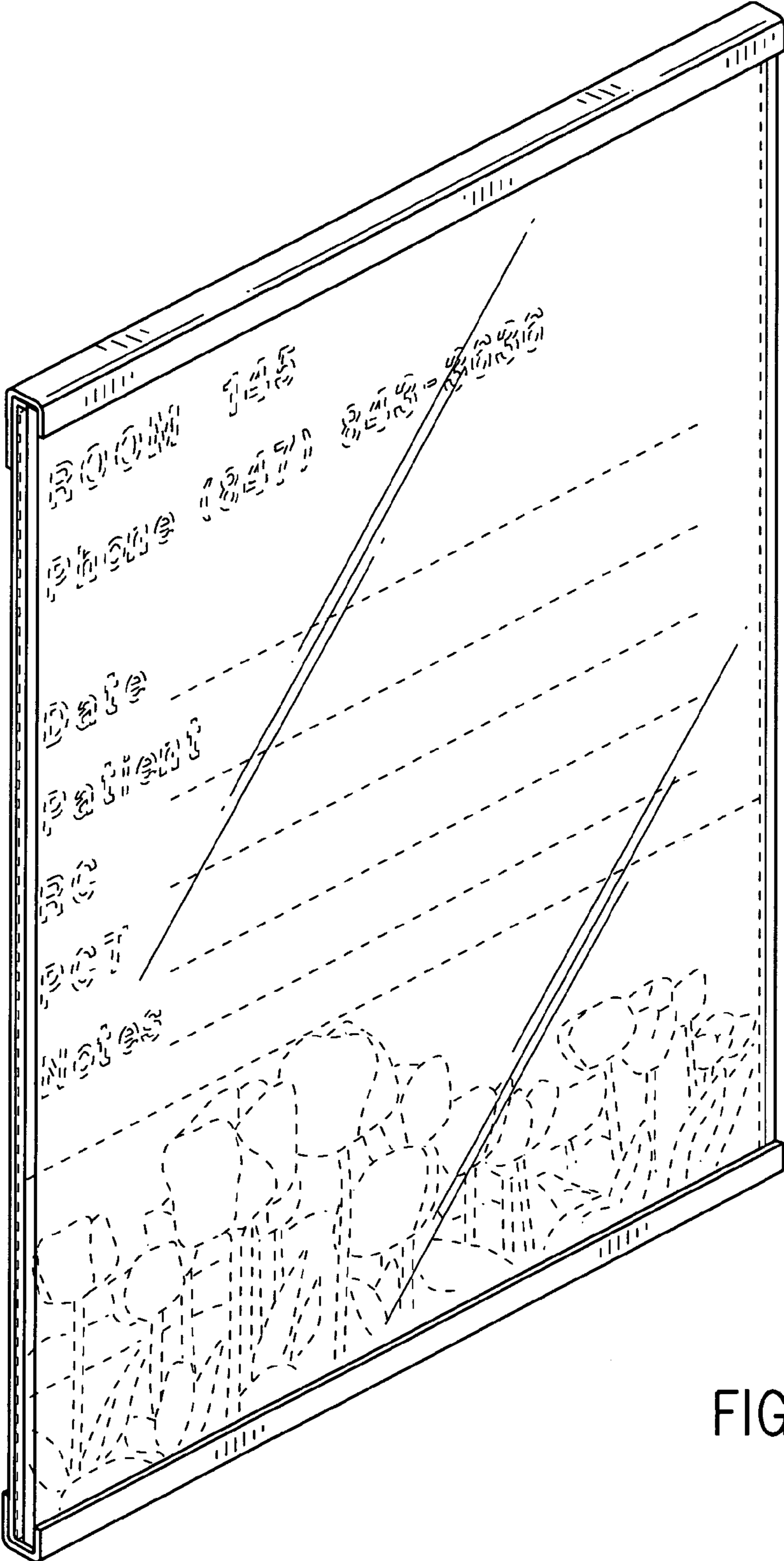


FIG. 1

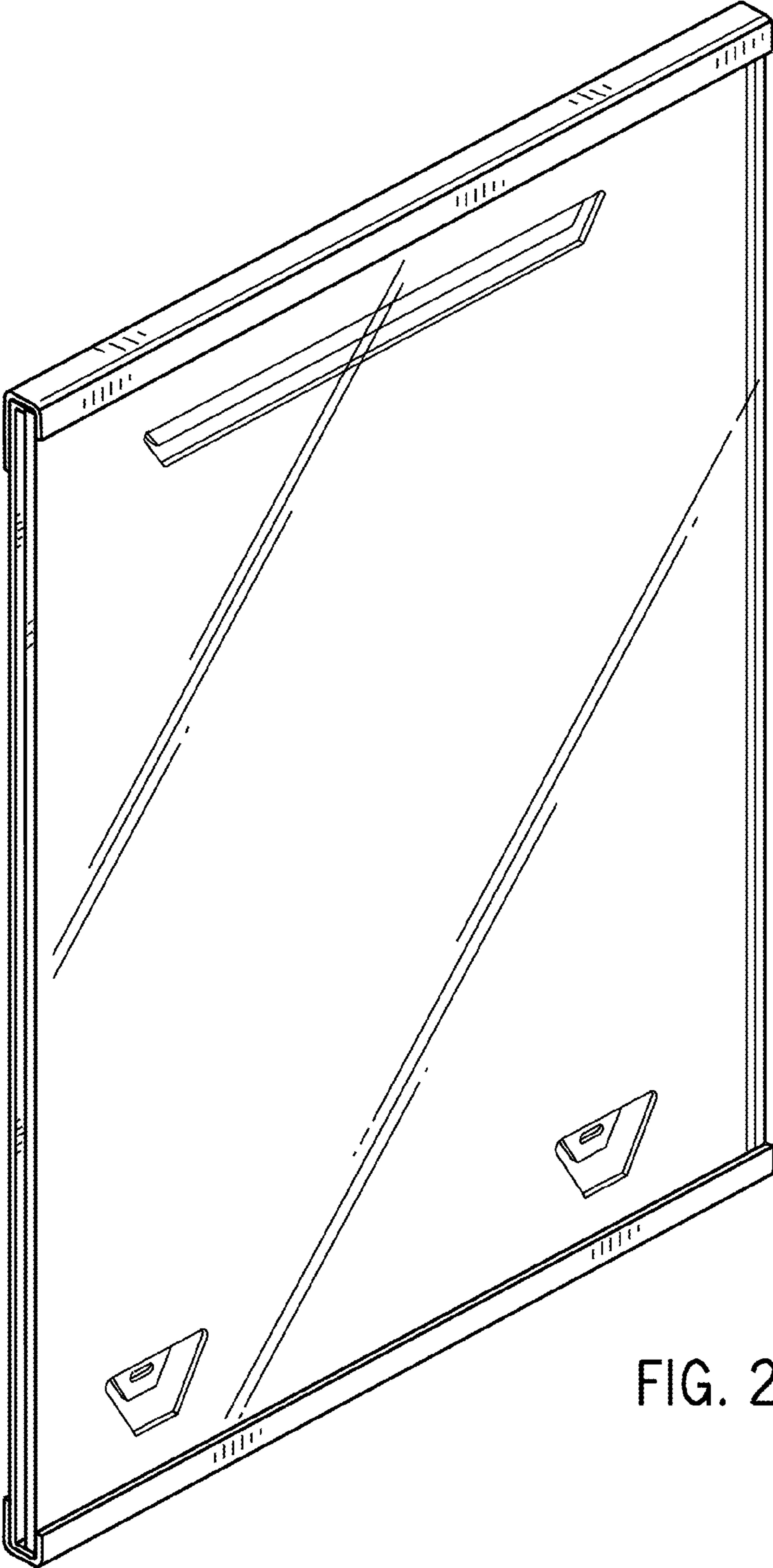


FIG. 2




FIG. 3

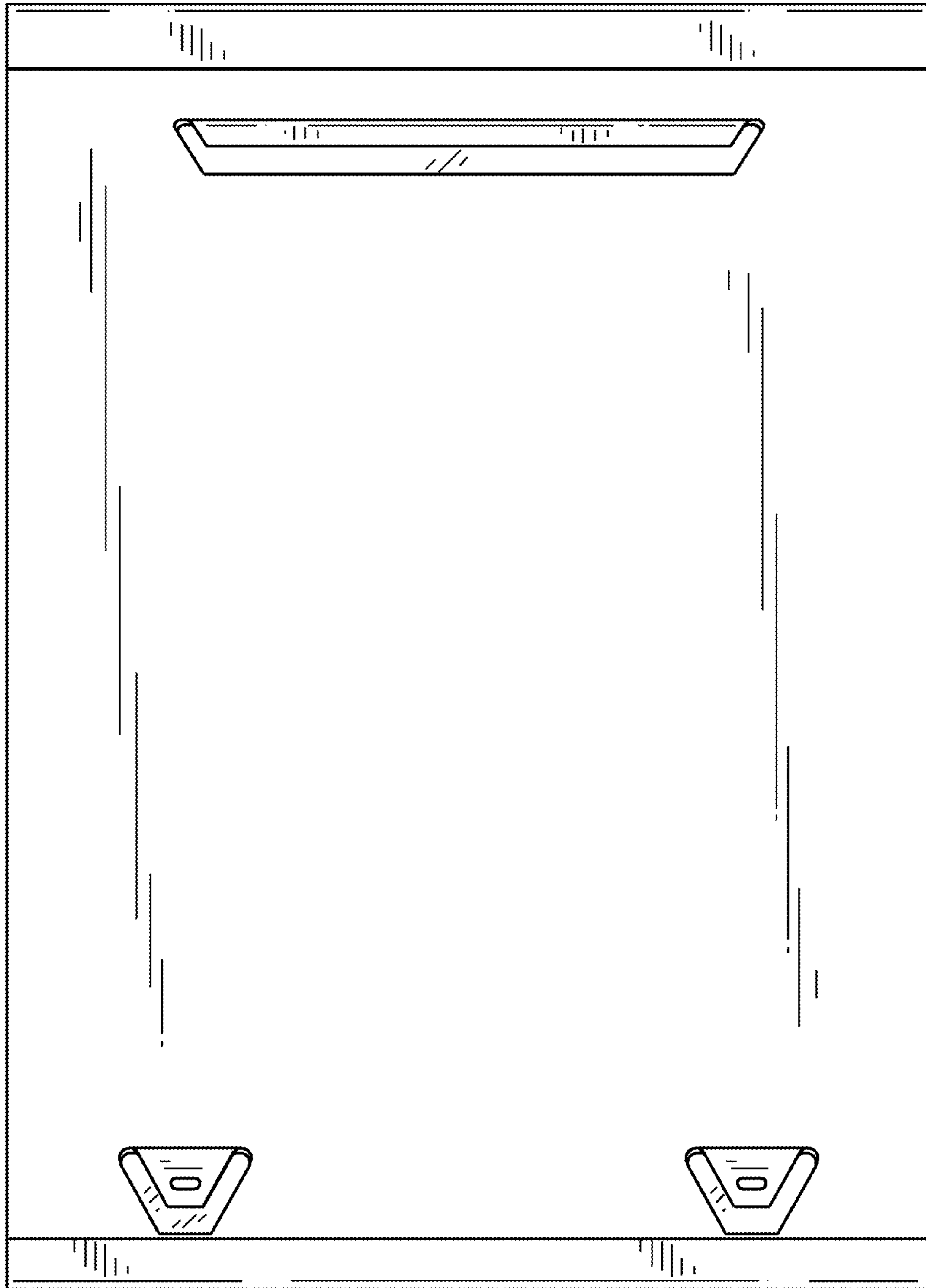


FIG. 4

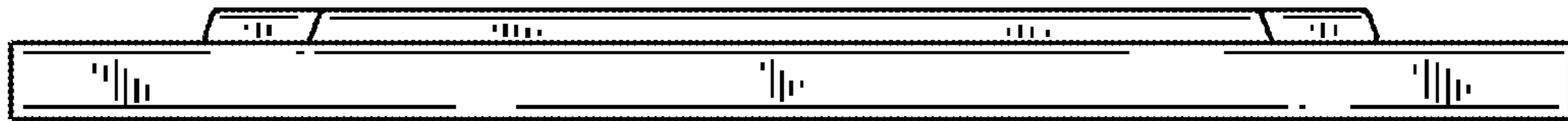


FIG. 5

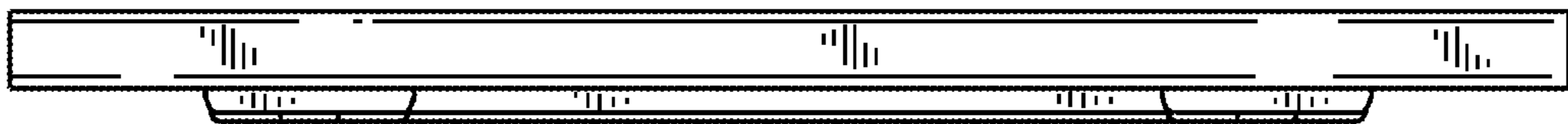


FIG. 6

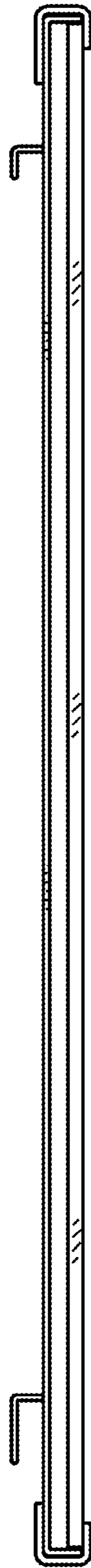


FIG. 7