



US00D687492S

(12) **United States Design Patent**
Zander

(10) **Patent No.:** **US D687,492 S**

(45) **Date of Patent:** **** Aug. 6, 2013**

(54) **WRITING INSTRUMENT**

(75) Inventor: **Jan Zander**, Hamburg (DE)

(73) Assignee: **Montblanc-Simplo GmbH**, Hamburg (DE)

(**) Term: **14 Years**

(21) Appl. No.: **29/411,979**

(22) Filed: **Jan. 27, 2012**

(30) **Foreign Application Priority Data**

Jul. 29, 2011 (WO) DM/076 660

(51) **LOC (9) Cl.** **19-06**

(52) **U.S. Cl.**
USPC **D19/47**

(58) **Field of Classification Search**
USPC .. D14/411; D19/35, 36, 41-51, 54-58; 24/11
F, 11 P, 11 R; 401/52, 99-109, 192, 195,
401/196; D28/7, 76, 88; D5/58, 59, 60, 61,
D5/62, 63

See application file for complete search history.

(56) **References Cited**

U.S. PATENT DOCUMENTS

- D9,317 S * 5/1876 Dicker D19/50
- D63,874 S * 2/1924 Cleeland D19/46
- D84,341 S * 6/1931 Herrold D5/59
- D89,221 S * 2/1933 Solomon D5/63
- D94,983 S * 3/1935 Morrison D19/48
- D100,373 S * 7/1936 Hill D19/49
- D100,963 S * 8/1936 Molyneux D19/49
- D100,966 S * 8/1936 Molyneux D19/49

- D101,258 S * 9/1936 Smith D19/50
- D102,799 S * 1/1937 Parker D19/48
- D102,800 S * 1/1937 Parker D19/48
- D120,899 S * 6/1940 Saulsbury D19/48
- D392,833 S * 3/1998 Haban D6/603
- D452,625 S * 1/2002 Chang D6/491
- D472,924 S * 4/2003 Pan D19/49
- D627,392 S * 11/2010 Graff D19/47
- D641,403 S * 7/2011 Parmigiani D19/47
- D643,631 S * 8/2011 Lee D5/58
- D655,469 S * 3/2012 Millar et al. D32/40
- D655,922 S * 3/2012 Lee D5/60

* cited by examiner

Primary Examiner — Elizabeth Albert

(74) *Attorney, Agent, or Firm* — Young & Thompson


(57) **CLAIM**

The ornamental design for a writing instrument, as shown and described.

DESCRIPTION

FIG. 1 is a front elevation view of a writing instrument showing the new design;
 FIG. 2 is a rear elevation view thereof;
 FIG. 3 is a top plan view thereof;
 FIG. 4 is a bottom plan view thereof;
 FIG. 5 is an enlarged left side elevation view thereof;
 FIG. 6 is an enlarged right side elevation view thereof; and,
 FIG. 7 is a rear, left side, and top perspective view thereof.
 The broken lines showing the top, middle band, bottom and clip in FIGS. 1-7 are included for the purpose of showing portions of the writing instrument that form no part of the claimed design.

1 Claim, 4 Drawing Sheets



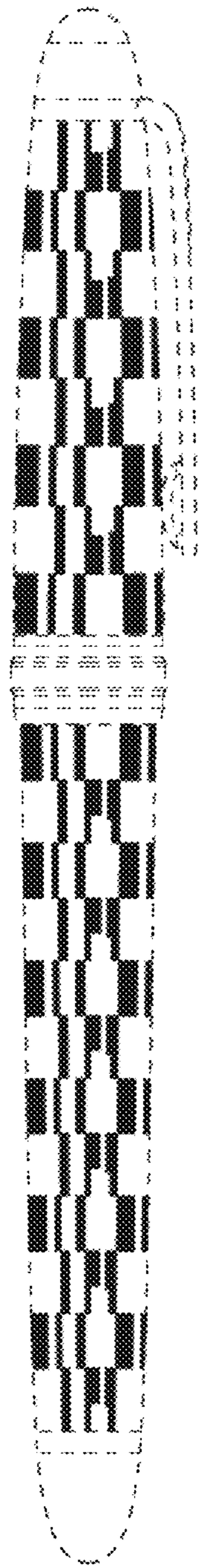


Fig.1




Fig.2




Fig.3




Fig.4

Fig.5

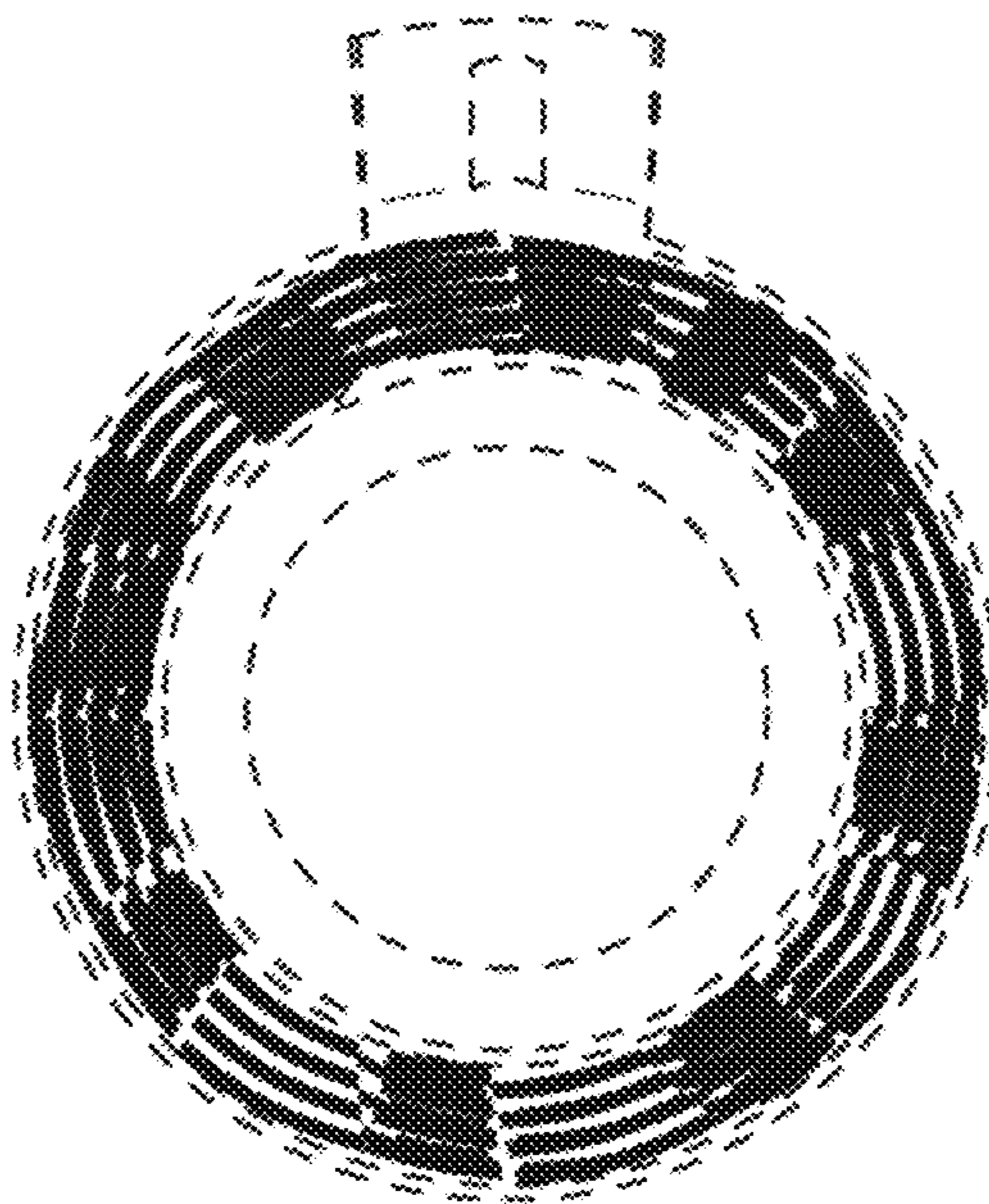
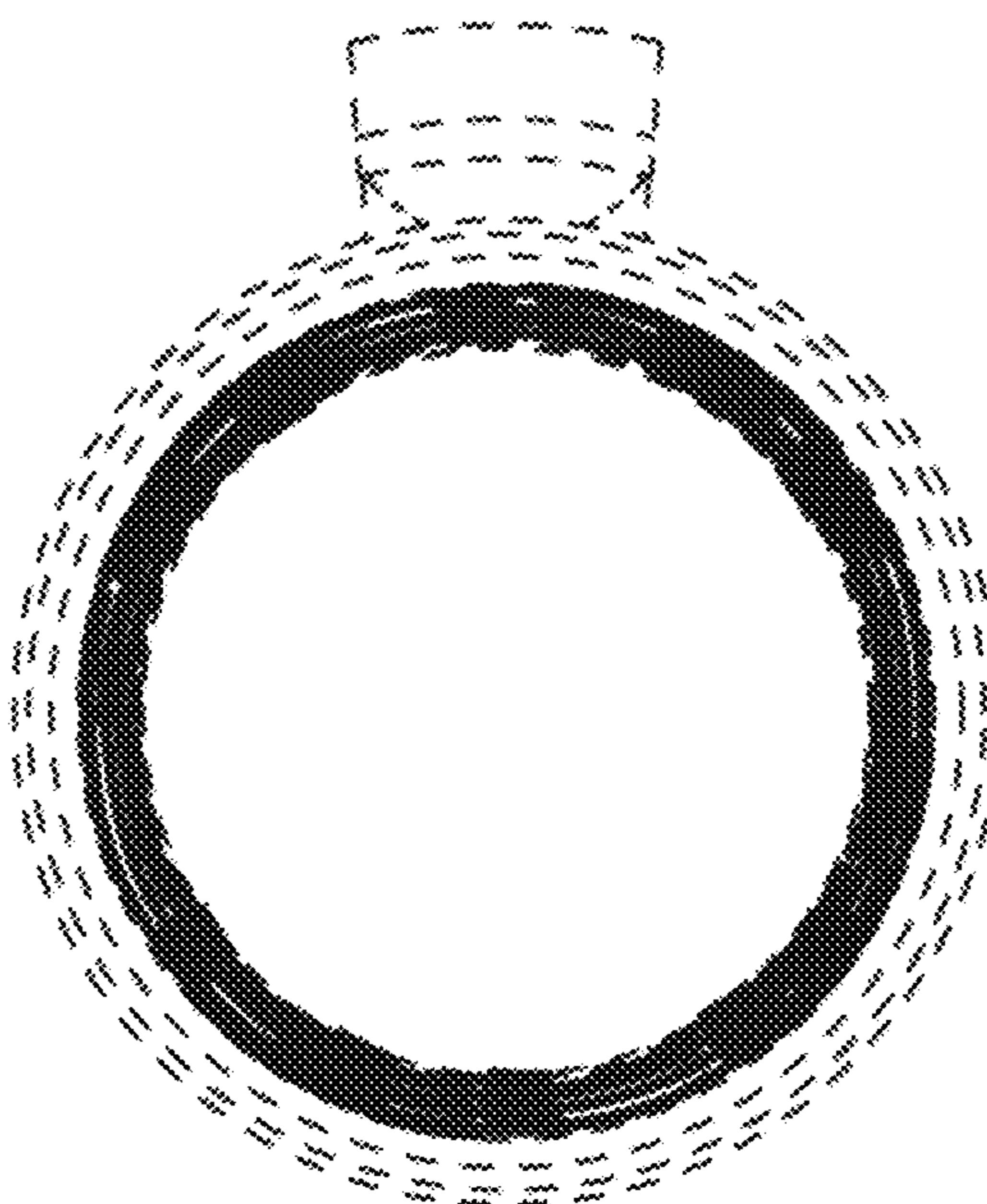


Fig.6






Fig.7