

US00D687486S

(12) **United States Design Patent**
Worthington et al.

(10) **Patent No.:** **US D687,486 S**
(45) **Date of Patent:** **** Aug. 6, 2013**

(54) **CARD**

(75) Inventors: **Jody L. Worthington**, San Francisco, CA (US); **Anne E. Clark**, San Francisco, CA (US); **Mariam B. Naficy**, San Francisco, CA (US); **Sean M. McLucas**, San Francisco, CA (US); **Maverick S. Lee**, Richmond Hill (CA); **Timothy Chan**, San Francisco, CA (US)

(73) Assignee: **Minted Inc.**, San Francisco, CA (US)

(**) Term: **14 Years**

(21) Appl. No.: **29/410,613**

(22) Filed: **Jan. 10, 2012**

(51) **LOC (9) Cl.** **19-01**

(52) **U.S. Cl.**
USPC **D19/1**

(58) **Field of Classification Search**
USPC D19/1-12; 40/124.01-124.15, 661, 40/726, 776, 1.5, 672, 617, 360, 625; 283/70, 283/72, 74-75, 105, 56, 80-82, 61, 79, 97-98, 283/62, 117; D20/22, 27, 40; 281/2, 10, 12; 428/42.1; 235/380, 435, 382, 436, 449, 454, 235/462.1, 468-469; 229/92.8

See application file for complete search history.

(56) **References Cited**

U.S. PATENT DOCUMENTS

D145,528	S	*	9/1946	Little	D19/8
D396,055	S	*	7/1998	Ritchey	D19/29
D457,555	S	*	5/2002	Stephens-D'Angelo	D19/1
				et al.	D19/2
D482,723	S	*	11/2003	Grier	D19/2
D495,736	S	*	9/2004	Scharf	D19/2
D568,780	S	*	5/2008	Adams	D11/132
D580,488	S	*	11/2008	Estevez	D19/2
D610,194	S	*	2/2010	Herrenbruck	D19/1
D626,174	S	*	10/2010	Ortiz et al.	D19/6
D658,230	S	*	4/2012	Segal et al.	D19/2

* cited by examiner

Primary Examiner — Caron D Veynar

Assistant Examiner — Abraham Bahta

(74) *Attorney, Agent, or Firm* — Jones Day


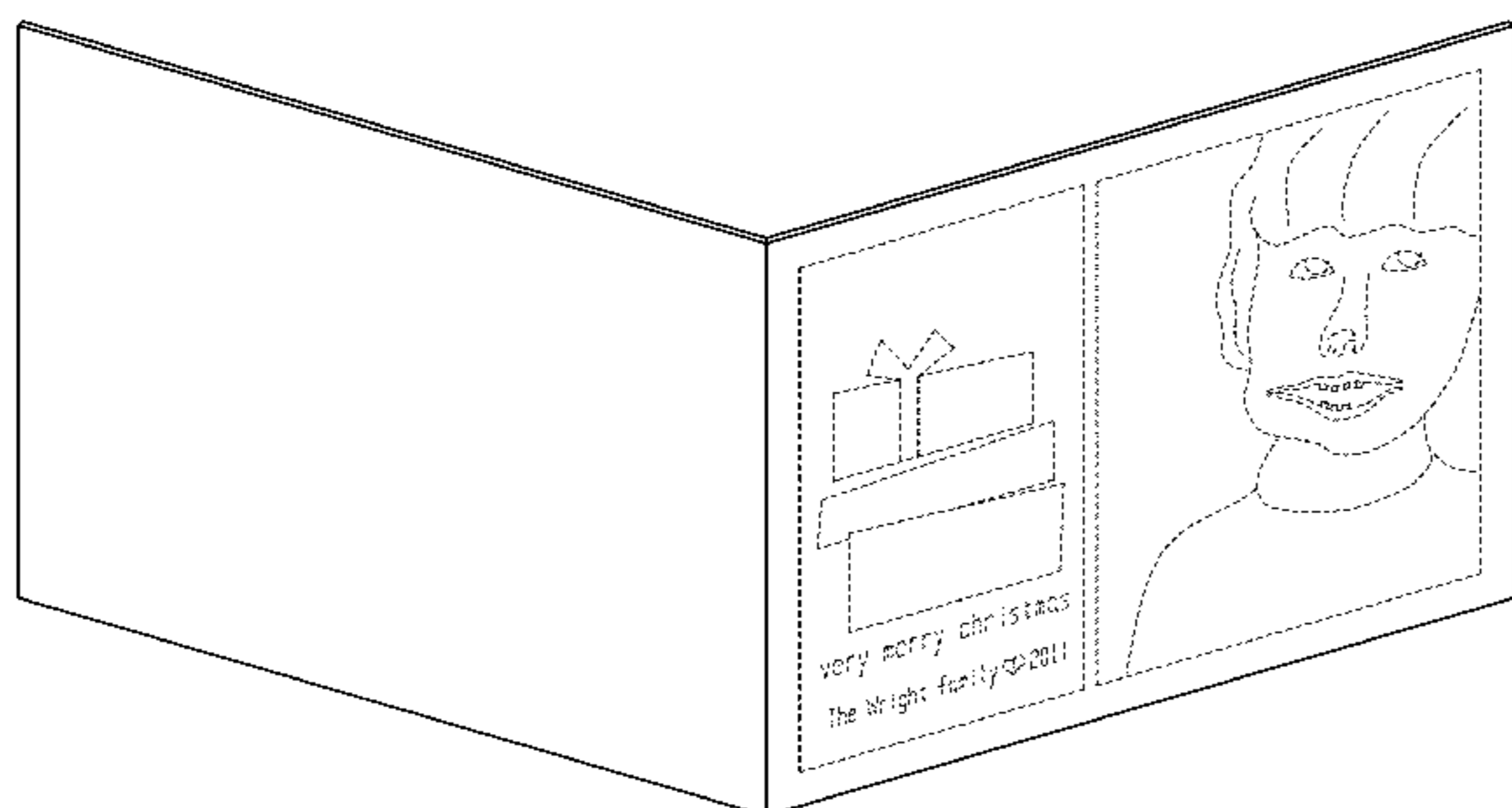
(57) **CLAIM**

The ornamental design for a card, as shown and described.

DESCRIPTION

FIG. 1 is a perspective view of the card, with the card in semi-open position showing our new design;
FIG. 2 is a rear perspective view of the card, with the card in semi-open position;
FIG. 3 is a plan view of an outer surface of the card, with the card in an open position; and,
FIG. 4 is a plan view of an inner surface of the card, with the card in the open position.
Broken lines in the figures are for illustrative purposes only and form no part of the claimed design. Broken lines are used to portray, for example, all text in FIGS. 1-4.

1 Claim, 4 Drawing Sheets



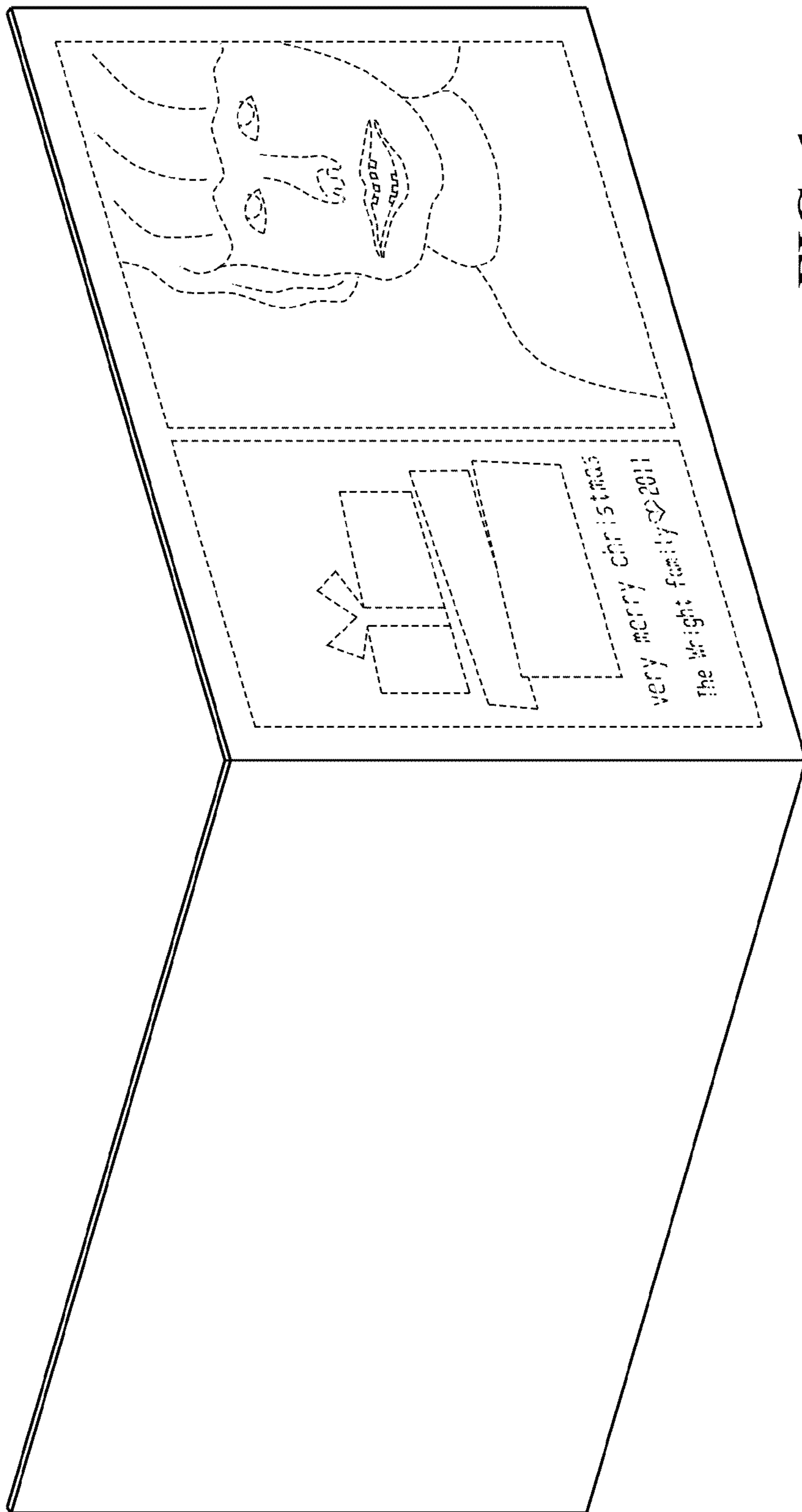


FIG. 1




FIG. 2

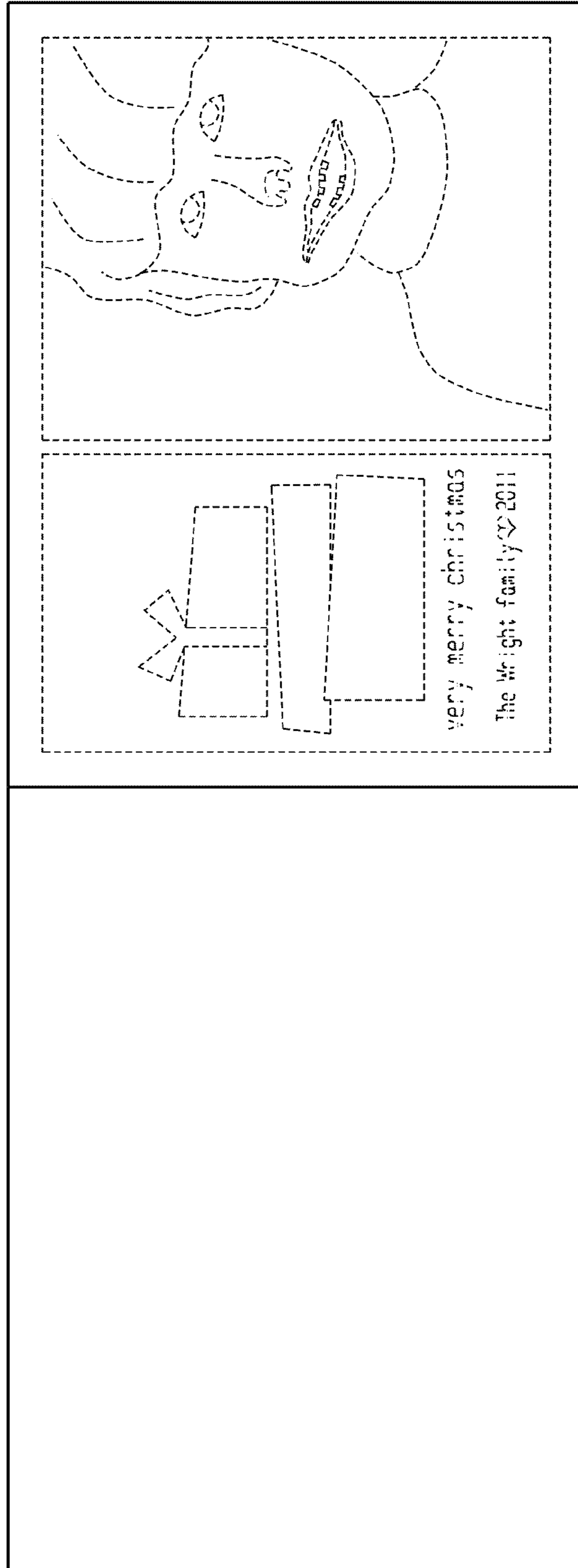


FIG. 3

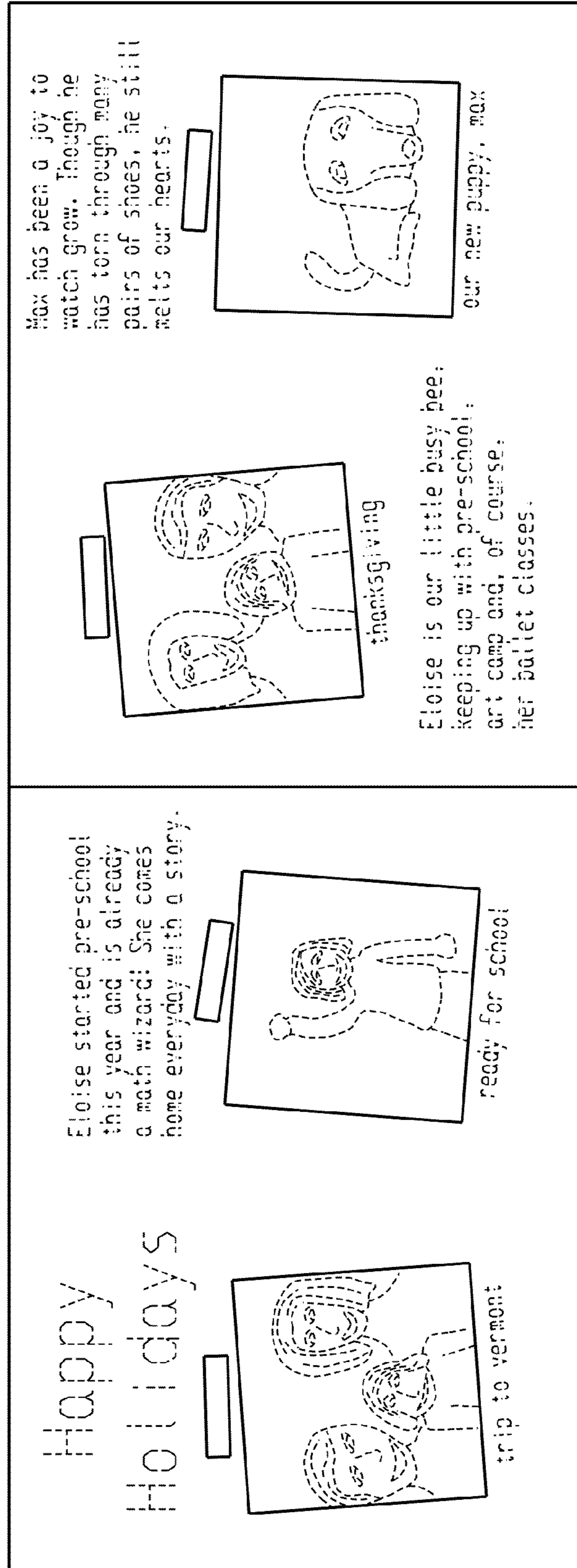


FIG. 4