



US00D687451S

(12) **United States Design Patent**
Ghadge

(10) **Patent No.:** **US D687,451 S**

(45) **Date of Patent:** **** Aug. 6, 2013**

(54) **COMPUTER DISPLAY WITH EXPANDED ROAD MAP CONTROL GRAPHICAL USER INTERFACE**

(75) Inventor: **Nishant Ghadge**, Bangalore (IN)

(73) Assignee: **SAP AG**, Walldorf (DE)

(**) Term: **14 Years**

(21) Appl. No.: **29/390,870**

(22) Filed: **Apr. 29, 2011**

(51) **LOC (9) Cl.** **14-04**

(52) **U.S. Cl.**
USPC **D14/486**

(58) **Field of Classification Search**
USPC D14/485-495; 715/773, 753, 810,
715/769, 779, 766, 274, 751, 752, 740, 837,
715/786, 785; 709/203, 217
See application file for complete search history.

(56) **References Cited**

U.S. PATENT DOCUMENTS

D454,139 S *	3/2002	Feldcamp	D14/486
D491,956 S *	6/2004	Ombao et al.	D14/487
D526,653 S *	8/2006	McDougall et al.	D14/485
D527,736 S *	9/2006	McDougall et al.	D14/485
D546,341 S *	7/2007	Viegers et al.	D14/487
D547,321 S *	7/2007	Viegers et al.	D14/487
D557,271 S *	12/2007	Armendariz	D14/487

D576,173 S *	9/2008	Oshiro et al.	D14/486
D587,725 S *	3/2009	Krieter et al.	D14/486
D594,467 S *	6/2009	Kase	D14/488
D601,572 S *	10/2009	Wall et al.	D14/486
D632,699 S *	2/2011	Judy et al.	D14/486
D644,649 S *	9/2011	Fullington et al.	D14/485
D653,672 S *	2/2012	Friedlander	D14/487
D667,020 S *	9/2012	MacKenzie et al.	D14/486
D677,685 S *	3/2013	Simmons et al.	D14/486

* cited by examiner

Primary Examiner — Kevin Rudzinski

(74) *Attorney, Agent, or Firm* — Kenyon & Kenyon LLP

(57) **CLAIM**

The ornamental design for a computer display with expanded road map control graphical user interface, as shown and described.

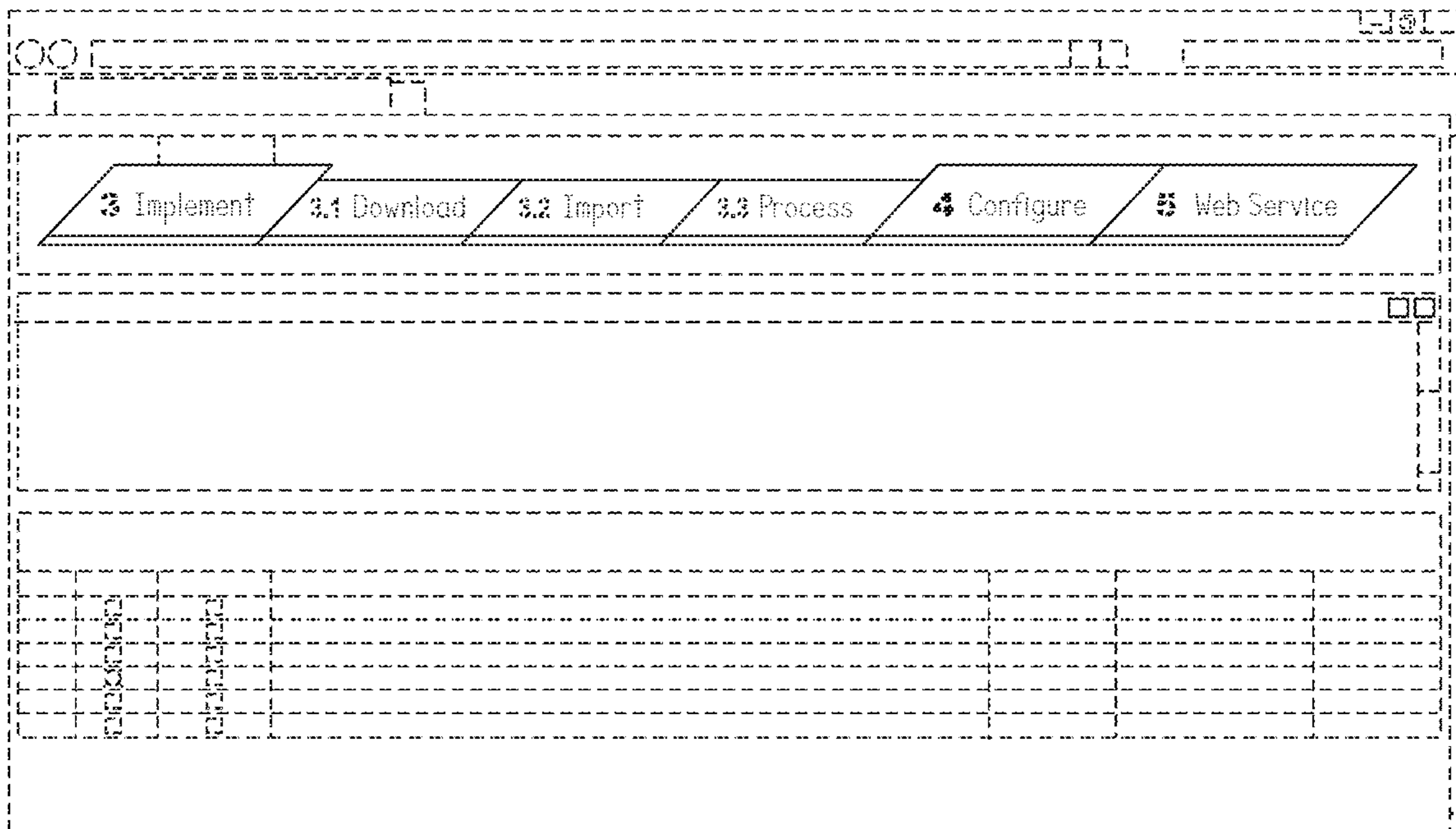
DESCRIPTION

FIG. 1 is a view of a computer display with expanded road map control graphical user interface shown in a non-expanded state; and,

FIG. 2 is a view of a computer display with expanded road map control graphical user interface showing the new design. The subject matter in this patent includes a process or period in which an image changes into another image. This process or period forms no part of the claimed design.

The broken line drawing of a computer display and the broken lines within the claimed design are for illustrative purposes only and form no part of the claimed design.

1 Claim, 2 Drawing Sheets



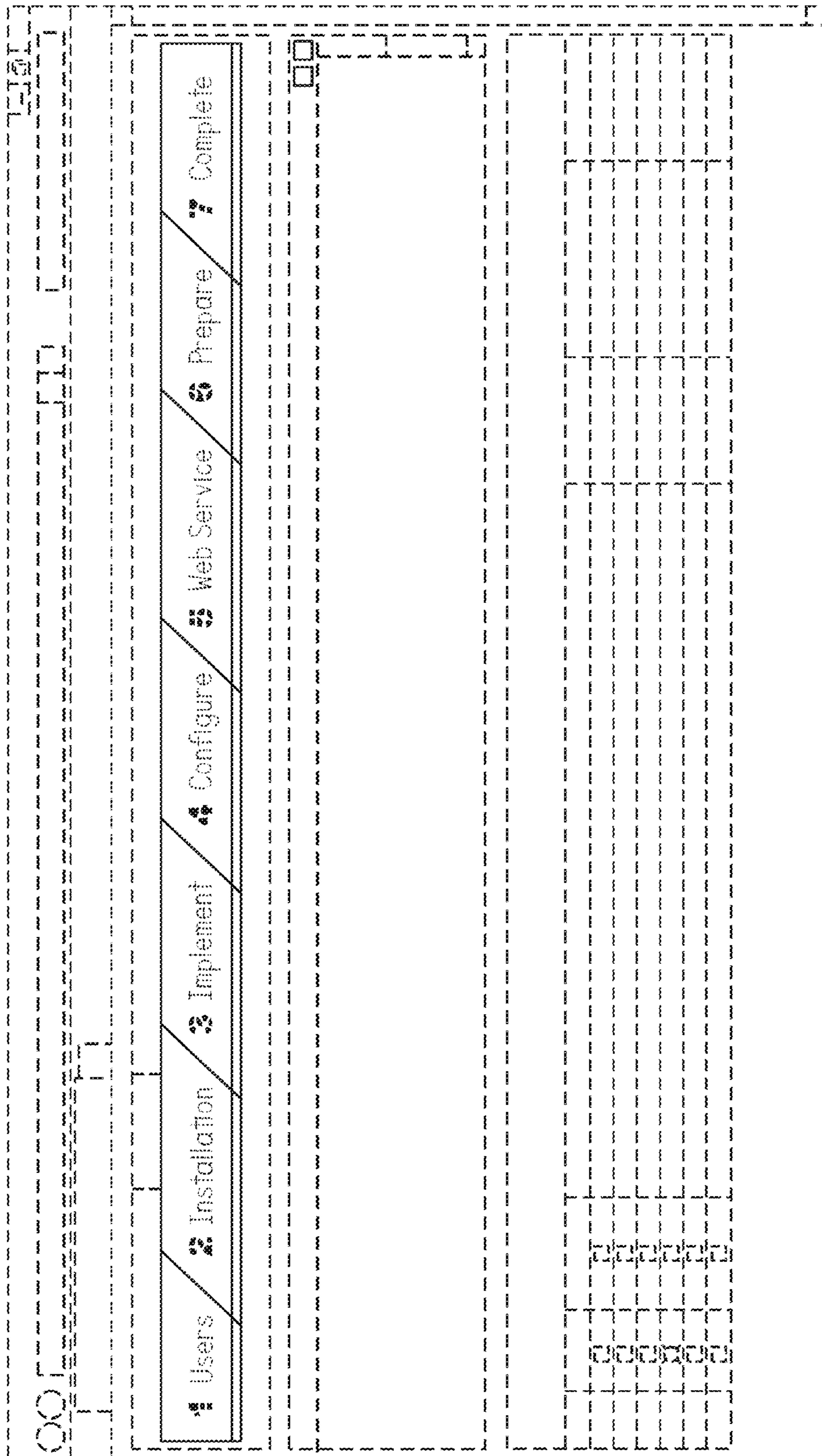


FIG. 1

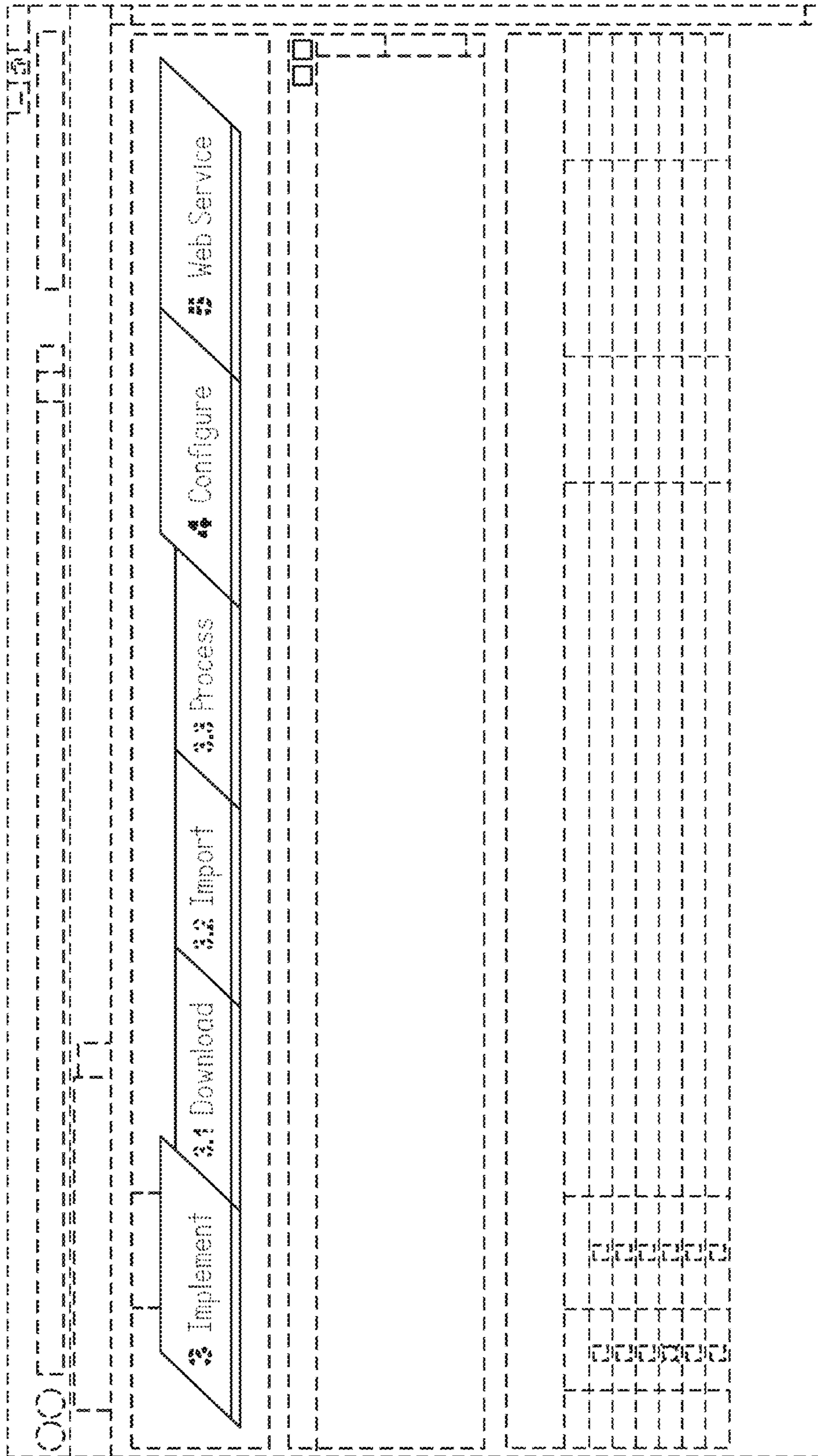


FIG. 2