



US00D687447S

(12) **United States Design Patent**
Arnold et al.

(10) **Patent No.:** **US D687,447 S**
(45) **Date of Patent:** **** Aug. 6, 2013**

(54) **DISPLAY SCREEN WITH GRAPHICAL USER INTERFACE**

(75) Inventors: **Jeffery G. Arnold**, Sammamish, WA (US); **Aaron Woo**, Seattle, WA (US); **Jeffrey C. Fong**, Seattle, WA (US); **Megan Donahue**, Seattle, WA (US); **Ian Todd**, Seattle, WA (US); **Chad Michael Roberts**, Snohomish, WA (US); **Jae Park**, Redmond, WA (US)

(73) Assignee: **Microsoft Corporation**, Redmond, WA (US)

(**) Term: **14 Years**

(21) Appl. No.: **29/425,218**

(22) Filed: **Jun. 20, 2012**

(51) **LOC (9) Cl.** **14-04**

(52) **U.S. Cl.**
USPC **D14/485**

(58) **Field of Classification Search**
USPC .. D14/485-495; D13/162; 345/168; 715/702, 715/765, 771, 772, 773, 788, 811, 828, 848, 715/782; 709/219
See application file for complete search history.

(56) **References Cited**

U.S. PATENT DOCUMENTS

D544,877 S	*	6/2007	Sasser	D14/486
D605,200 S	*	12/2009	Sakai	D14/486
D615,989 S	*	5/2010	Chaudhri	D14/488
D640,273 S	*	6/2011	Arnold et al.	D14/487

D640,274 S	*	6/2011	Arnold	D14/487
D640,284 S	*	6/2011	Woo et al.	D14/487
D648,344 S	*	11/2011	Arnold	D14/486
D648,345 S	*	11/2011	Arnold et al.	D14/486
D648,735 S	*	11/2011	Arnold et al.	D14/486
D654,504 S	*	2/2012	Pearson et al.	D14/486
D655,299 S	*	3/2012	Shallcross et al.	D14/485
D658,674 S	*	5/2012	Shallcross et al.	D14/488
D659,711 S	*	5/2012	Guss et al.	D14/495
D671,134 S	*	11/2012	Arnold	D14/487
D671,557 S	*	11/2012	Peters et al.	D14/487
D677,688 S	*	3/2013	Woo	D14/487
2003/0076352 A1	*	4/2003	Uhlig et al.	345/738
2011/0283234 A1	*	11/2011	Takaki	715/825

* cited by examiner

Primary Examiner — Kevin Rudzinski

(74) *Attorney, Agent, or Firm* — Banner & Witcoff, Ltd.

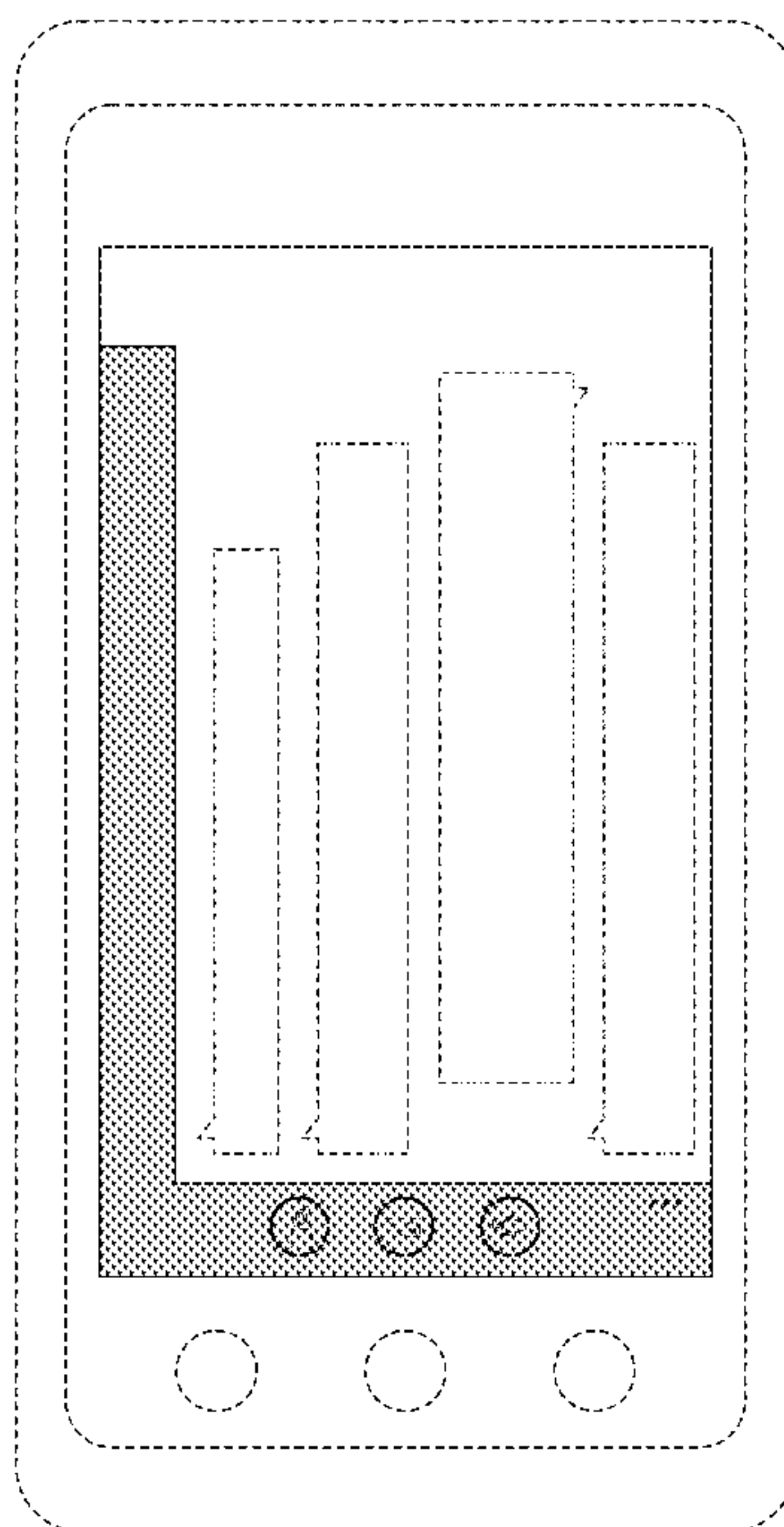
(57) **CLAIM**

The ornamental design for a display screen with graphical user interface, as shown and described.

DESCRIPTION

FIG. 1 is the first image in a sequence for a display screen with graphical user interface showing the new design; and, FIG. 2 is a front view of the display screen graphical with user interface of FIG. 1 shown on a device. The broken line showing of the remainder of the user interface and display screen and the remainder of the device containing the display screen with graphical user interface in FIG. 2 is for environmental purposes only and forms no part of the claimed design.

1 Claim, 2 Drawing Sheets



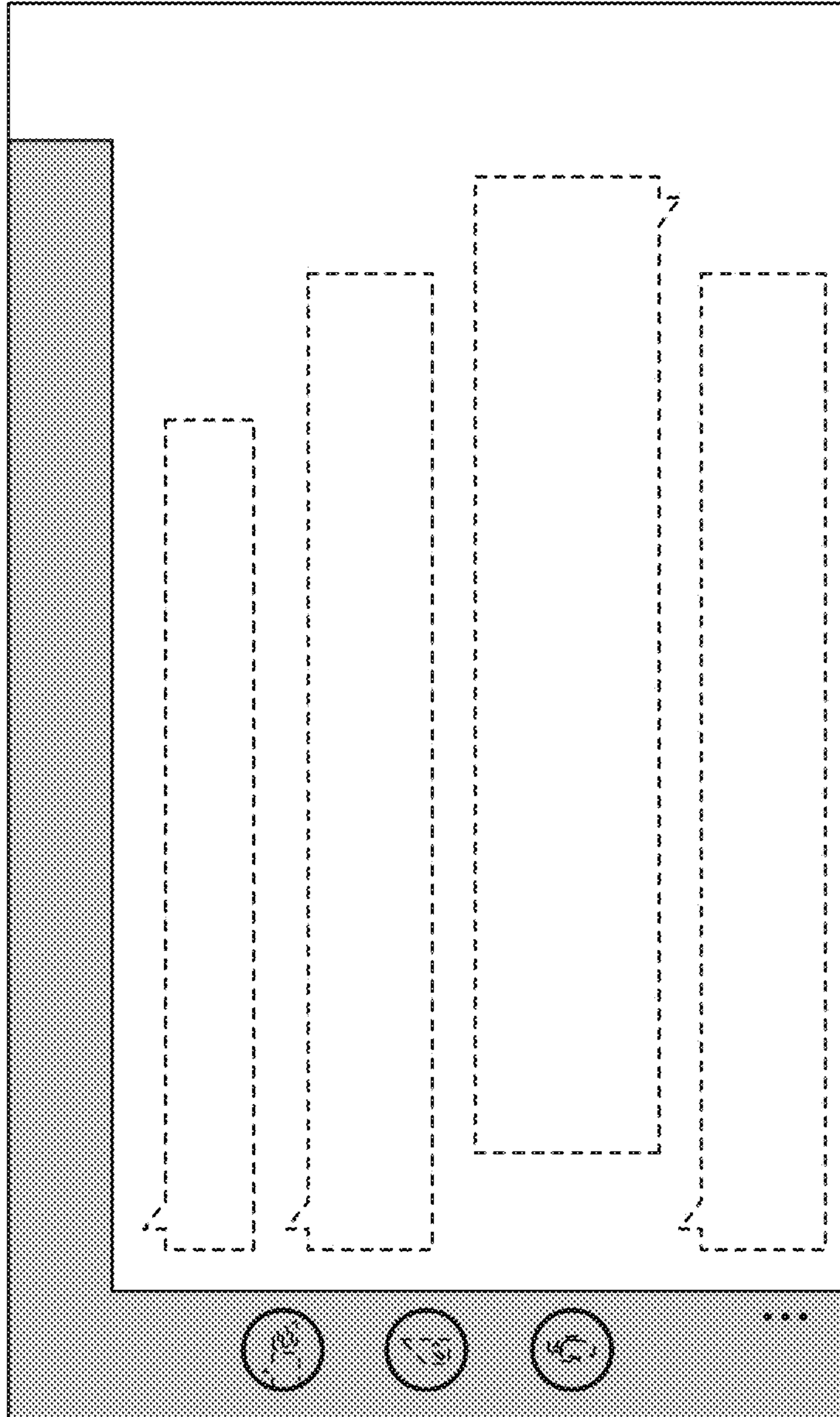


FIG. 1

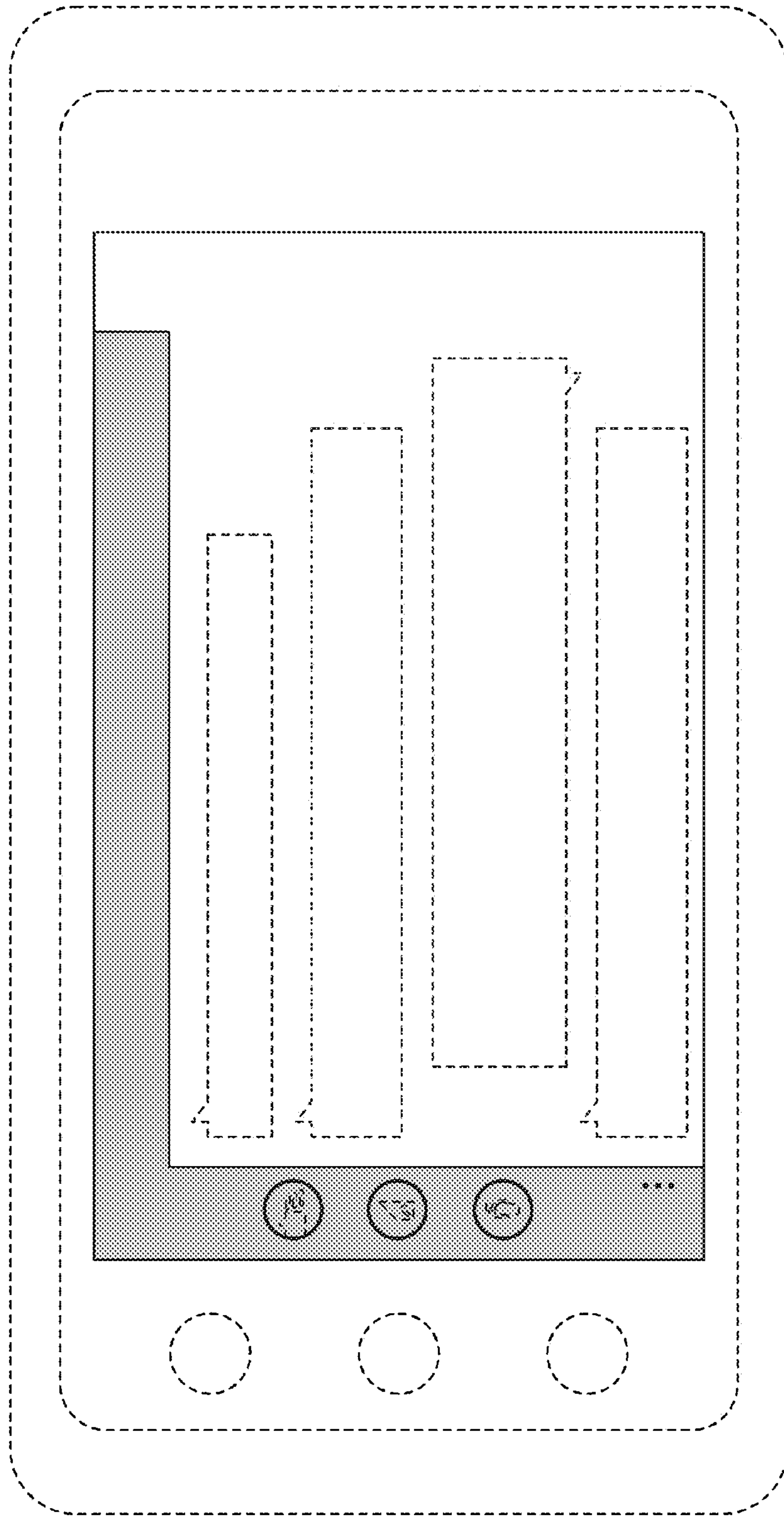


FIG. 2