



US00D687442S

(12) **United States Design Patent**  
**Nishimura**

(10) **Patent No.:** **US D687,442 S**

(45) **Date of Patent:** **\*\* Aug. 6, 2013**

(54) **HOLDER FOR A PORTABLE COMPUTER**

(71) Applicant: **Panasonic Corporation**, Osaka (JP)

(72) Inventor: **Hiroaki Nishimura**, Osaka (JP)

(73) Assignee: **Panasonic Corporation**, Osaka (JP)

(\*\*) Term: **14 Years**

(21) Appl. No.: **29/437,060**

(22) Filed: **Nov. 13, 2012**

(30) **Foreign Application Priority Data**

Jul. 26, 2012 (JP) ..... 2012-017749

(51) **LOC (9) Cl.** ..... **08-07**

(52) **U.S. Cl.**  
USPC ..... **D14/447**

(58) **Field of Classification Search**

USPC ..... D14/432, 433, 434, 439, 440, 451,  
D14/452, 239, 217, 224.1, 251, 252, 253,  
D14/457, 458, 459, 460, 461; D6/406.1,  
D6/406.2, 406.3, 406.4, 406.5, 406.6;  
361/679.06, 679.21, 679.22, 679.24, 679.26,  
361/679.27, 679.28, 679.3, 679.55, 679.56,  
361/709; 248/917-924, 133, 136, 139, 150,  
248/176.1, 188.6; D13/108, 110

See application file for complete search history.

(56) **References Cited**

U.S. PATENT DOCUMENTS

D413,110 S \* 8/1999 Sweere et al. .... D14/447  
D483,767 S \* 12/2003 Green et al. .... D14/451  
D543,208 S \* 5/2007 Kita ..... D14/451  
D558,771 S 1/2008 Derry et al.

D558,772 S 1/2008 Derry et al.  
D558,773 S 1/2008 Derry et al.  
D589,036 S \* 3/2009 Unsworth ..... D14/239  
D593,568 S \* 6/2009 Hsieh et al. .... D14/451  
D598,919 S \* 8/2009 Takemasa et al. .... D14/432  
D616,424 S \* 5/2010 Li ..... D14/239  
D628,578 S \* 12/2010 Chou et al. .... D14/451  
D644,647 S \* 9/2011 Sykes ..... D14/447  
D658,167 S \* 4/2012 Buesseler et al. .... D14/251  
D671,923 S \* 12/2012 Seong et al. .... D14/239  
2004/0130859 A1 \* 7/2004 Helot et al. .... 361/681

\* cited by examiner

*Primary Examiner* — Angela J Lee

(74) *Attorney, Agent, or Firm* — Panasonic Patent Center

(57) **CLAIM**

I claim the ornamental design for a holder for a portable computer, as shown and described.

**DESCRIPTION**

FIG. 1 is a front perspective view of a holder for a portable computer of the present invention; FIG. 2 is a front view thereof; FIG. 3 is a rear view thereof; FIG. 4 is a first side view thereof; FIG. 5 is a second side view thereof; FIG. 6 is a top view thereof; FIG. 7 is a bottom view thereof; and, FIG. 8 is a perspective view thereof shown in an environmental use.

The broken line showing of portions of a holder for a portable computer and a portable computer is included for the purpose of illustrating environment and forms no part of the claimed design. The uneven broken lines in the drawings define the limits of the claimed design.

**1 Claim, 8 Drawing Sheets**

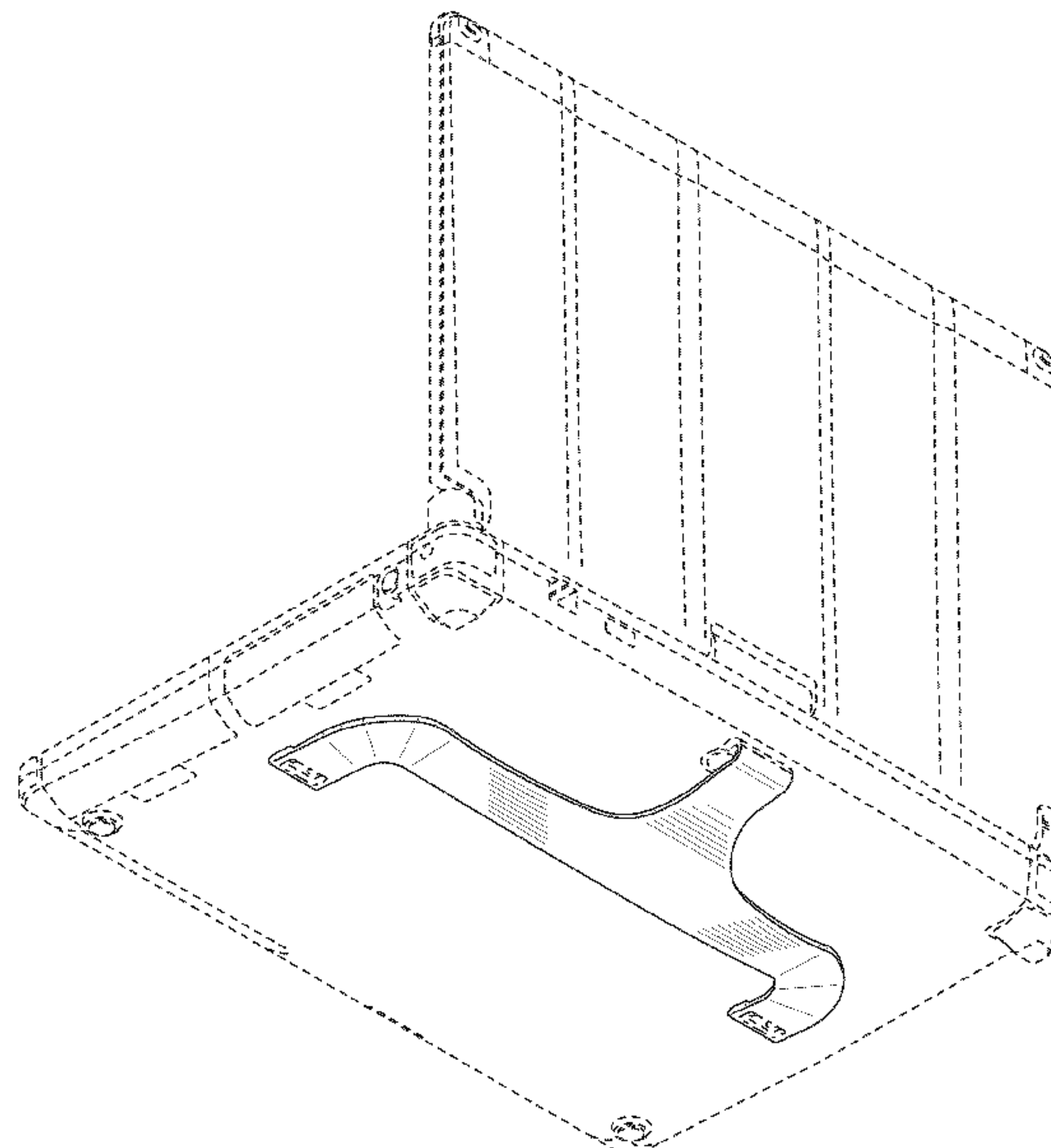
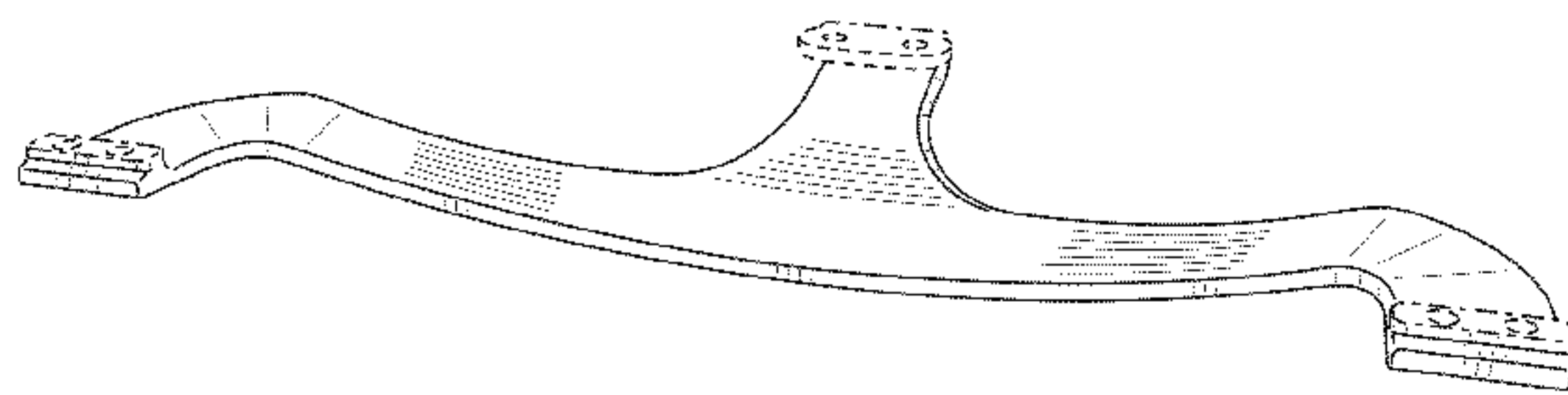


FIG. 1

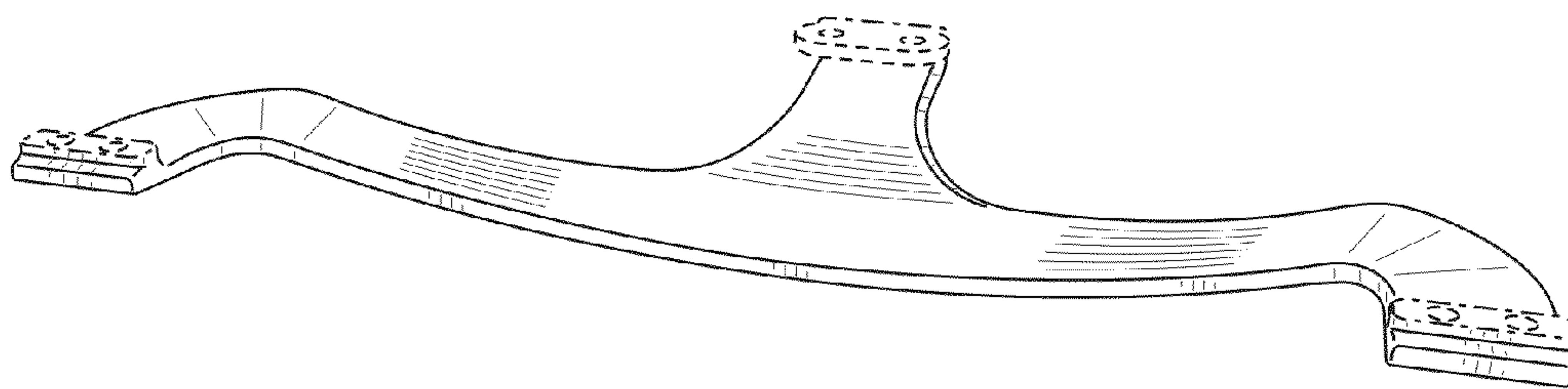


FIG. 2

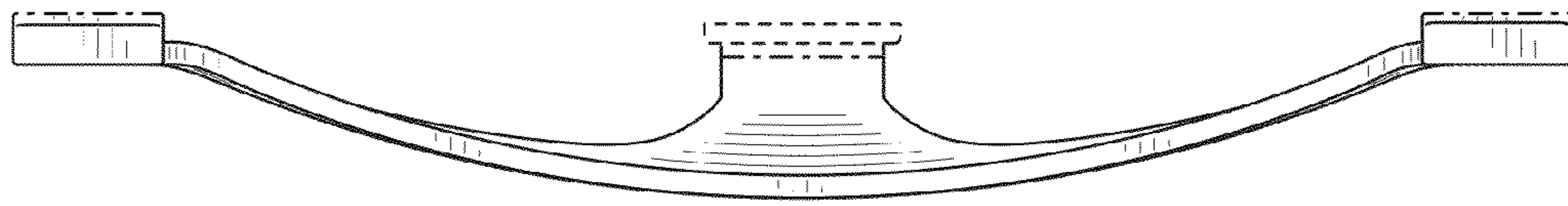


FIG. 3

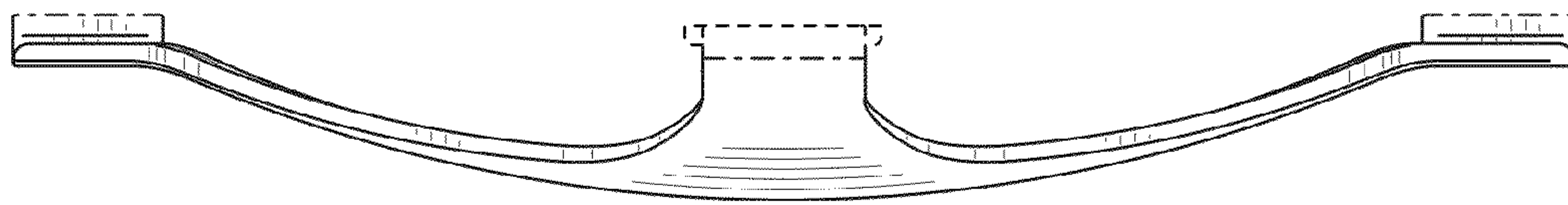


FIG. 4




FIG. 5




FIG. 6

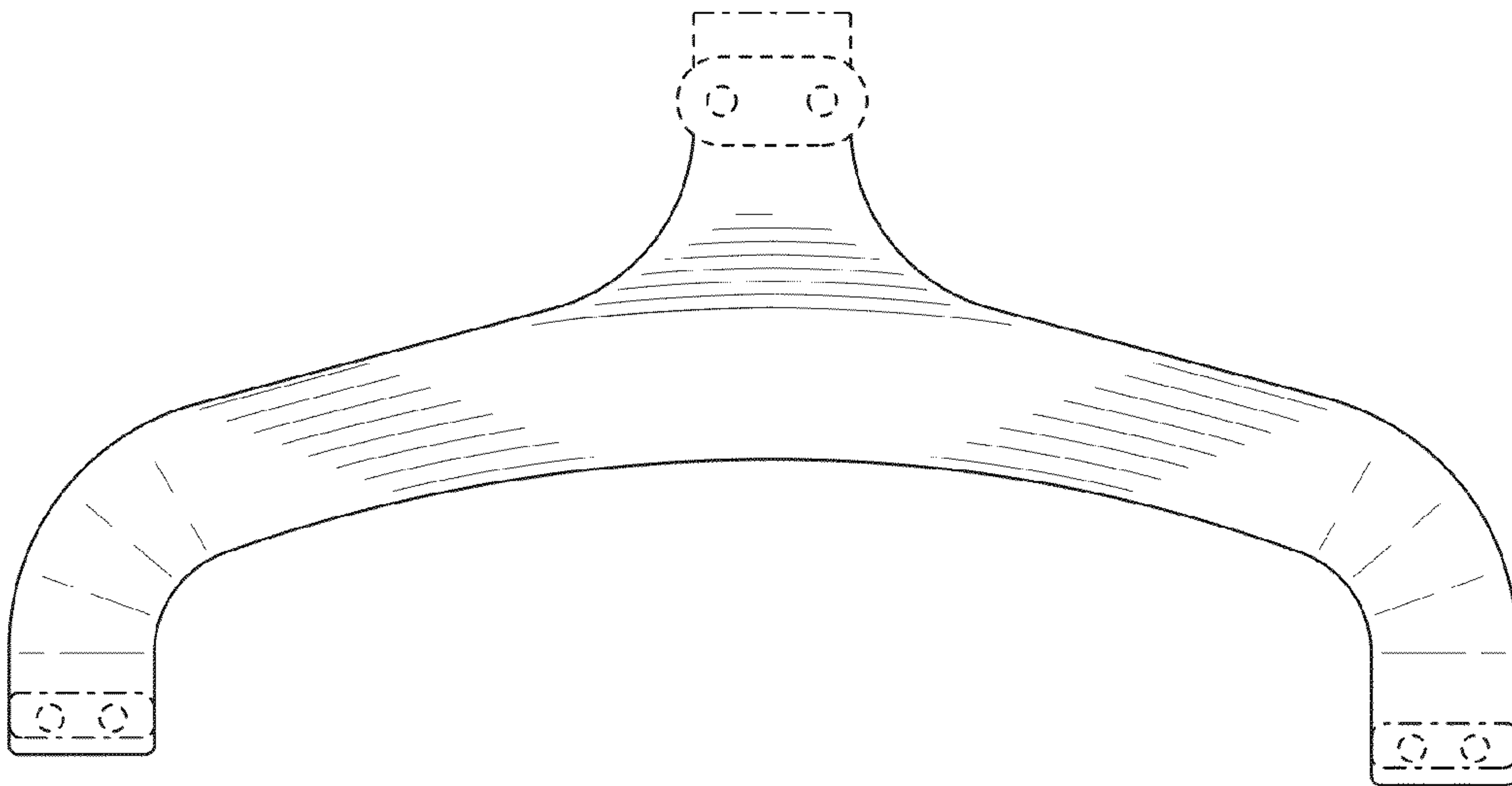


FIG. 7

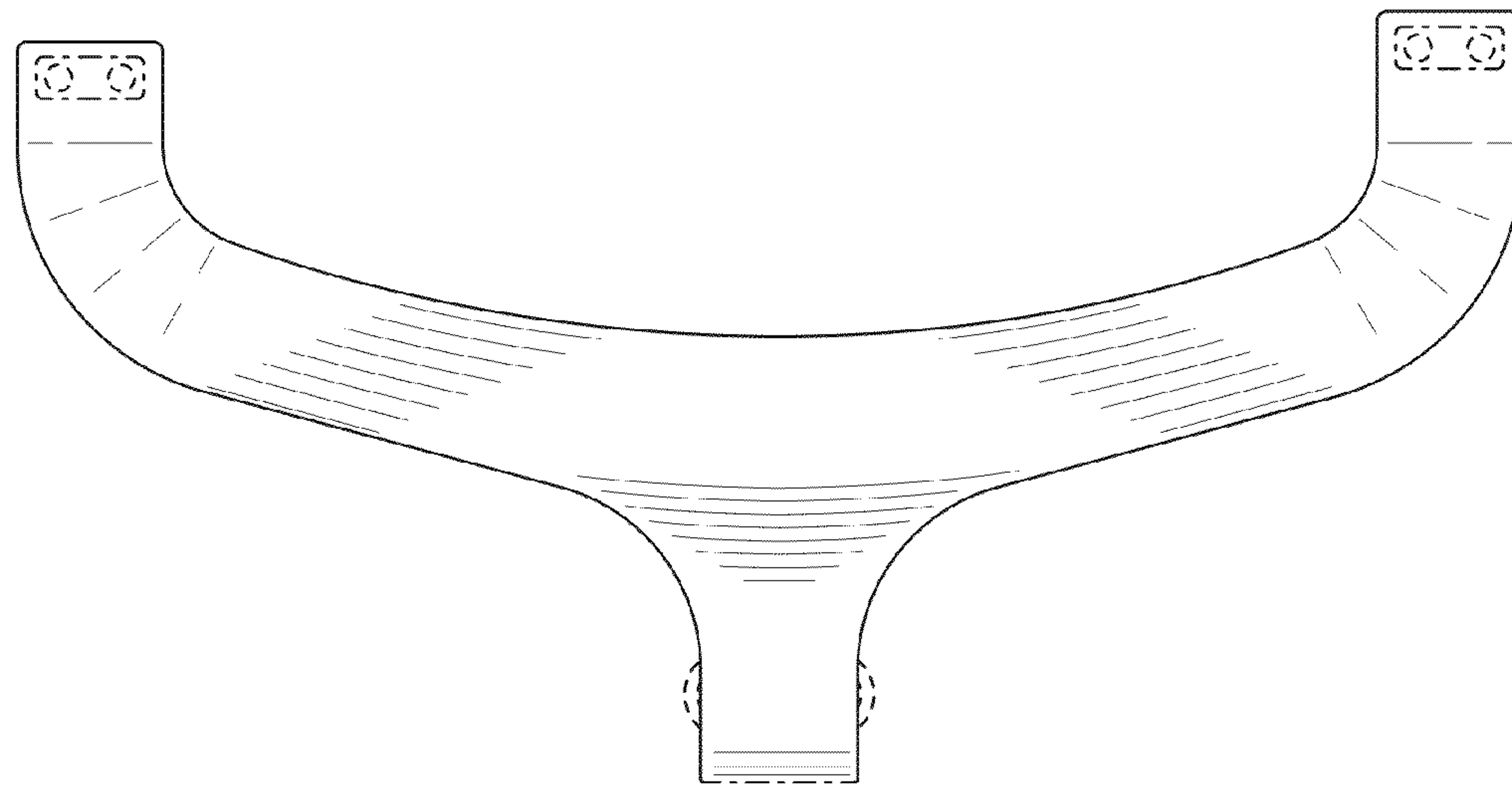




FIG. 8

