



US00D687426S

(12) **United States Design Patent**  
**Requa**

(10) **Patent No.:** **US D687,426 S**

(45) **Date of Patent:** **\*\* Aug. 6, 2013**

(54) **PORTABLE PHONE CASE**

(76) **Inventor:** **James Requa**, North Hollywood, CA  
(US)

(\*\*) **Term:** **14 Years**

(21) **Appl. No.:** **29/405,376**

(22) **Filed:** **Nov. 1, 2011**

(51) **LOC (9) Cl.** ..... **14-03**

(52) **U.S. Cl.**  
USPC ..... **D14/250**

(58) **Field of Classification Search**  
USPC ..... D14/250–253, 440, 203.3–203.7,  
D14/217, 496, 248, 238.1, 240, 447; D3/201,  
D3/218, 269, 301, 273, 303, 103, 247; D13/103,  
D13/107–108, 119; 220/4.02; 248/309.1,  
248/371, 176.3, 668; 361/679.56, 679.3,  
361/679.25, 816; 379/426, 433.11, 455;  
455/575.1, 575.8; 206/305, 320; 345/173

See application file for complete search history.

(56) **References Cited**

U.S. PATENT DOCUMENTS

D425,907 S	5/2000	Frye et al.	
D481,716 S	11/2003	He et al.	
D486,785 S *	2/2004	Shindo .....	D13/107
D535,252 S	1/2007	Sandnes	
D543,541 S *	5/2007	Chung et al. ....	D3/269
D556,681 S	12/2007	Kim	
D565,290 S	4/2008	Brandenburg et al.	
D597,089 S *	7/2009	Khan et al. ....	D14/250
D603,389 S *	11/2009	Khan et al. ....	D14/250
D609,464 S	2/2010	Bullen	
7,669,829 B2 *	3/2010	Ogatsu .....	248/682

D616,360 S	5/2010	Huang	
D620,931 S	8/2010	Opman	
D624,532 S *	9/2010	Huskinson .....	D14/250
D624,909 S *	10/2010	Huskinson .....	D14/250
D625,303 S	10/2010	Kim	
D637,592 S	5/2011	Magness et al.	
D641,974 S	7/2011	Stampfli	
D643,029 S *	8/2011	Feng .....	D14/250
D644,428 S *	9/2011	Feng .....	D3/218
D646,265 S	10/2011	Fathollahi	
D647,519 S	10/2011	Rothbaum et al.	
D649,539 S *	11/2011	Hong .....	D14/250

\* cited by examiner

*Primary Examiner* — Raphael Barkai  
*Assistant Examiner* — Randall Gholson  
(74) *Attorney, Agent, or Firm* — QuickPatents; Kevin Prince

(57) **CLAIM**

I claim the ornamental design for a portable phone case, as shown and described.

**DESCRIPTION**

FIG. 1 is a perspective view of a portable phone case, showing my new design;

FIG. 2 is an exploded perspective view thereof;

FIG. 3 is an exploded front elevational view thereof;

FIG. 4 is an exploded rear elevational view thereof;

FIG. 5 is an exploded left-side elevational view thereof;

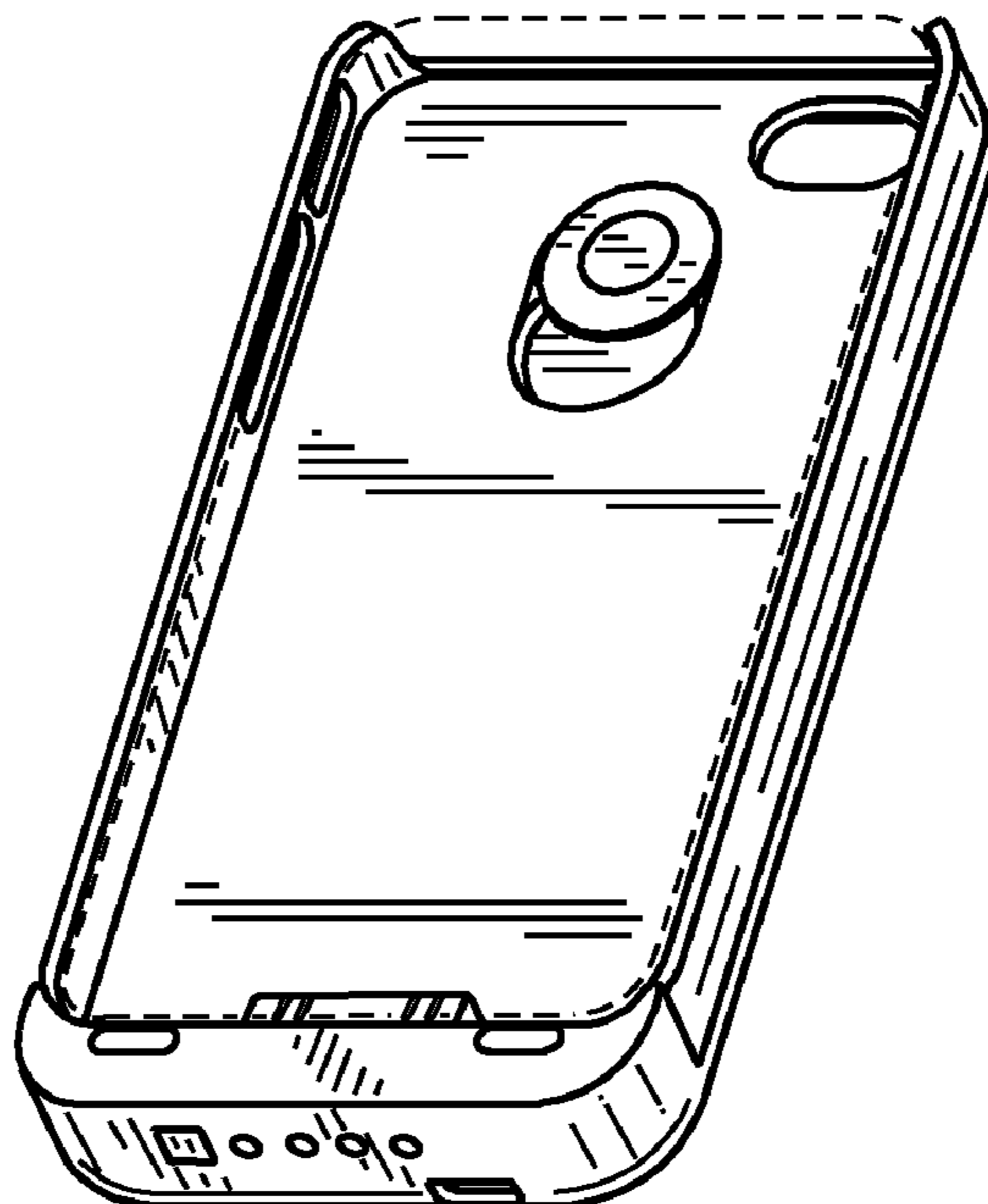
FIG. 6 is an exploded rear elevational view thereof;

FIG. 7 is an exploded top plan view thereof; and,

FIG. 8 is an exploded bottom plan view thereof.

The broken lines showing a portable phone in FIG. 1 depict environmental matter and form no part of the claimed design.

**1 Claim, 3 Drawing Sheets**






FIG. 1

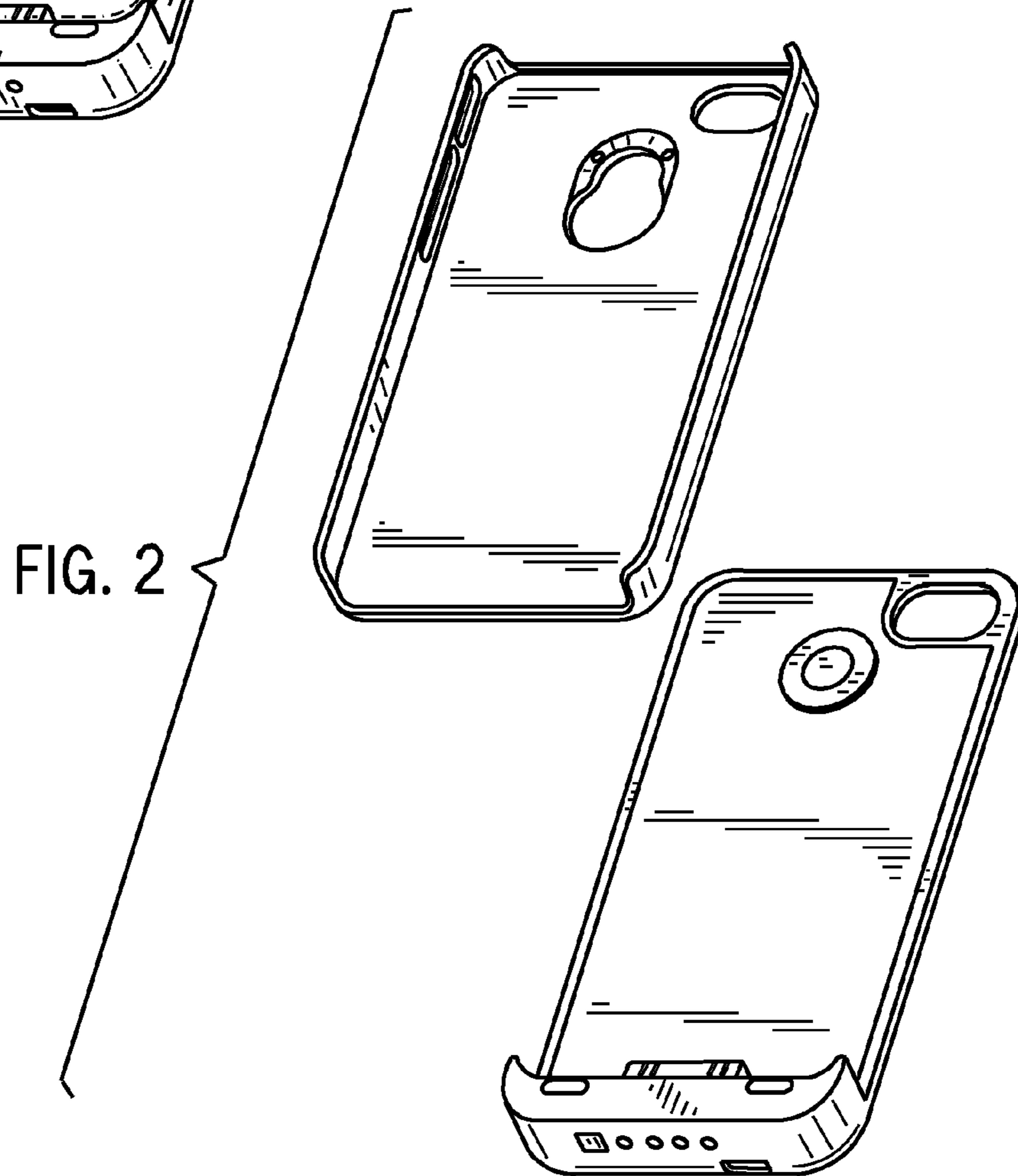


FIG. 2

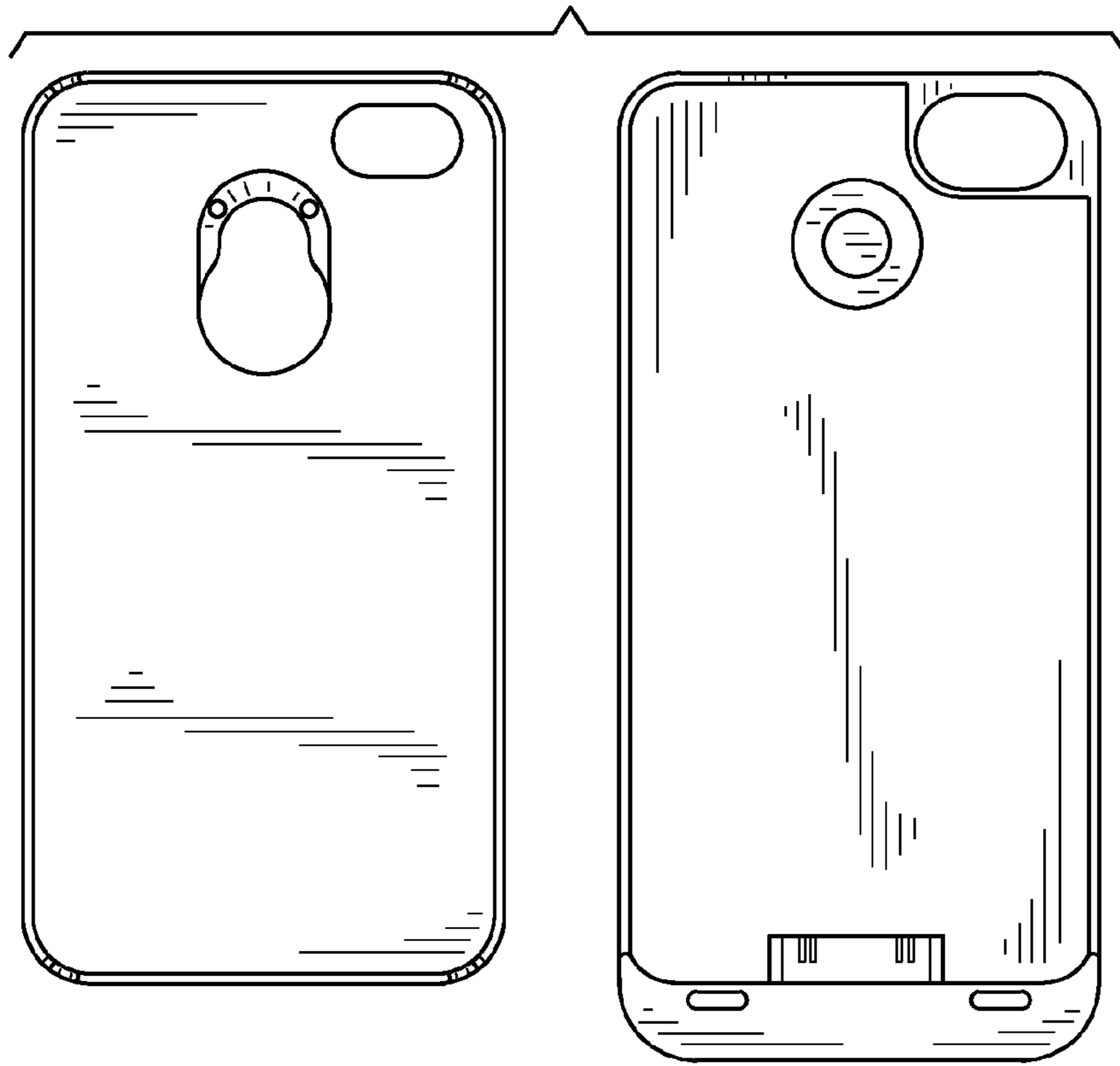


FIG. 3




FIG. 4

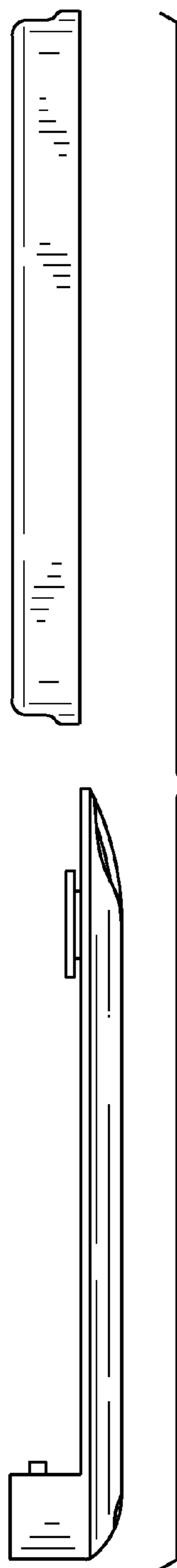


FIG. 5

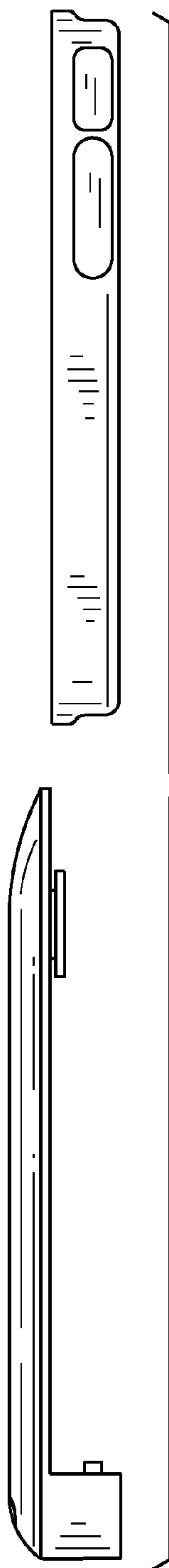


FIG. 6

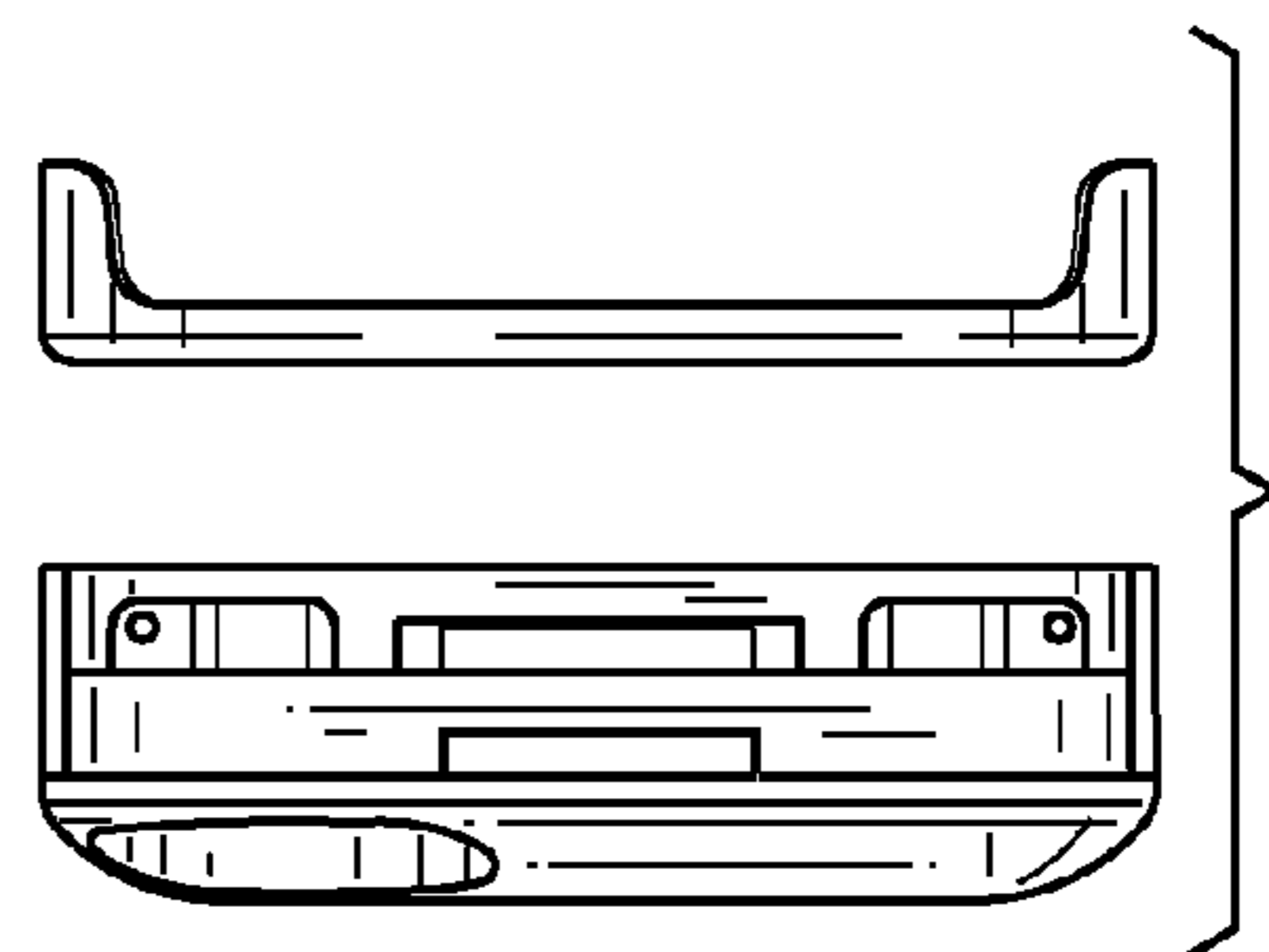


FIG. 7

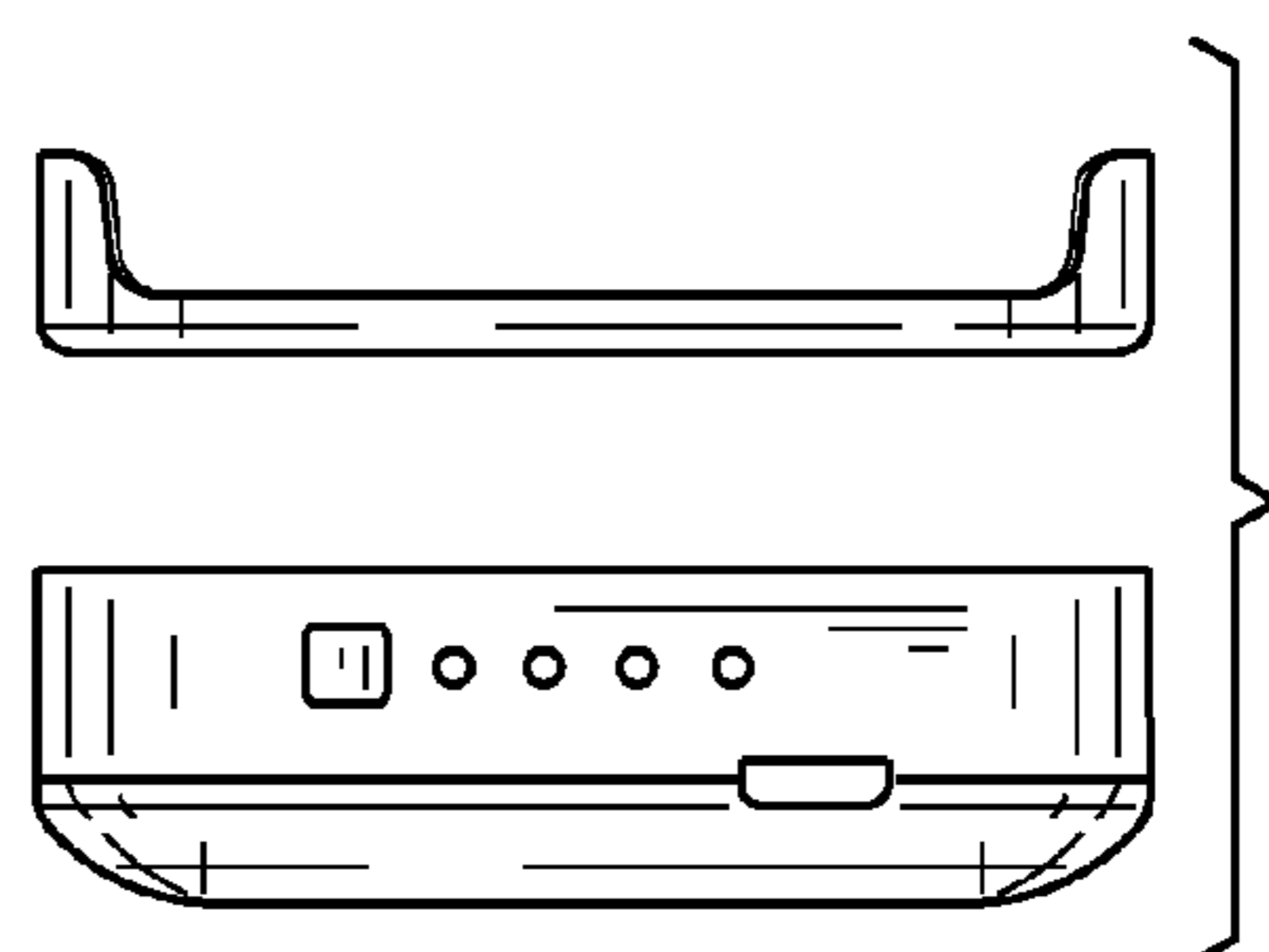


FIG. 8