



US00D687389S

(12) **United States Design Patent**
Baumgartner et al.

(10) **Patent No.:** **US D687,389 S**

(45) **Date of Patent:** **** Aug. 6, 2013**

(54) **ROOM CONTROL UNIT**

(75) Inventors: **Klaus Baumgartner**, Sindelfingen (DE);
Lars Gerold, Stuttgart (DE)

(73) Assignee: **Siemens Aktiengesellschaft**, Munich
(DE)

(**) Term: **14 Years**

(21) Appl. No.: **29/425,466**

(22) Filed: **Jun. 22, 2012**

(30) **Foreign Application Priority Data**

Dec. 22, 2011 (CN) 2011 3 0494203

(51) **LOC (9) Cl.** **13-03**

(52) **U.S. Cl.**
USPC **D13/164**

(58) **Field of Classification Search**
USPC D13/168; D10/49, 50, 104.1, 106.1;
D14/203.7, 341, 496; 165/238; 315/158,
315/295; 340/4.3, 4.42, 12.22, 12.23, 12.24,
340/12.29, 12.3, 13.2, 13.21, 13.24; 341/176;
236/49.3, 46 R, 51, 1 C, 94; 348/734; 455/352;
700/17, 65, 83, 86, 276, 277

See application file for complete search history.

(56) **References Cited**

U.S. PATENT DOCUMENTS

D257,959 S * 1/1981 Chin et al. D10/50
D436,579 S * 1/2001 Mayo et al. D13/162
D512,691 S * 12/2005 Hisatsune D13/164
7,156,318 B1 * 1/2007 Rosen 236/94

D536,671 S * 2/2007 Spira D13/164
D537,417 S * 2/2007 Dukerschein et al. D13/164
D566,661 S * 4/2008 Ludwig et al. D13/162
D594,422 S * 6/2009 Nichols et al. D13/162
D603,343 S * 11/2009 Mehnert et al. D13/162
D642,992 S * 8/2011 Sasaki et al. D13/164
D648,642 S * 11/2011 Wallaert et al. D10/50
D651,530 S * 1/2012 Baumgartner et al. D10/50
D678,218 S * 3/2013 Sheen D13/168
D678,219 S * 3/2013 Higashijima et al. D13/168

* cited by examiner

Primary Examiner — Selina Sikder

(74) *Attorney, Agent, or Firm* — Staas & Halsey LLP

(57) **CLAIM**

The ornamental design for a room control unit, as shown and described.

DESCRIPTION

FIG. 1 is a front view of a room control unit showing our new design;

FIG. 2 is a back view thereof;

FIG. 3 is a top view thereof;

FIG. 4 is a bottom view thereof;

FIG. 5 is a right side view thereof;

FIG. 6 is a left side view thereof; and,

FIG. 7 is a perspective view of the top, front and left side of the room control unit.

The broken line showing of the room control unit is for the purpose of illustrating environmental structure and forms no part of the claimed design.

The room control unit controls heating, ventilation, air conditioning, and illuminating applications in a room. The side-walls are shaded to show a reflective surface.

1 Claim, 7 Drawing Sheets

(Perspective view)

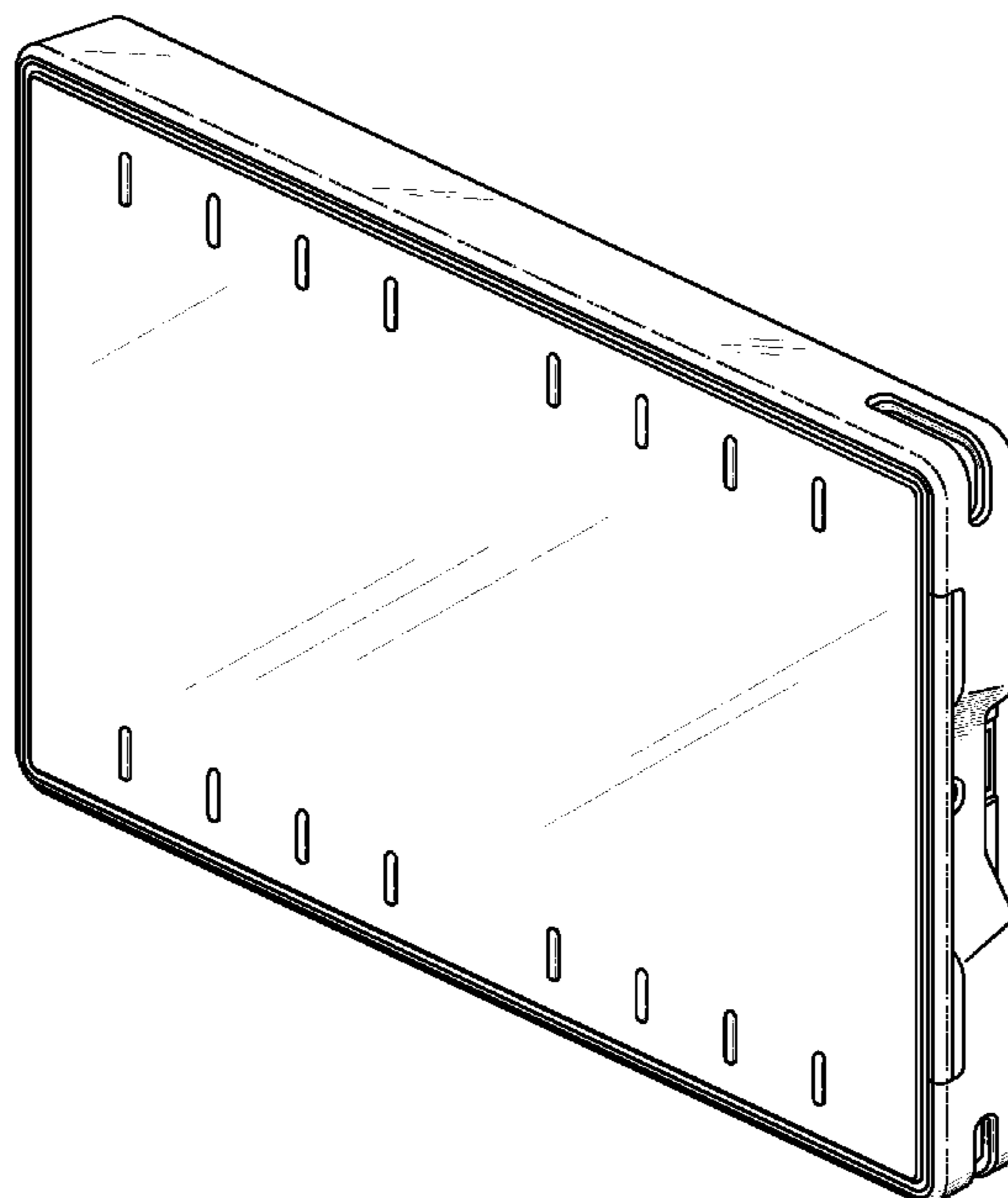


FIG. 1
(Front view)




FIG. 2
(Back view)




FIG. 3
(Top view)

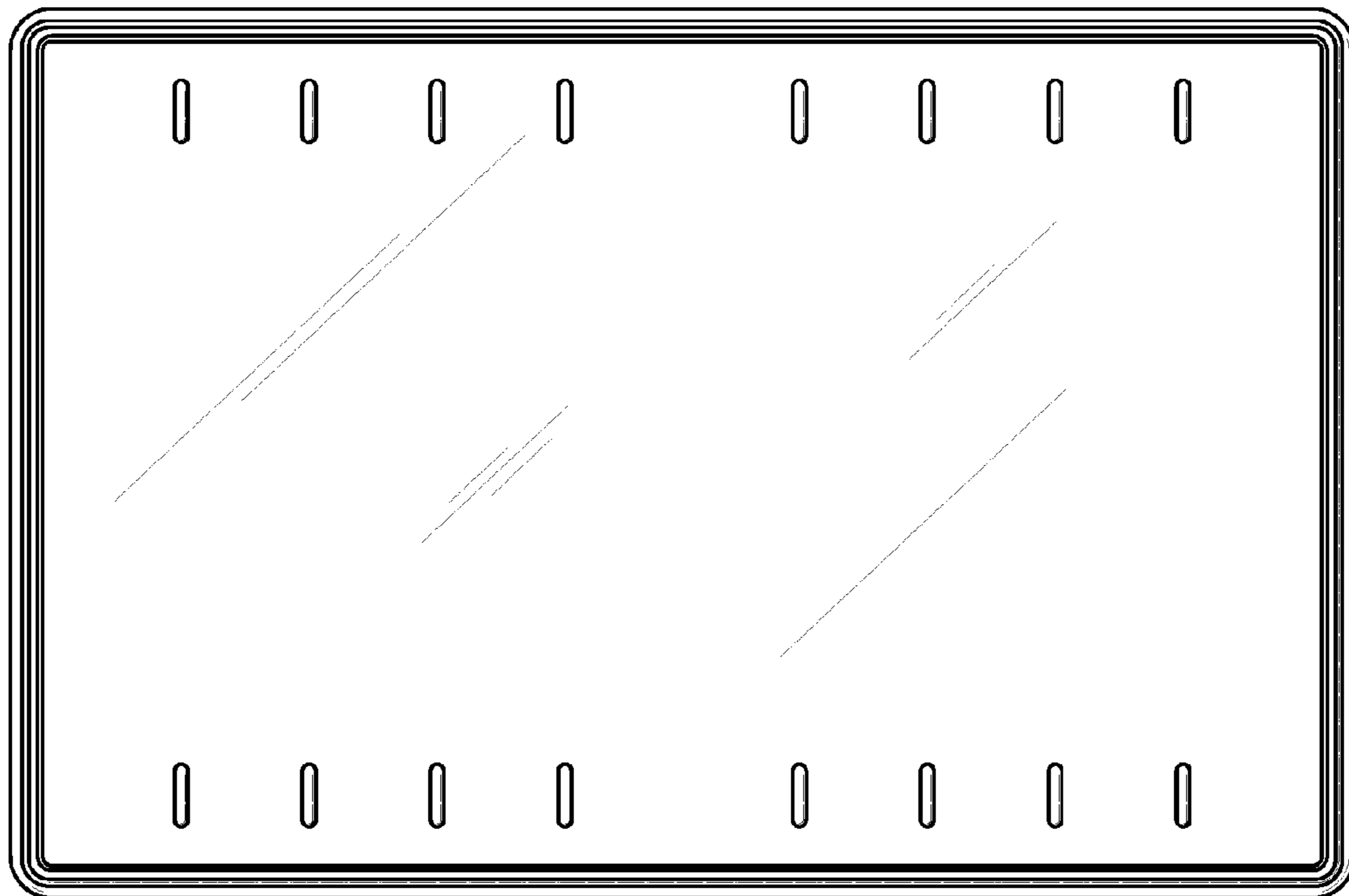


FIG. 4
(Bottom view)

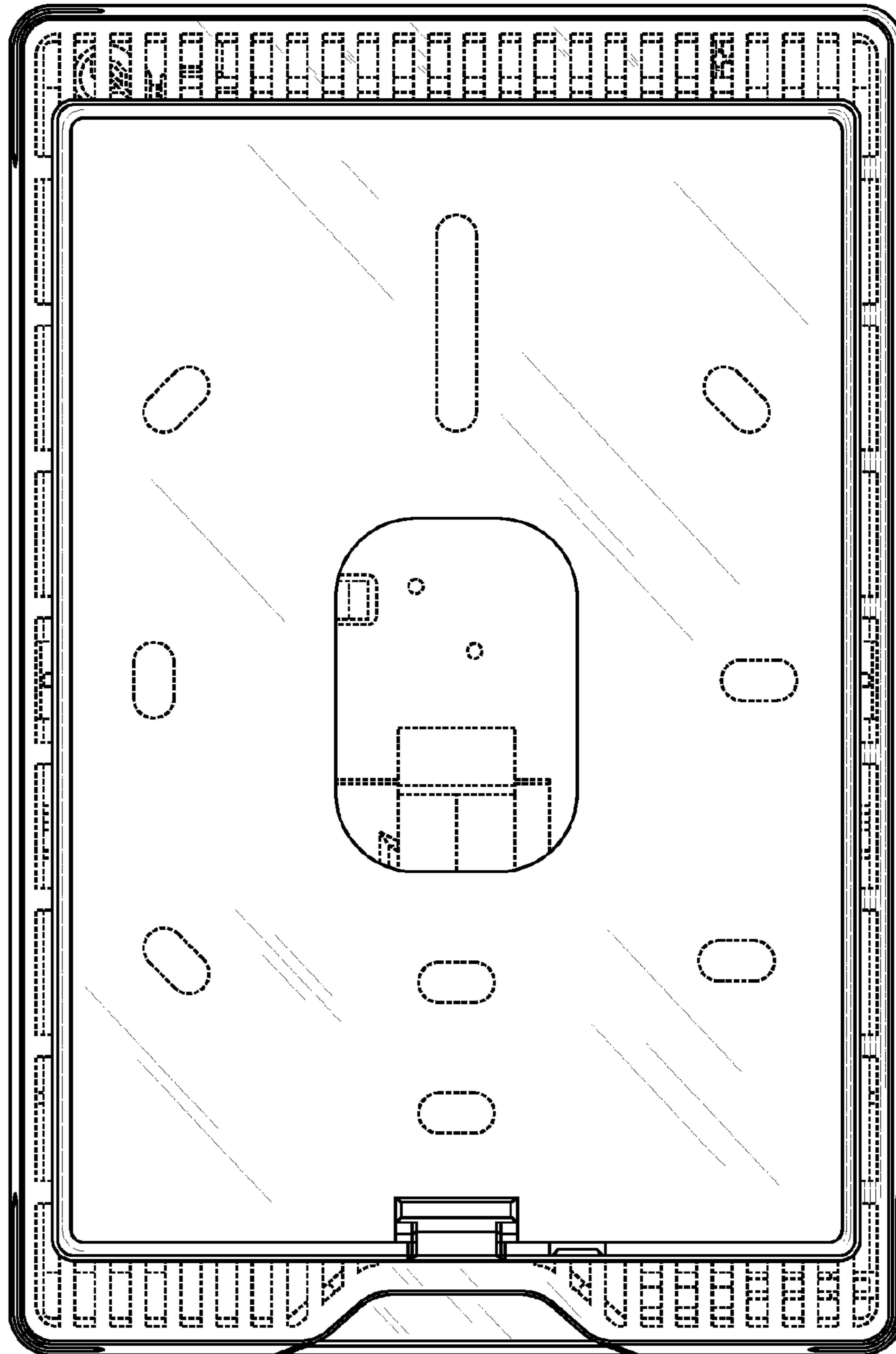


FIG. 5
(Side view from the right)

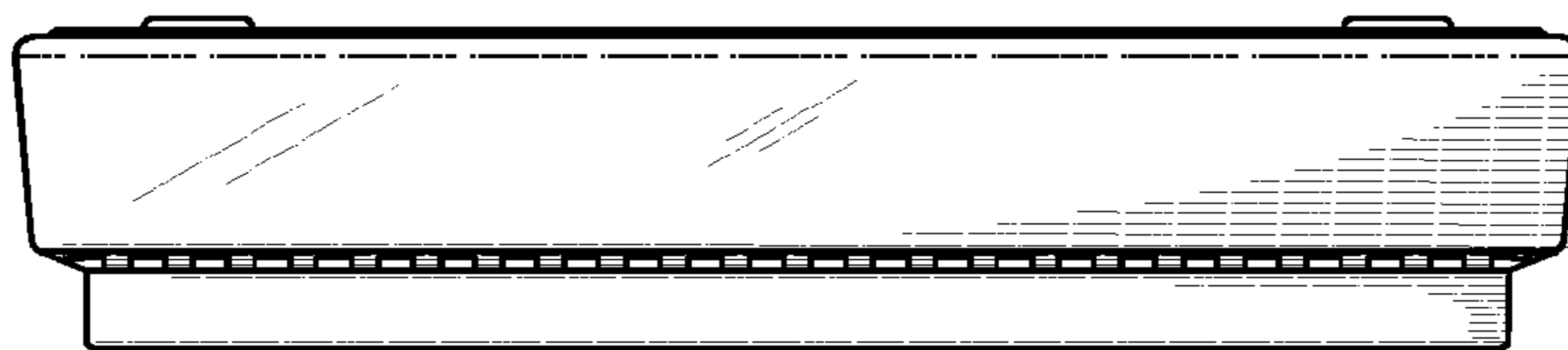


FIG. 6
(Side view from the left)

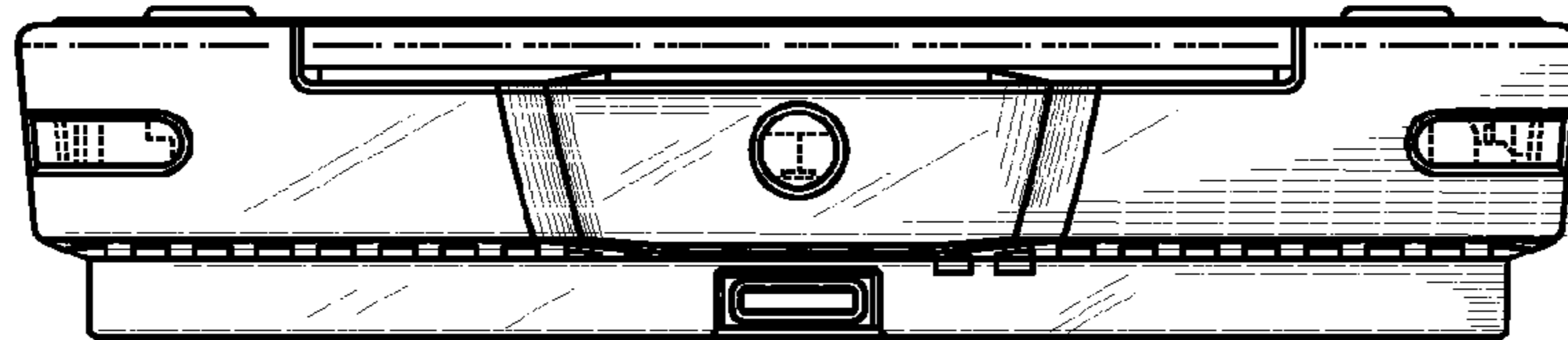


FIG. 7
(Perspective view)

