



US00D687380S

(12) **United States Design Patent**
Tirone et al.

(10) **Patent No.:** **US D687,380 S**
(45) **Date of Patent:** **** Aug. 6, 2013**

- (54) **BATTERY FOR A POWER TOOL**
- (71) Applicant: **Black & Decker Inc.**, Newark, DE (US)
- (72) Inventors: **James C. Tirone**, Baltimore, MD (US);
David A. Miller, Baltimore, MD (US);
Michael Walstrum, Abingdon, MD (US)
- (73) Assignee: **Black & Decker Inc.**, Newark, DE (US)
- (**) Term: **14 Years**
- (21) Appl. No.: **29/441,644**
- (22) Filed: **Jan. 8, 2013**

D535,253 S *	1/2007	Buck	D13/120
D545,759 S	7/2007	Ino et al.	
D550,152 S	9/2007	Okuda et al.	
D555,086 S *	11/2007	Zhang	D13/103
D562,227 S *	2/2008	Yamada et al.	D13/103
D562,228 S *	2/2008	Okada et al.	D13/103
D568,239 S *	5/2008	Okada et al.	D13/103
D588,986 S *	3/2009	Zhang	D13/110
D589,439 S	3/2009	Van Wambeke	
D589,440 S *	3/2009	Van Wambeke	D13/103
D589,441 S *	3/2009	Van Wambeke	D13/103
D597,935 S *	8/2009	Aglassinger	D13/103
D598,373 S	8/2009	Aglassinger	
D604,695 S *	11/2009	Aglassinger	D13/103
D606,935 S *	12/2009	Murayama et al.	D13/103
D610,082 S *	2/2010	Sweeney	D13/103

(Continued)

Primary Examiner — Rosemary K Tarcza
(74) *Attorney, Agent, or Firm* — Stephen R. Valancius

Related U.S. Application Data

- (63) Continuation of application No. 29/427,435, filed on Jul. 18, 2012, now Pat. No. Des. 680,064.
- (51) **LOC (9) Cl.** **13-02**
- (52) **U.S. Cl.**
USPC **D13/119**
- (58) **Field of Classification Search**
USPC D13/102–106, 110, 118–121, 184,
D13/199; 429/96–100, 163, 176
See application file for complete search history.

(57) **CLAIM**
The ornamental design for a battery for a power tool, as shown and described.

DESCRIPTION

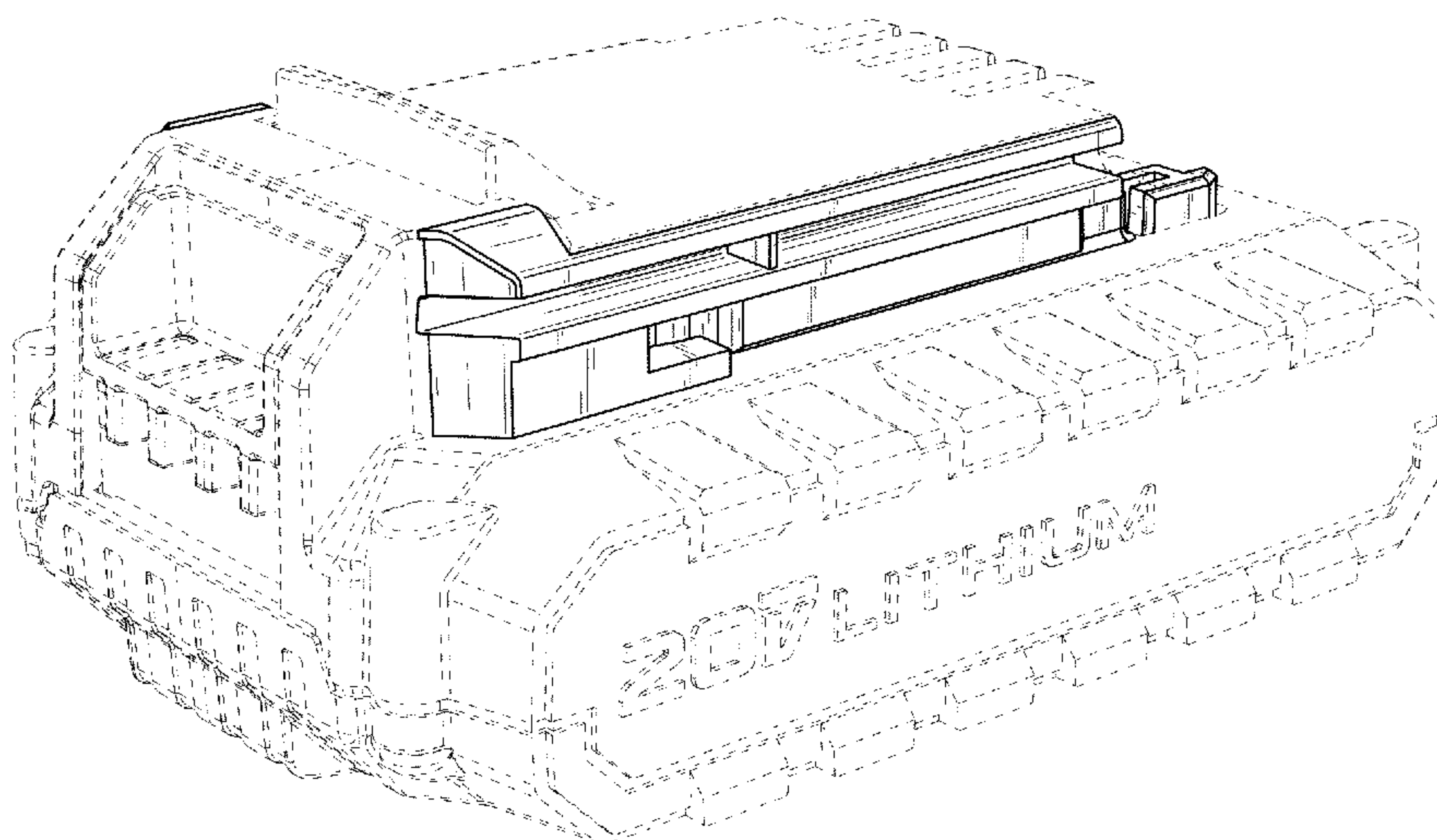
FIG. 1 is a perspective view of a battery for a power tool according to the present invention;
FIG. 2 is a front view of the battery for a power tool of FIG. 1;
FIG. 3 is a back view of the battery for a power tool of FIG. 1;
FIG. 4 is a right side view of the battery for a power tool of FIG. 1;
FIG. 5 is a left side view of the battery for a power tool of FIG. 1;
FIG. 6 is a top view of the battery for a power tool of FIG. 1; and,
FIG. 7 is a bottom view of the battery for a power tool of FIG. 1.
The broken lines in the figures illustrate features that form no part of the claimed design.

(56) **References Cited**

U.S. PATENT DOCUMENTS

D387,033 S	12/1997	Rodriquez	
D389,120 S	1/1998	Rodriquez	
D463,774 S *	10/2002	Buck	D13/120
D477,811 S *	7/2003	Niwa et al.	D13/103
D481,672 S *	11/2003	Niwa et al.	D13/103
D512,961 S *	12/2005	Okuda et al.	D13/103
D516,504 S *	3/2006	Okuda et al.	D13/103
D523,807 S *	6/2006	Murayama et al.	D13/103
D524,728 S *	7/2006	Watson	D13/103

1 Claim, 7 Drawing Sheets



US D687,380 S

Page 2

U.S. PATENT DOCUMENTS

D610,537 S *	2/2010	Sweeney	D13/103	D640,628 S	6/2011	Lopano et al.	
D622,661 S	8/2010	Yamada et al.		D643,809 S *	8/2011	Okuda et al.	D13/103
D624,876 S	10/2010	Daniels et al.		8,048,553 B2 *	11/2011	Takeshita et al.	429/97
D633,036 S	2/2011	Murray		D651,560 S *	1/2012	Park et al.	D13/103
D640,196 S *	6/2011	Shuang et al.	D13/119	D657,307 S *	4/2012	Zhao	D13/103
D640,197 S *	6/2011	Park et al.	D13/119	D664,502 S	7/2012	Inskeep	

* cited by examiner

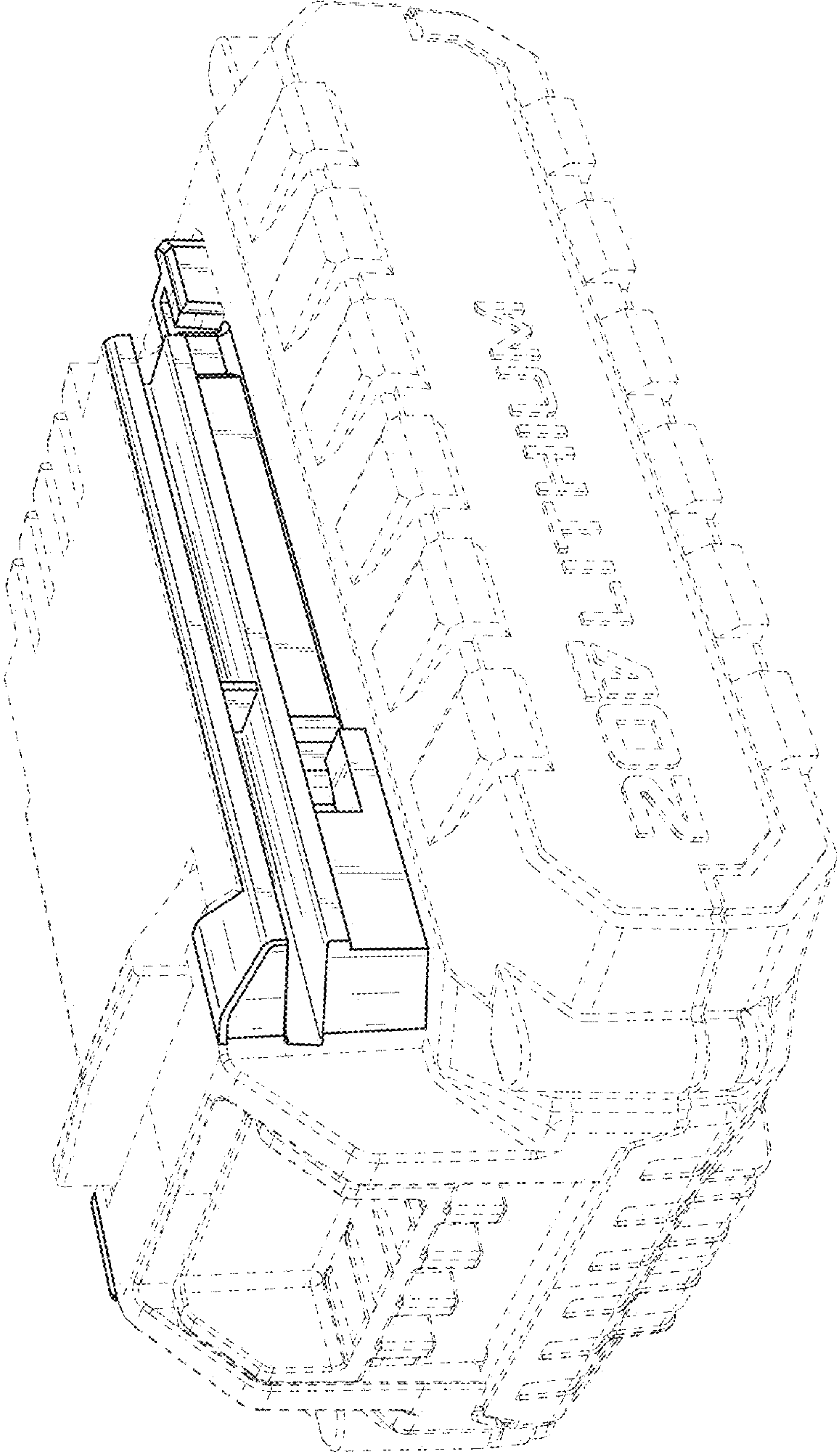


FIG. 1

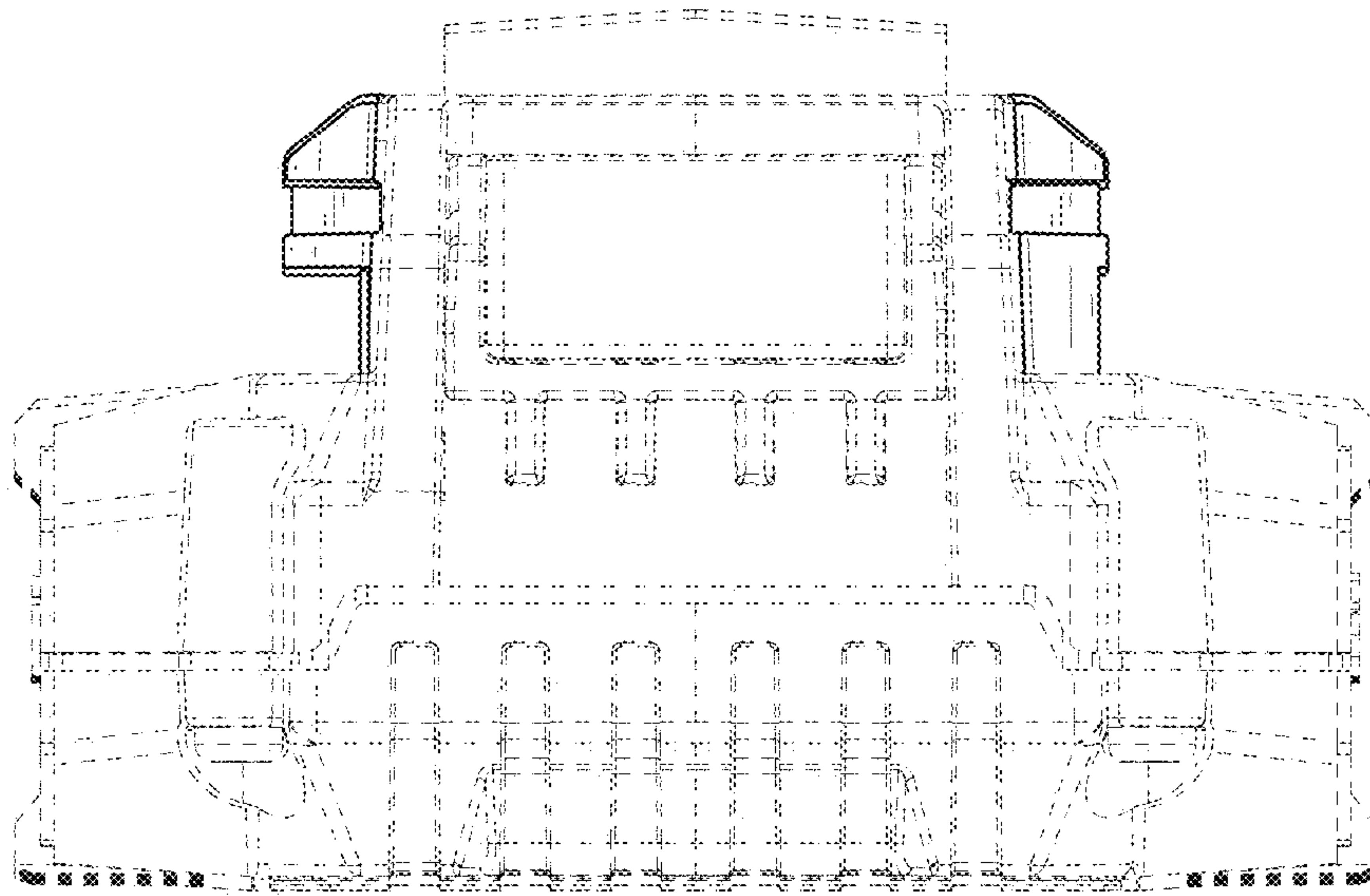


FIG. 2

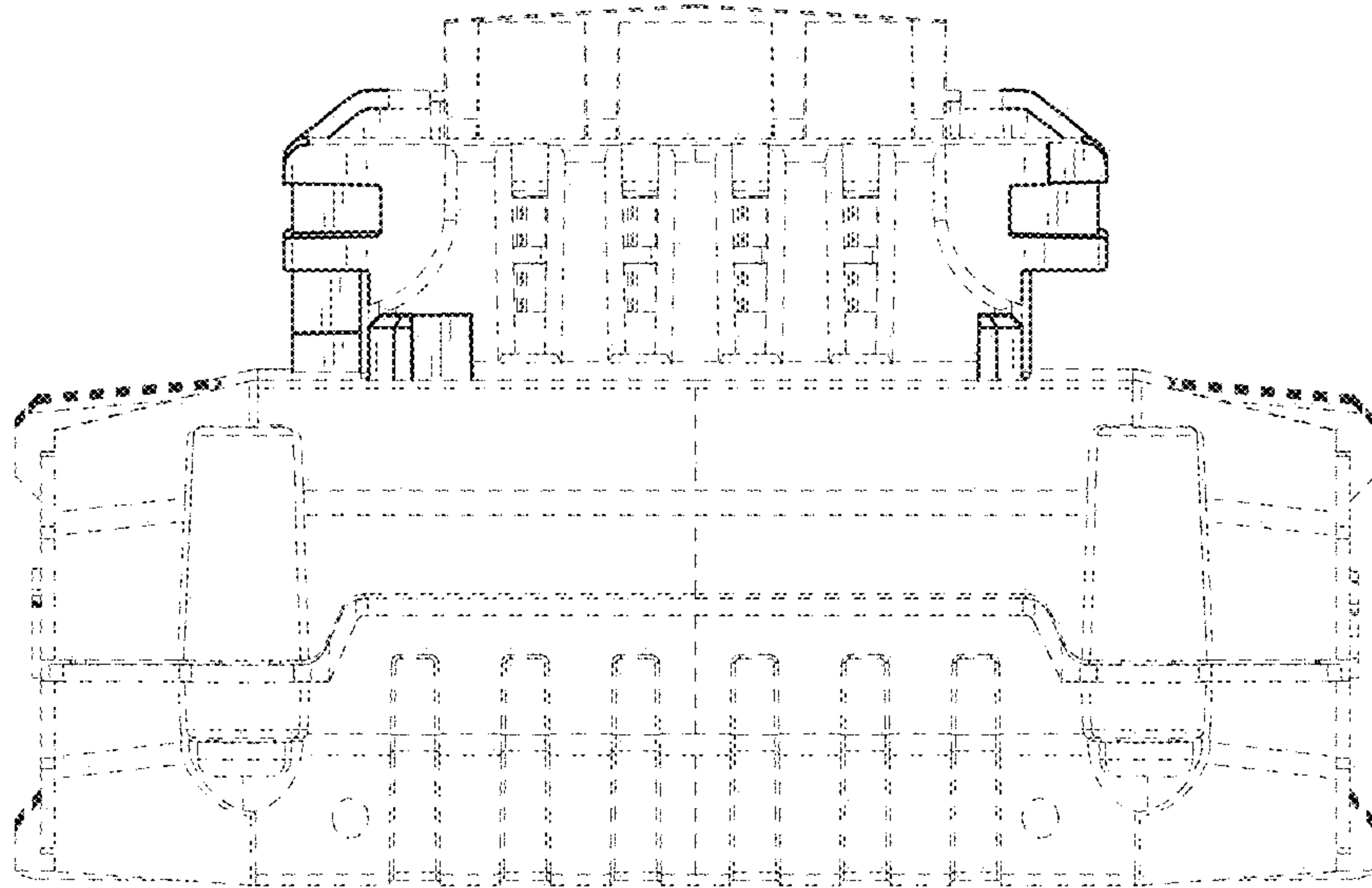


FIG. 3

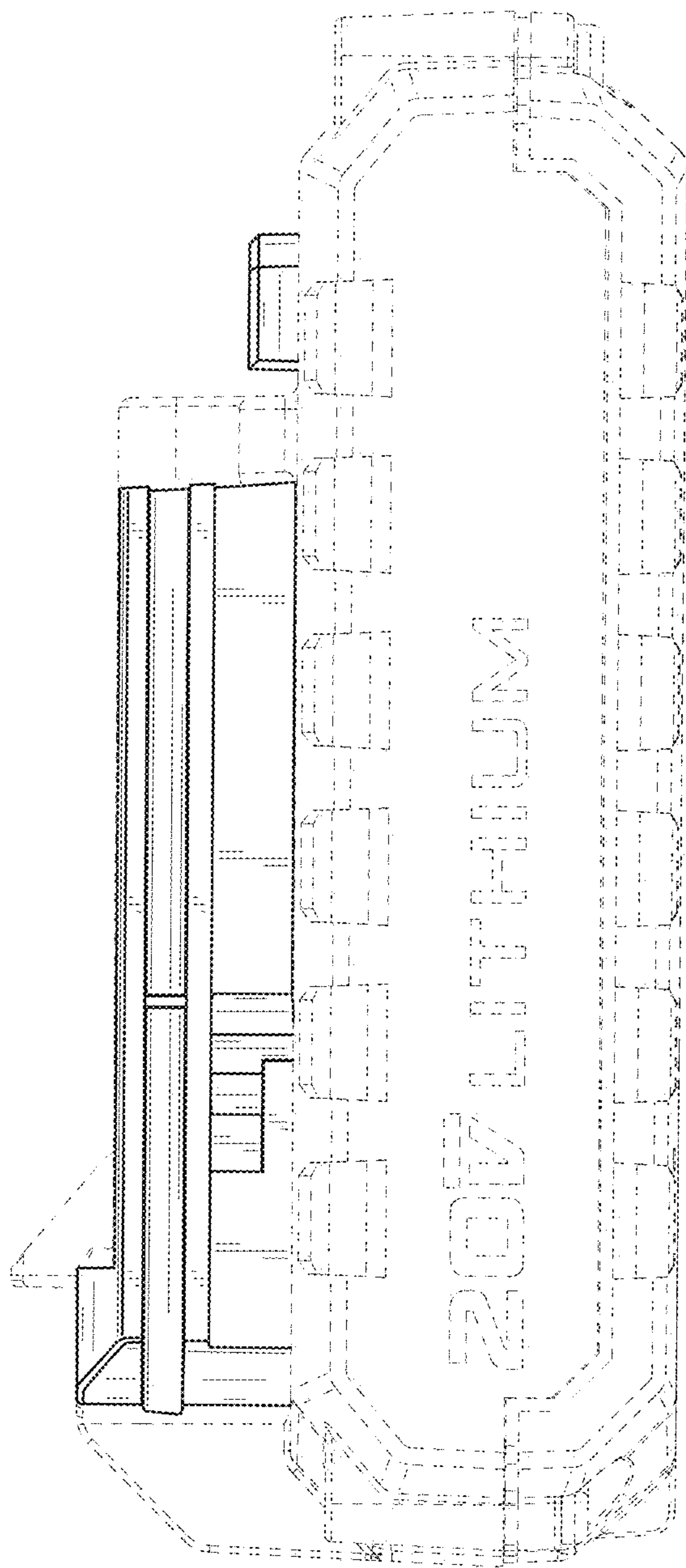


FIG. 4

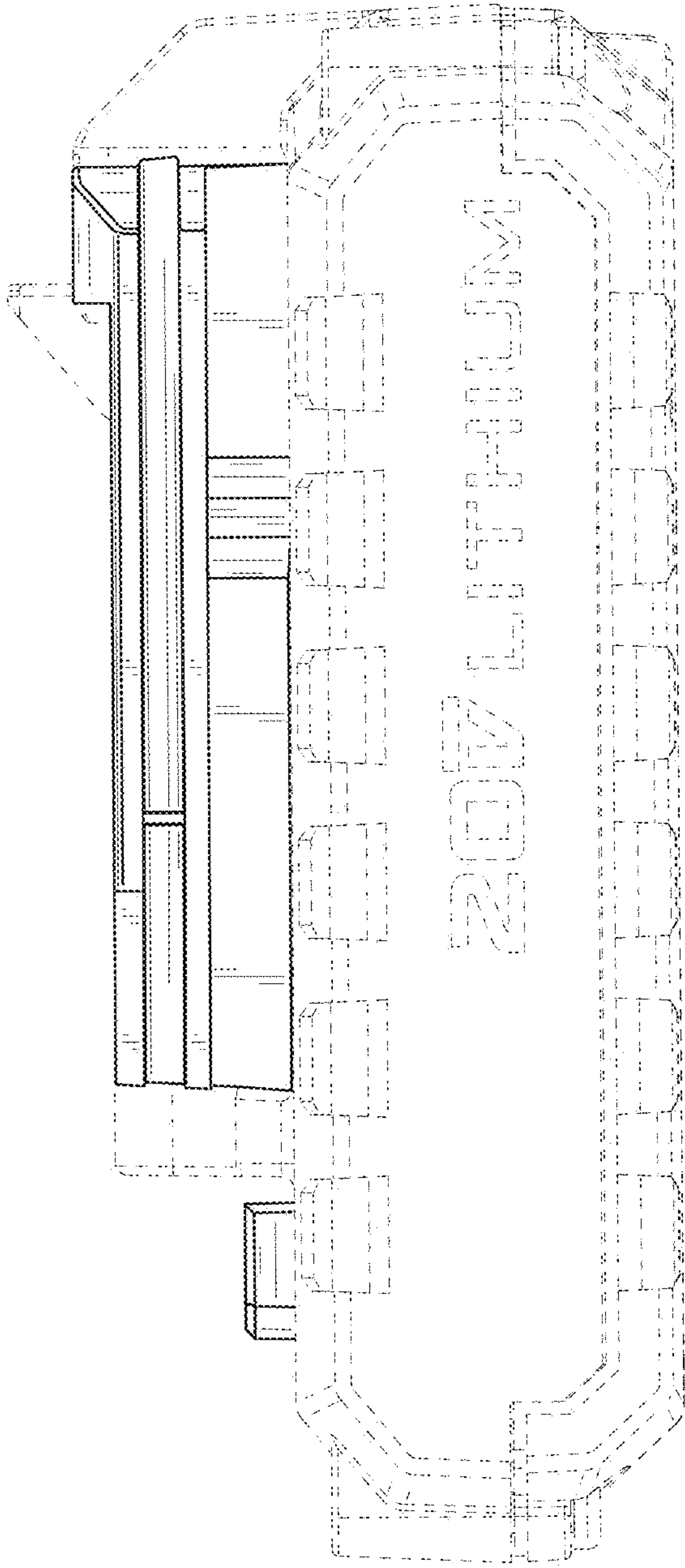


FIG. 5

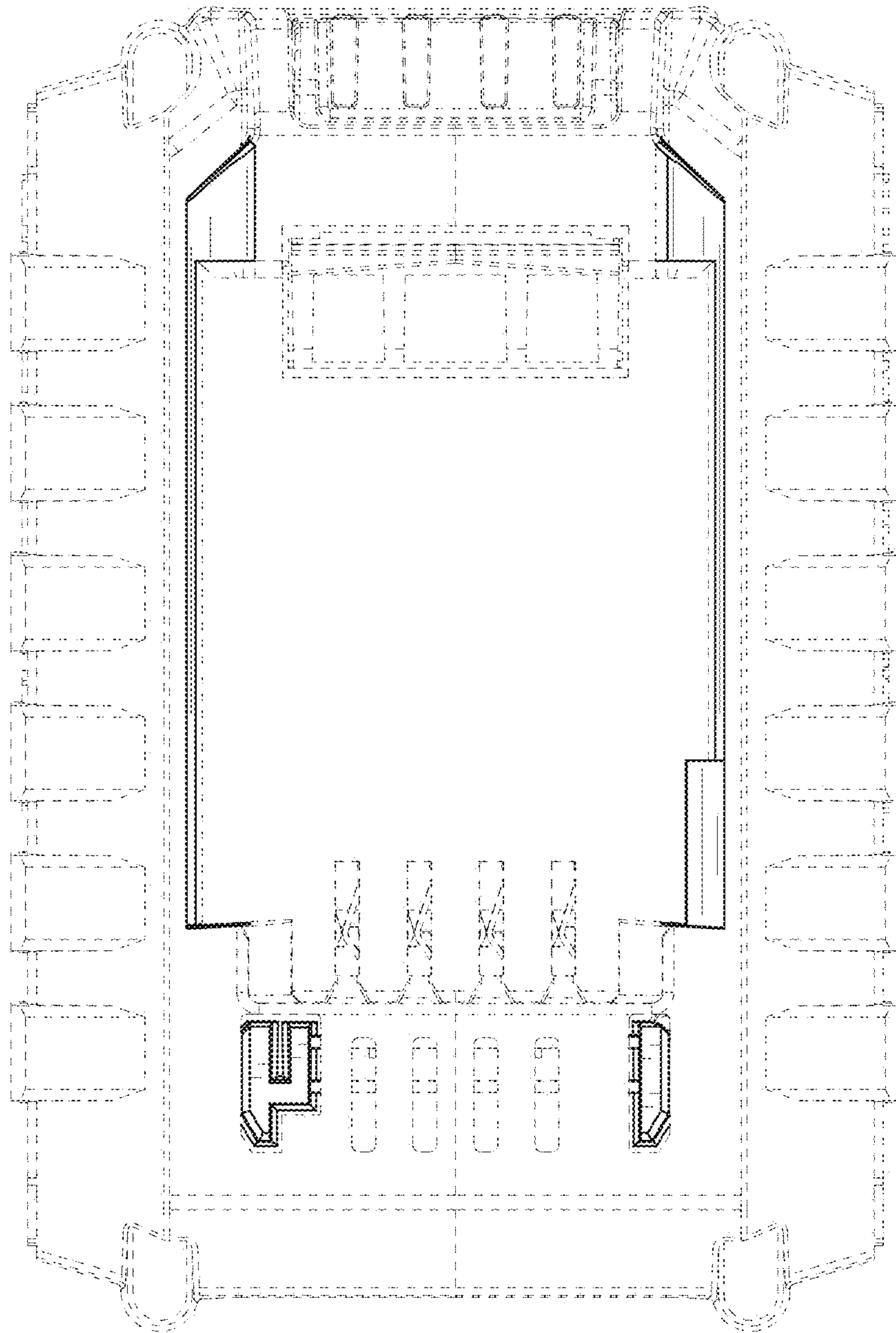


FIG. 6

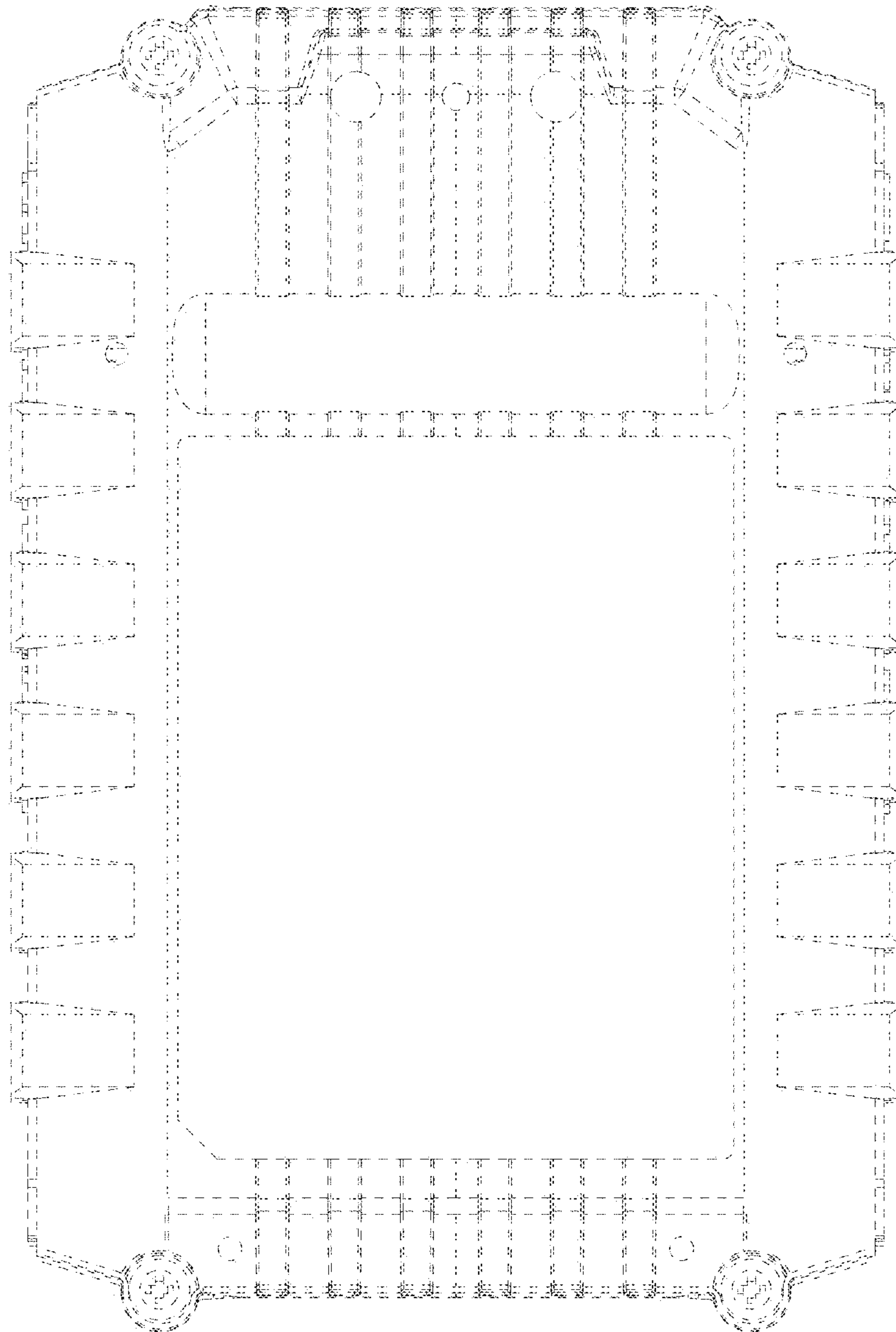


FIG. 7