



US00D687374S

(12) **United States Design Patent**  
**Biedermann et al.**

(10) **Patent No.:** **US D687,374 S**

(45) **Date of Patent:** **\*\* Aug. 6, 2013**

(54) **CHARGER**

(75) Inventors: **David Thomas Biedermann**, Easton, CT (US); **Eric William Olson**, Los Angeles, CA (US); **Eric Gregory Schmid**, Culver City, CA (US)

(73) Assignee: **The Gillette Company**, Boston, MA (US)

(\*\*) Term: **14 Years**

(21) Appl. No.: **29/384,530**

(22) Filed: **Jan. 31, 2011**

(51) **LOC (9) Cl.** ..... **13-02**

(52) **U.S. Cl.**  
USPC ..... **D13/108**

(58) **Field of Classification Search**  
USPC ..... D13/107-110, 138.1-138.2, 118-119, D13/184, 199; 320/107-115  
See application file for complete search history.

(56) **References Cited**

U.S. PATENT DOCUMENTS

D350,113	S	*	8/1994	Nagele	.....	D13/110
D357,224	S	*	4/1995	Nagele et al.	.....	D13/107
D367,257	S	*	2/1996	Buelow et al.	.....	D13/110
5,611,701	A	*	3/1997	Hahn	.....	439/131
5,613,863	A	*	3/1997	Klaus et al.	.....	439/131
D412,487	S	*	8/1999	Nagele et al.	.....	D13/108

D449,030	S	*	10/2001	Baxter et al.	.....	D13/110
D454,537	S	*	3/2002	O'Connor et al.	.....	D13/110
D456,008	S	*	4/2002	Kawanobe et al.	.....	D13/110
D562,231	S	*	2/2008	Osiecki et al.	.....	D13/107
D596,562	S	*	7/2009	Hong et al.	.....	D13/110
7,794,251	B2	*	9/2010	Wen et al.	.....	439/173
D634,269	S	*	3/2011	Griffin, Jr.	.....	D13/108
D638,355	S	*	5/2011	Chen	.....	D13/110
D638,356	S	*	5/2011	Chen	.....	D13/110
2011/0210699	A1	*	9/2011	Wu	.....	320/111

\* cited by examiner

*Primary Examiner* — Rosemary K Tarcza

(74) *Attorney, Agent, or Firm* — Vladimir Vitenberg

(57) **CLAIM**

The ornamental design for a charger, as shown and described.

**DESCRIPTION**

FIG. 1 is a perspective view of a charger, showing our new ornamental design;

FIG. 2 is a top view thereof;

FIG. 3 is a bottom view thereof;

FIG. 4 is a front view thereof;

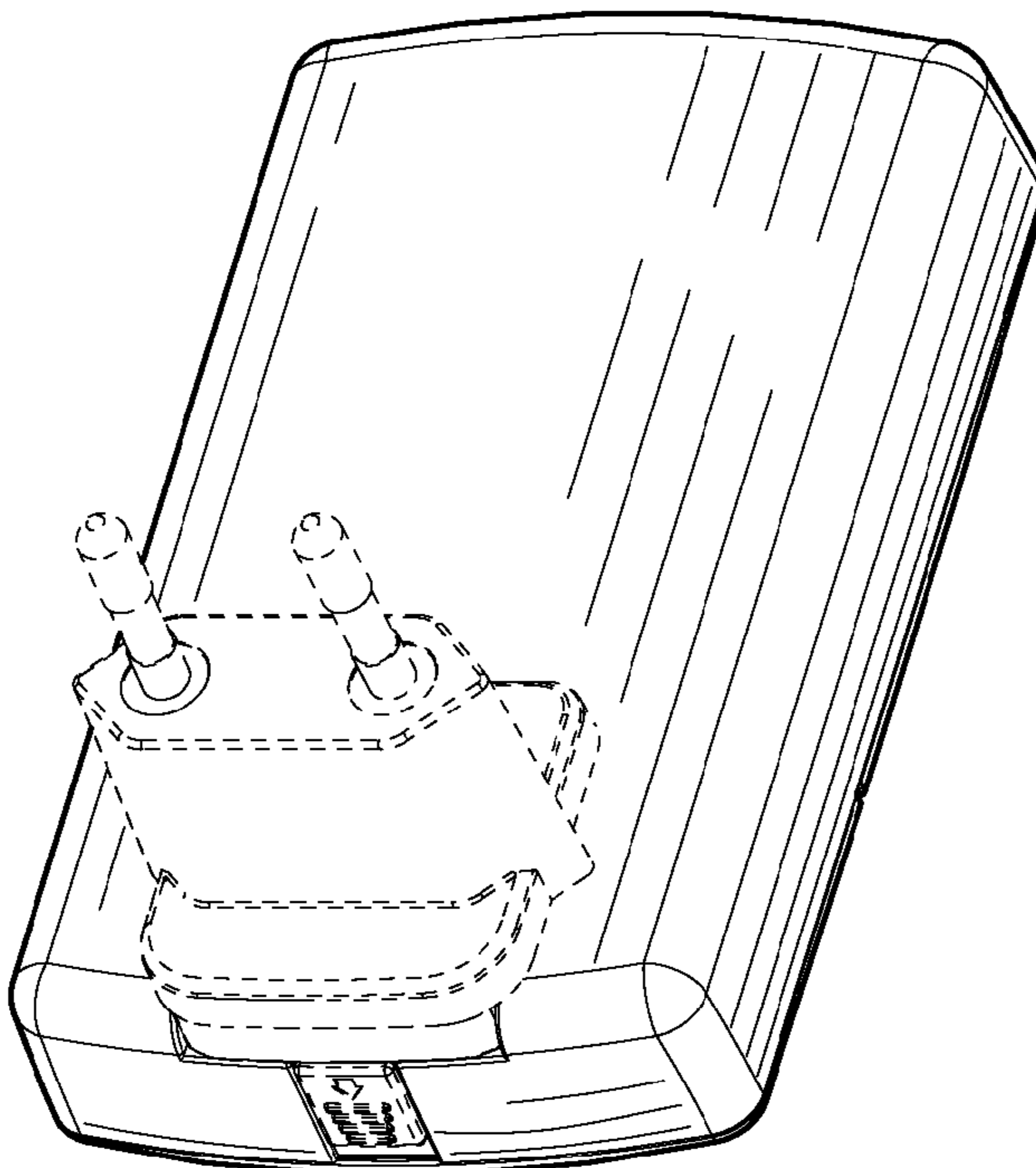
FIG. 5 is a back view thereof;

FIG. 6 is a left-side view thereof; and,

FIG. 7 is a right-side view thereof.

The broken lines shown in the drawings are included for the purpose of illustrating environmental structure and form no part of the claimed design.

**1 Claim, 3 Drawing Sheets**



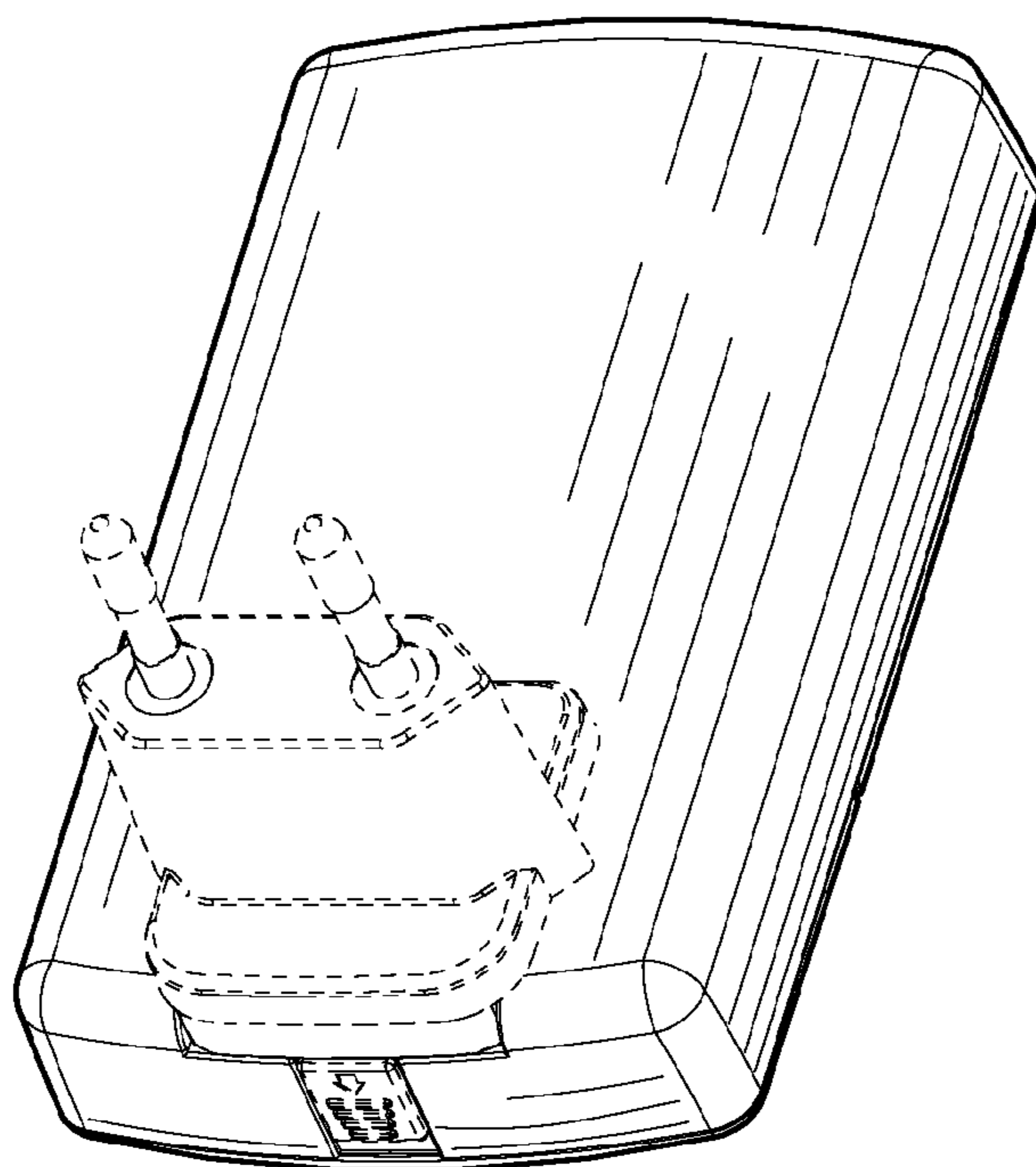


Fig. 1




Fig. 2

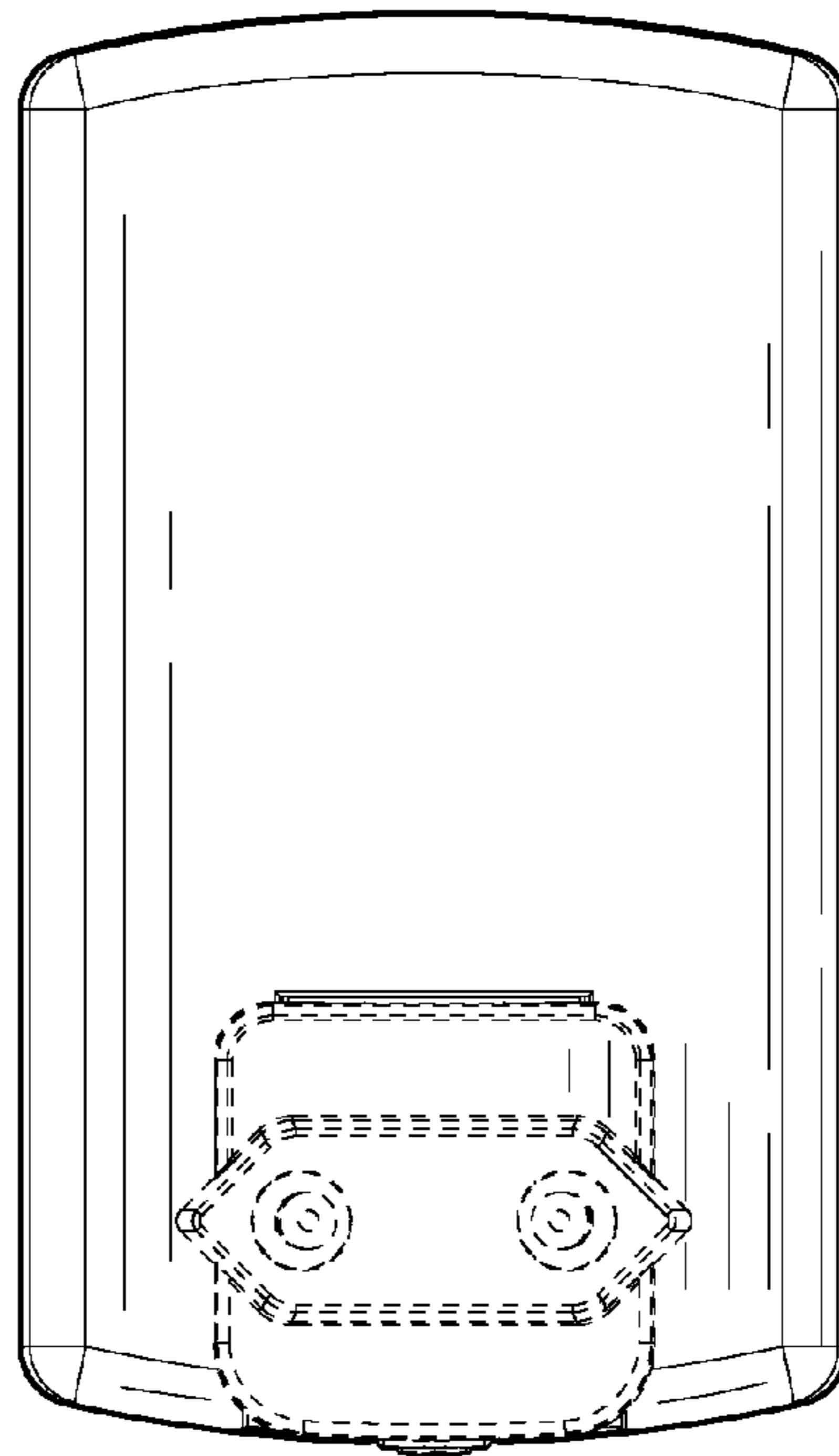


Fig. 3

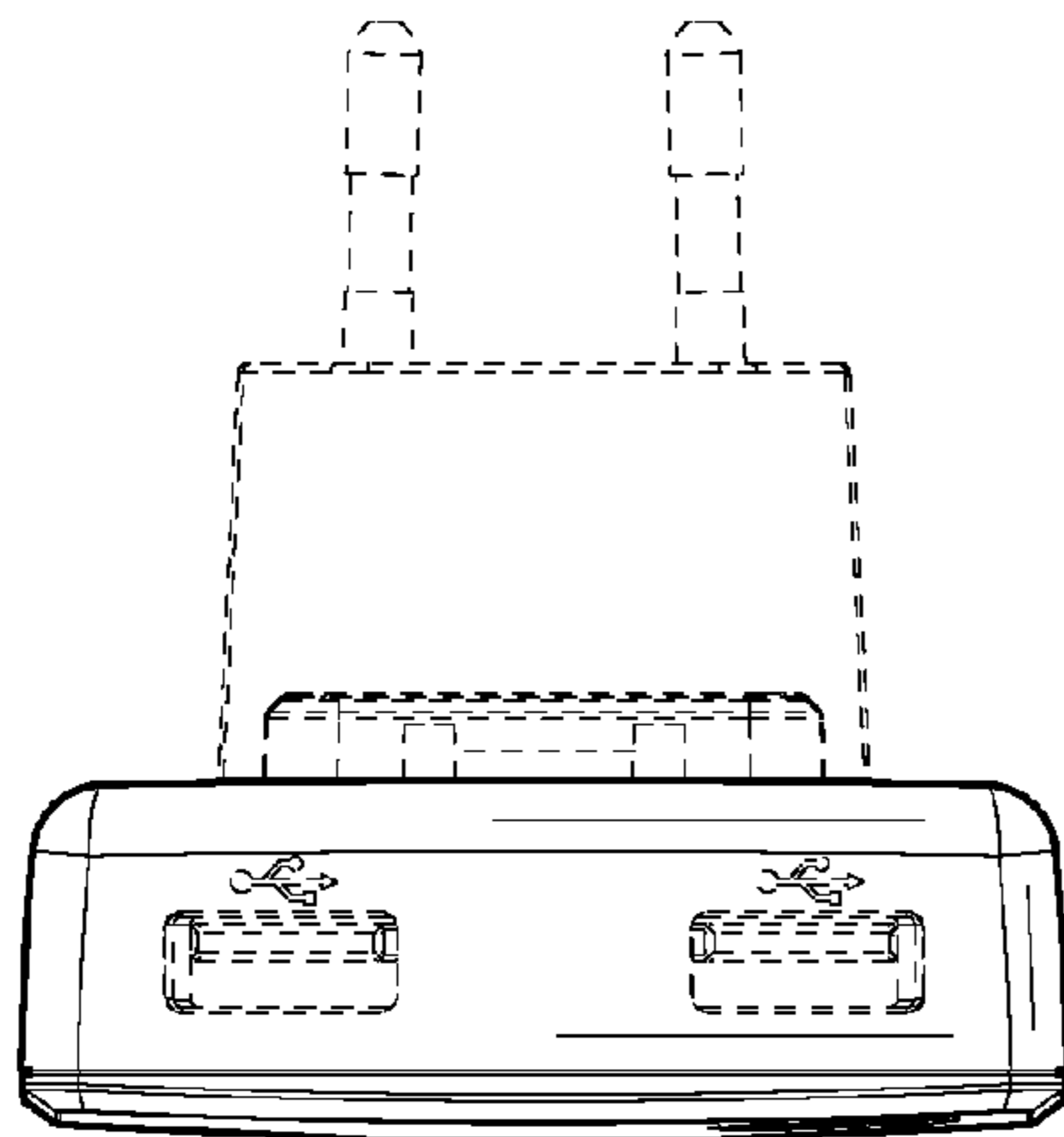


Fig. 4

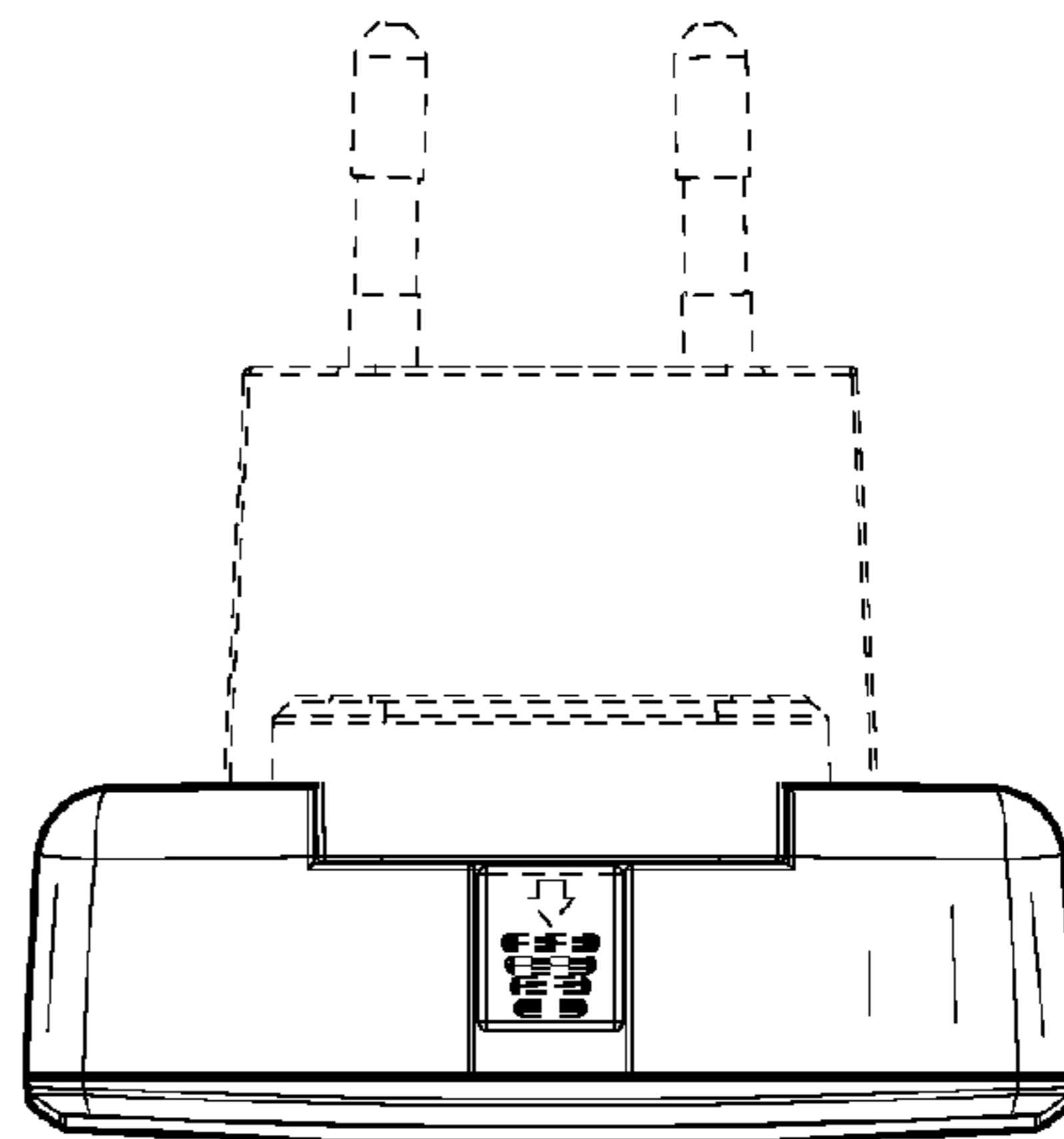


Fig. 5

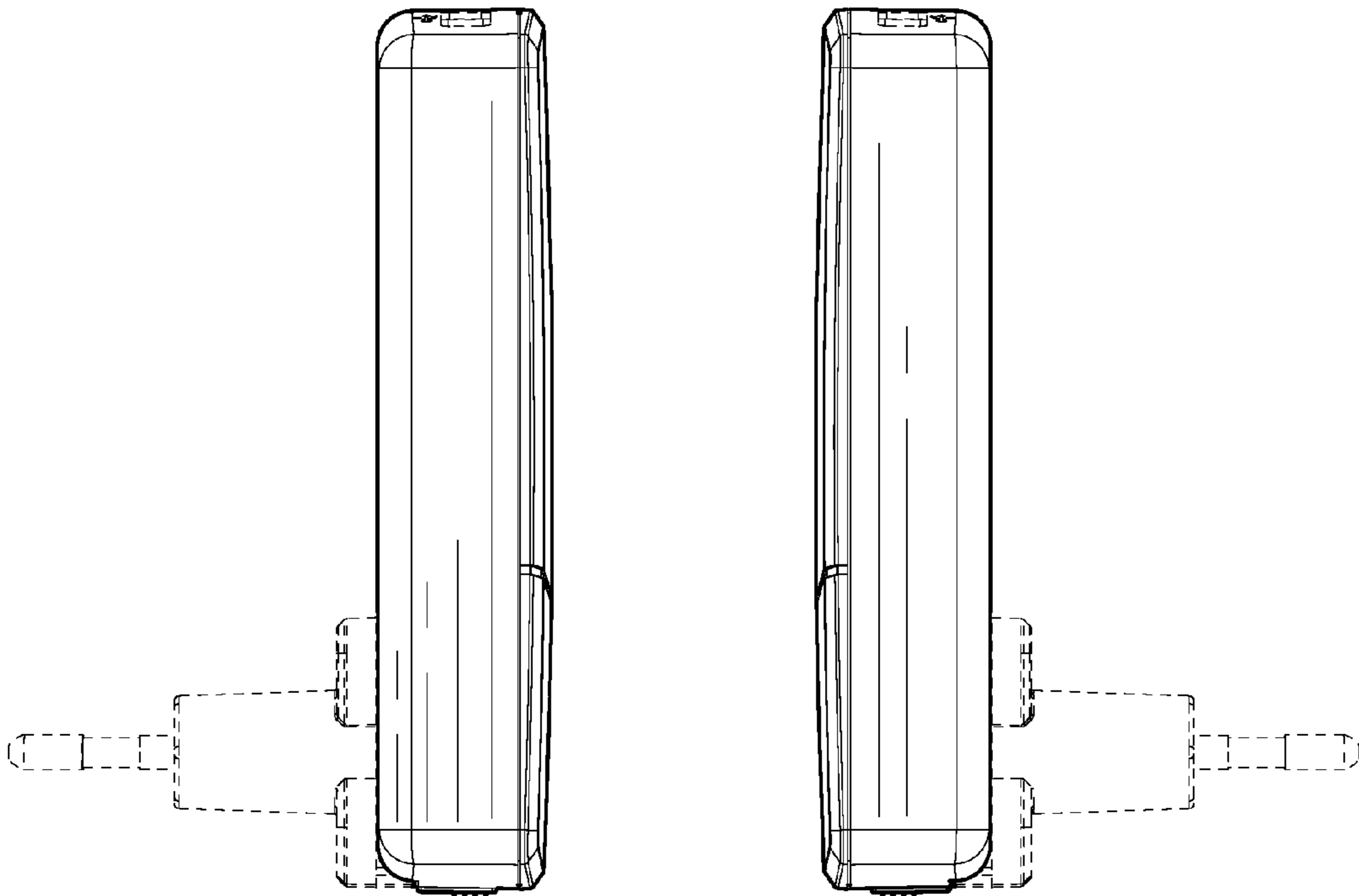


Fig. 6

Fig. 7