



US00D687372S

(12) **United States Design Patent**
Tang

(10) **Patent No.:** **US D687,372 S**

(45) **Date of Patent:** **** Aug. 6, 2013**

(54) **BATTERY**

(76) Inventor: **Weibin Tang**, Guangzhou (CN)

(**) Term: **14 Years**

(21) Appl. No.: **29/406,249**

(22) Filed: **Nov. 11, 2011**

(30) **Foreign Application Priority Data**

Sep. 14, 2011 (CN) 2011 3 0321936

(51) **LOC (9) Cl.** **13-02**

(52) **U.S. Cl.**
USPC **D13/104**

(58) **Field of Classification Search**
USPC D13/102-106, 110, 118-119, 184;
429/96-100, 149, 163, 176, 187
See application file for complete search history.

(56) **References Cited**

U.S. PATENT DOCUMENTS

D188,421 S * 7/1960 Slautterback D13/104
3,105,909 A * 10/1963 Jones 307/10.1

4,632,888 A * 12/1986 Kump et al. 429/187
D303,652 S * 9/1989 Lopez-Doriga
Lopez-Doriga D13/106
D310,821 S * 9/1990 Hulsebus et al. D13/104
5,492,779 A * 2/1996 Ronning 429/120
5,663,008 A * 9/1997 Shimakawa et al. 429/443
D458,900 S * 6/2002 Carter et al. D13/106
D625,254 S * 10/2010 Mack et al. D13/104
D633,864 S * 3/2011 Qualls et al. D13/106
D633,865 S * 3/2011 Qualls et al. D13/106
D643,810 S * 8/2011 Qualls et al. D13/106

* cited by examiner


Primary Examiner — Rosemary K Tarca

(57) **CLAIM**
The ornamental design for a battery, as shown.

DESCRIPTION

FIG. 1 is a front perspective view of a battery showing my new design;
FIG. 2 is a rear view thereof;
FIG. 3 is a left side view thereof;
FIG. 4 is a right side view thereof;
FIG. 5 is a top view thereof;
FIG. 6 is a bottom view thereof; and,
FIG. 7 is a three-dimensional view thereof.

1 Claim, 4 Drawing Sheets






Fig. 1




Fig. 2




Fig.3




Fig.4

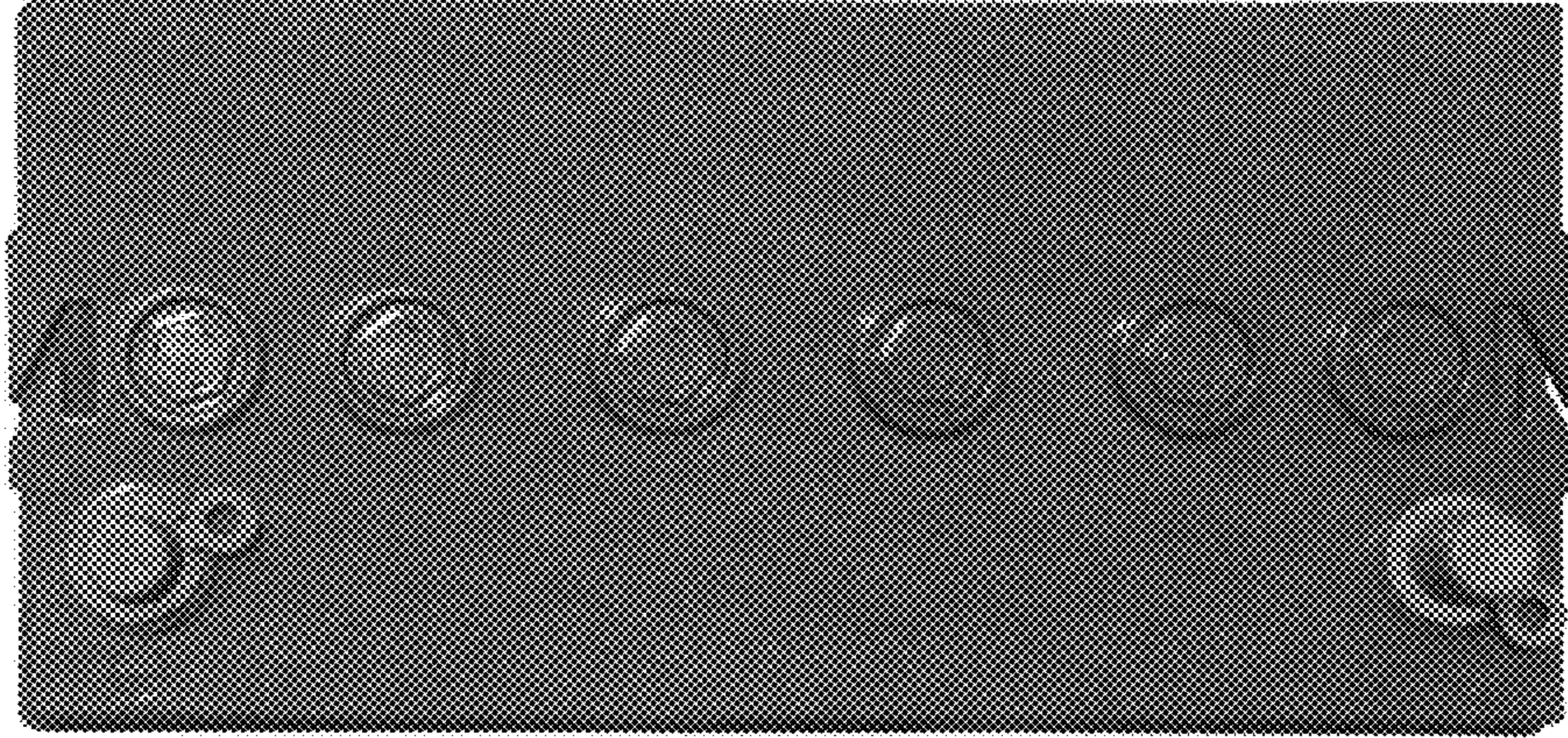


Fig.5




Fig.6




Fig. 7