



US00D687361S

(12) **United States Design Patent**  
**Gagnon et al.**

(10) **Patent No.:** **US D687,361 S**  
(45) **Date of Patent:** **\*\* Aug. 6, 2013**

(54) **VEHICLE CEILING PANEL**

(75) Inventors: **Mario Gagnon**, Ste-Adele (CA); **Ivan Brousseau**, Montreal (CA); **Thomas Rouayroux**, Montreal (CA)

(73) Assignee: **Nova Bus, a division of Volvo Group Canada, Inc.**, St. Eustache (CA)

(\*\*) Term: **14 Years**

(21) Appl. No.: **29/383,778**

(22) Filed: **Jan. 21, 2011**

(51) **LOC (9) Cl.** ..... **12-08**

(52) **U.S. Cl.**  
USPC ..... **D12/195**

(58) **Field of Classification Search**  
USPC ..... D12/195, 193, 414, 190, 196; 180/190;  
280/750-752; 296/190.01-190.91, 70, 193.08,  
296/145, 153, 37.1-37.13, 149, 146.1; D15/17,  
D15/28; D10/46, 98, 102-103; 49/501-502;  
D8/302-303

See application file for complete search history.

(56) **References Cited**

**U.S. PATENT DOCUMENTS**

6,267,428 B1 \* 7/2001 Baldas et al. .... 296/37.7  
D463,357 S \* 9/2002 Granzeier et al. .... D12/345  
6,619,716 B1 \* 9/2003 Sturt ..... 296/37.8  
7,097,225 B2 \* 8/2006 Huisingh et al. .... 296/37.7  
D539,210 S \* 3/2007 Guard et al. .... D12/345

D556,108 S \* 11/2007 Lepage ..... D12/195  
D608,267 S \* 1/2010 Aruga et al. .... D12/195  
2012/0128952 A1 \* 5/2012 Miwa et al. .... 428/215

\* cited by examiner

*Primary Examiner* — Katrina A Betton

(74) *Attorney, Agent, or Firm* — Norton Rose Fulbright Canada LLP

(57) **CLAIM**

The ornamental design for a vehicle ceiling panel, as shown and described.

**DESCRIPTION**

FIG. 1 is an end view of a vehicle ceiling panel in accordance with a first embodiment of our new design, shown within a vehicle body, the opposite end view being a mirror image thereof;


FIG. 2 is a perspective view of the vehicle ceiling panel of FIG. 1;

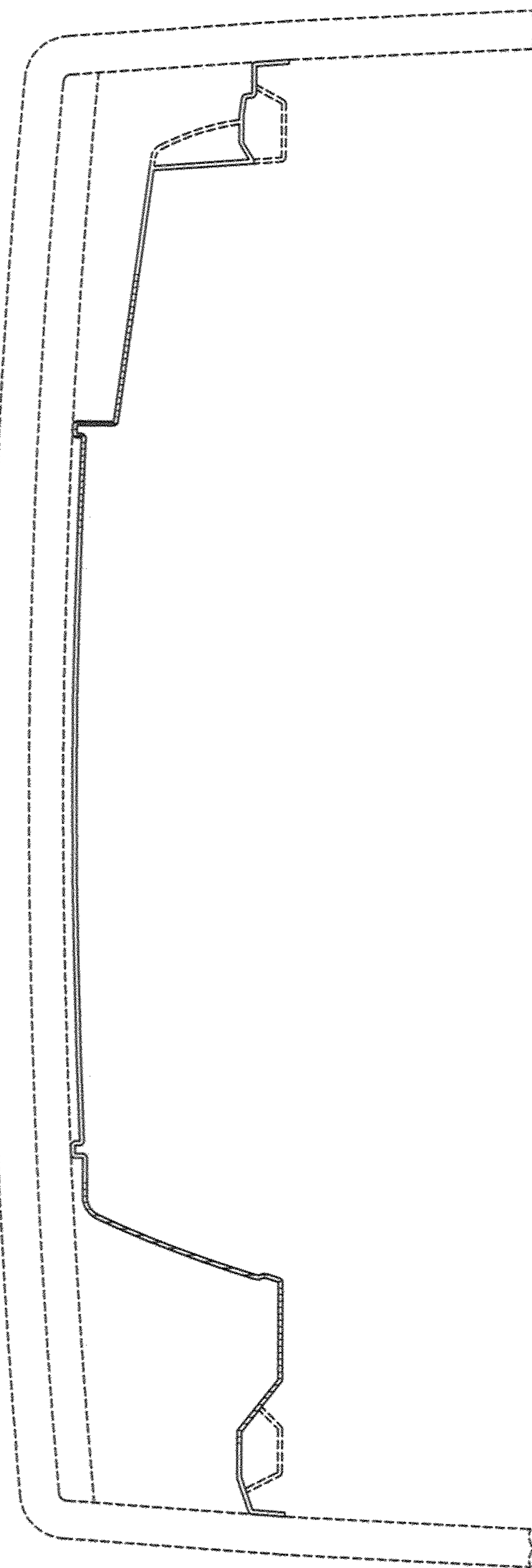
FIG. 3 is a plan view of the vehicle ceiling panel of FIG. 1; FIG. 4 is an end view of a vehicle ceiling panel in accordance with a second embodiment of our new design, shown within a vehicle body, the opposite end view being a mirror image thereof;

FIG. 5 is a perspective view of the vehicle ceiling panel of FIG. 4; and,

FIG. 6 is a plan view of the vehicle ceiling panel of FIG. 4. Any parts shown in broken lines represent environment and form no part of the claimed design.

**1 Claim, 6 Drawing Sheets**





*FIG. 1*

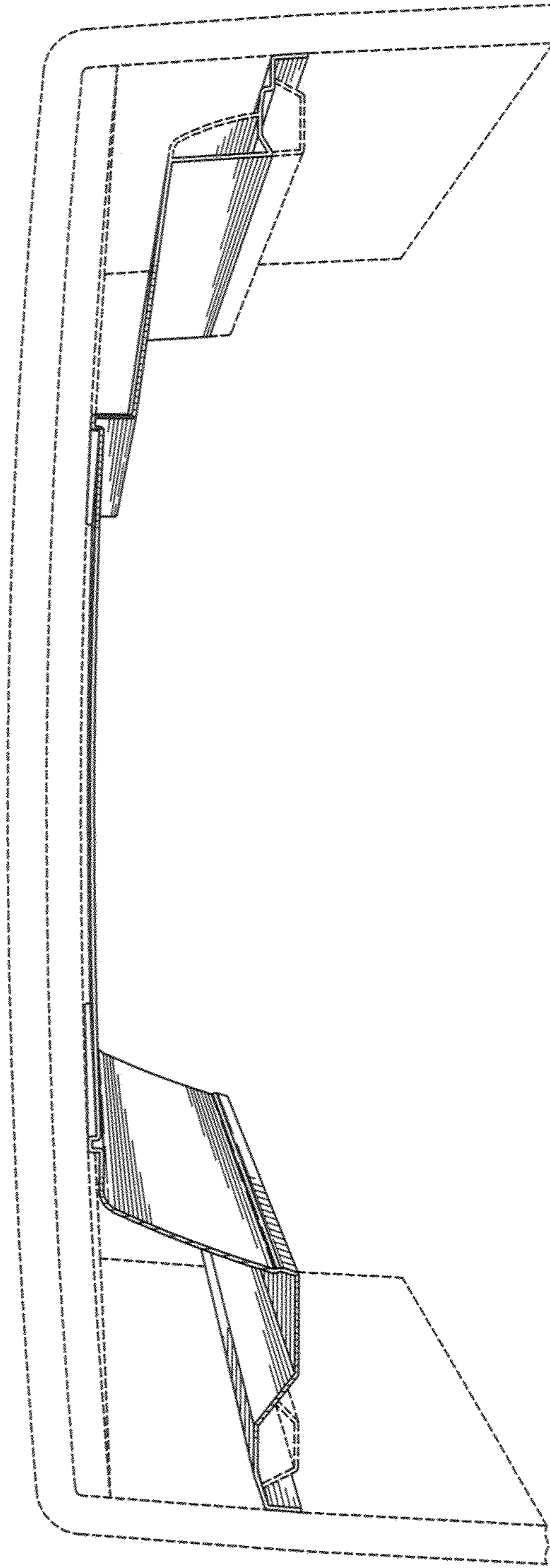


FIG. 2




FIG. 3




FIG. 4

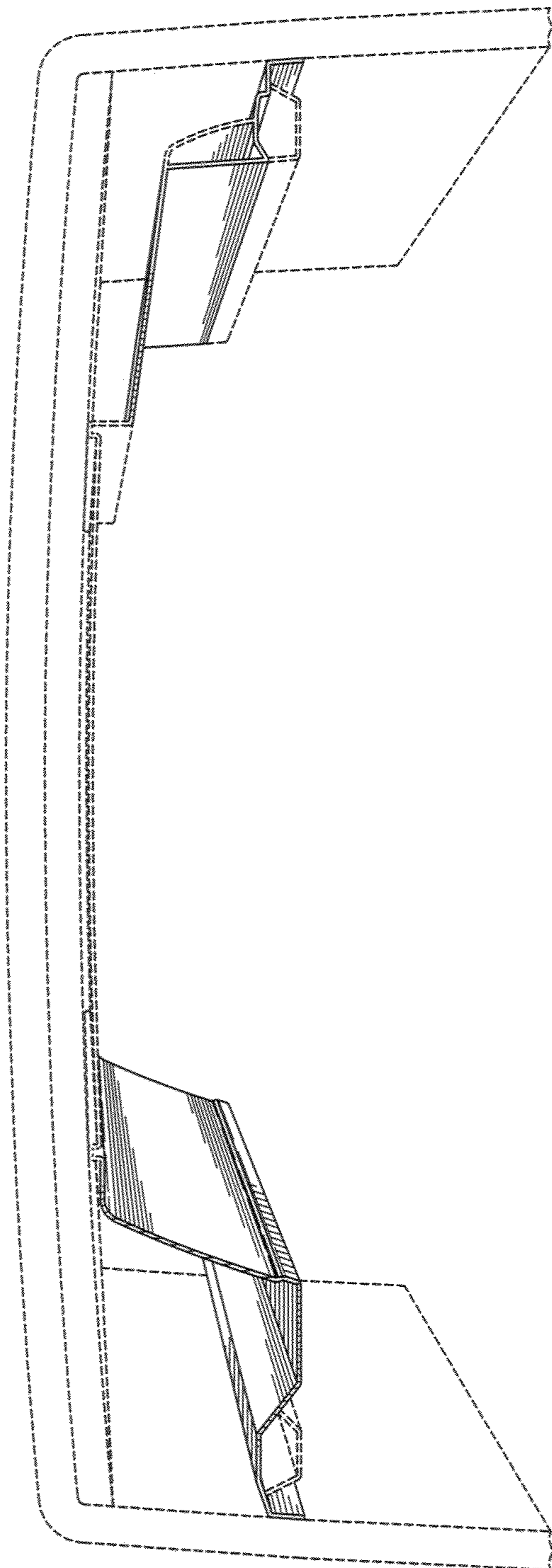


FIG. 5




FIG. 6