



US00D687349S

(12) **United States Design Patent**
Kruger et al.

(10) **Patent No.:** **US D687,349 S**

(45) **Date of Patent:** **** *Aug. 6, 2013**

(54) **AUTOMOBILE BODY**

(75) Inventors: **Scott M. Kruger**, Macomb, MI (US);
Mark C. Trostle, Clarkston, MI (US);
Joseph S. Dehner, Bloomfield, MI (US)

(73) Assignee: **Chrysler Group LLC**, Auburn Hills, MI (US)

(*) Notice: This patent is subject to a terminal disclaimer.

(**) Term: **14 Years**

(21) Appl. No.: **29/414,983**

(22) Filed: **Mar. 6, 2012**

(51) **LOC (9) Cl.** **12-08**

(52) **U.S. Cl.**
USPC **D12/92; D12/82**

(58) **Field of Classification Search**
USPC D12/82, 86, 88, 90, 91, 92; D21/424,
D21/433, 434, 548; 296/181.1, 181.5
See application file for complete search history.

(56) **References Cited**

U.S. PATENT DOCUMENTS

D353,563 S	12/1994	Ferrerio et al.	
D360,171 S *	7/1995	Hubbach et al.	D12/91
D375,469 S *	11/1996	Ferrerio et al.	D12/91
D414,445 S *	9/1999	Dehner et al.	D12/92
D430,508 S *	9/2000	Crain et al.	D12/92
D455,984 S *	4/2002	Boulay et al.	D12/92
D456,313 S *	4/2002	Walling et al.	D12/92
D477,548 S *	7/2003	Panoz	D12/92
D485,211 S *	1/2004	Pfeiffer et al.	D12/92
D517,949 S *	3/2006	Nielander et al.	D12/92
D523,777 S *	6/2006	Hirai et al.	D12/92

D523,778 S *	6/2006	Saridakis et al.	D12/92
D525,914 S *	8/2006	Taylor et al.	D12/92
D561,645 S *	2/2008	Kim et al.	D12/92
D566,621 S *	4/2008	Lukasak et al.	D12/92
D573,509 S *	7/2008	Lukasak et al.	D12/92
D573,510 S *	7/2008	Pininfarina	D12/92
D593,001 S *	5/2009	Crijns	D12/92
D607,780 S *	1/2010	Larson	D12/92
D610,043 S *	2/2010	Bauer et al.	D12/92
D612,768 S *	3/2010	Fisker et al.	D12/92
D620,396 S *	7/2010	Reichman et al.	D12/92
D620,534 S *	7/2010	Ramaciotti	D12/92
D629,718 S *	12/2010	Reichman et al.	D12/92
D645,790 S *	9/2011	Vardis et al.	D12/92
D665,307 S *	8/2012	Casoni	D12/92
D671,458 S *	11/2012	Lee et al.	D12/92

* cited by examiner

Primary Examiner — Susan E Krakower

Assistant Examiner — John T Applewhite

(74) *Attorney, Agent, or Firm* — Ralph E Smith

(57) **CLAIM**

The ornamental design for an automobile body, as shown and described.

DESCRIPTION

FIG. 1 is a front perspective view of an automobile body showing our new design;

FIG. 2 is a rear perspective view thereof;

FIG. 3 is a top plan view thereof;


FIG. 4 is a side view thereof;

FIG. 5 is a front view thereof; and,

FIG. 6 is a rear view thereof.

It will be understood that the dashed lines presented in the drawings are for illustration only, and do not form a part of the claimed design.

1 Claim, 6 Drawing Sheets



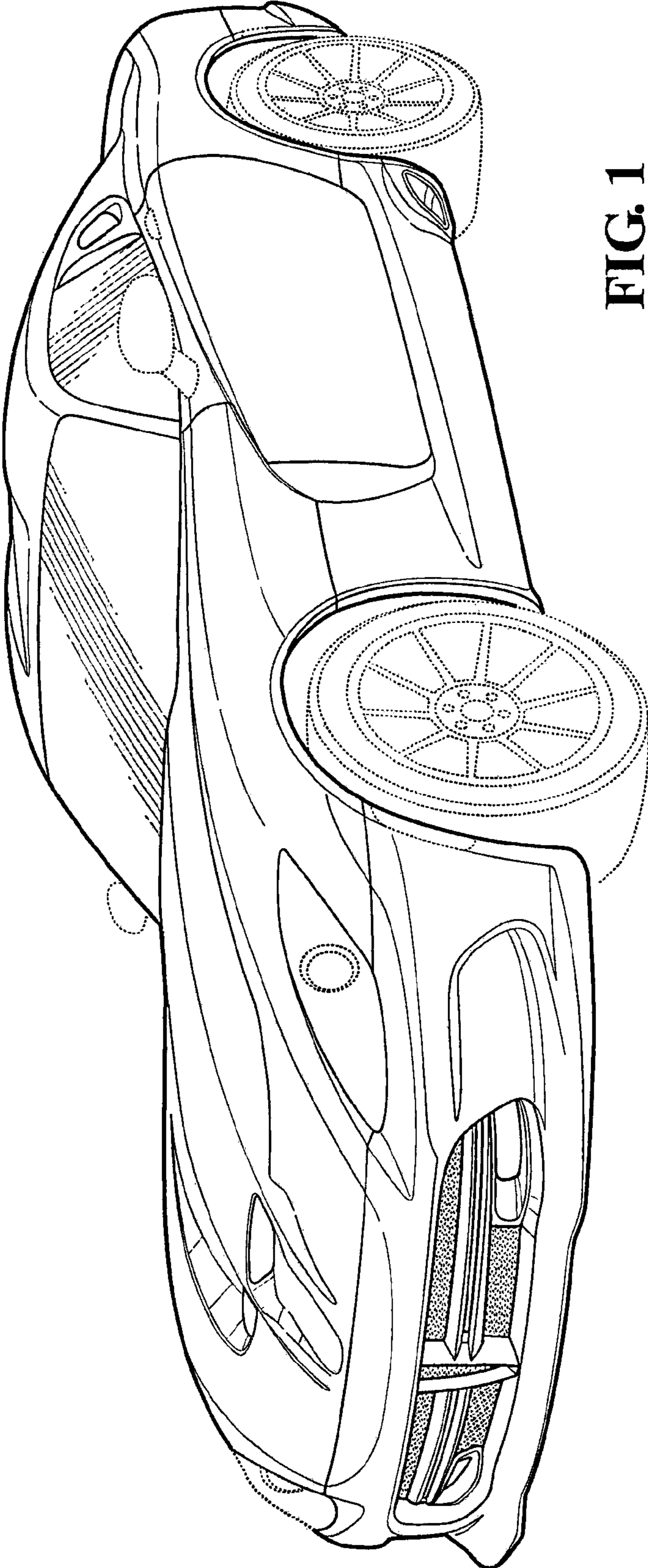


FIG. 1

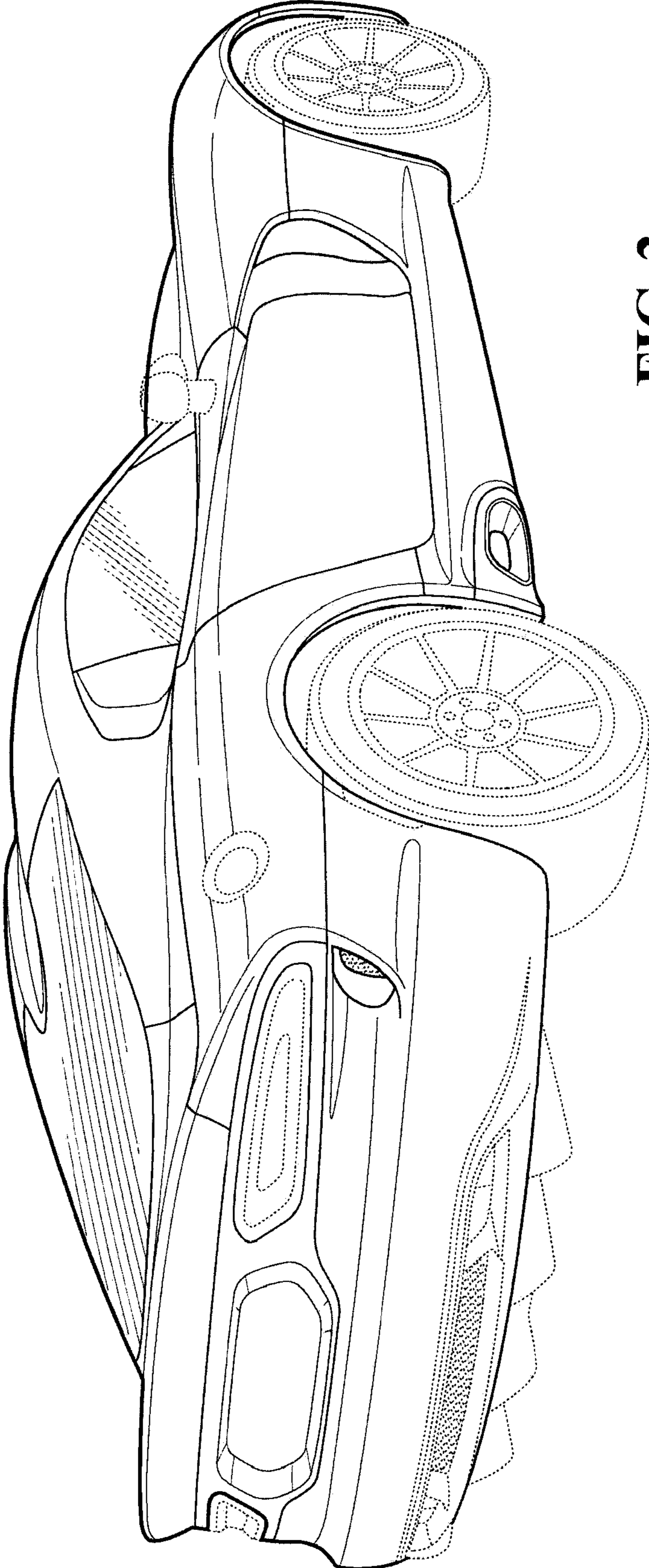


FIG. 2

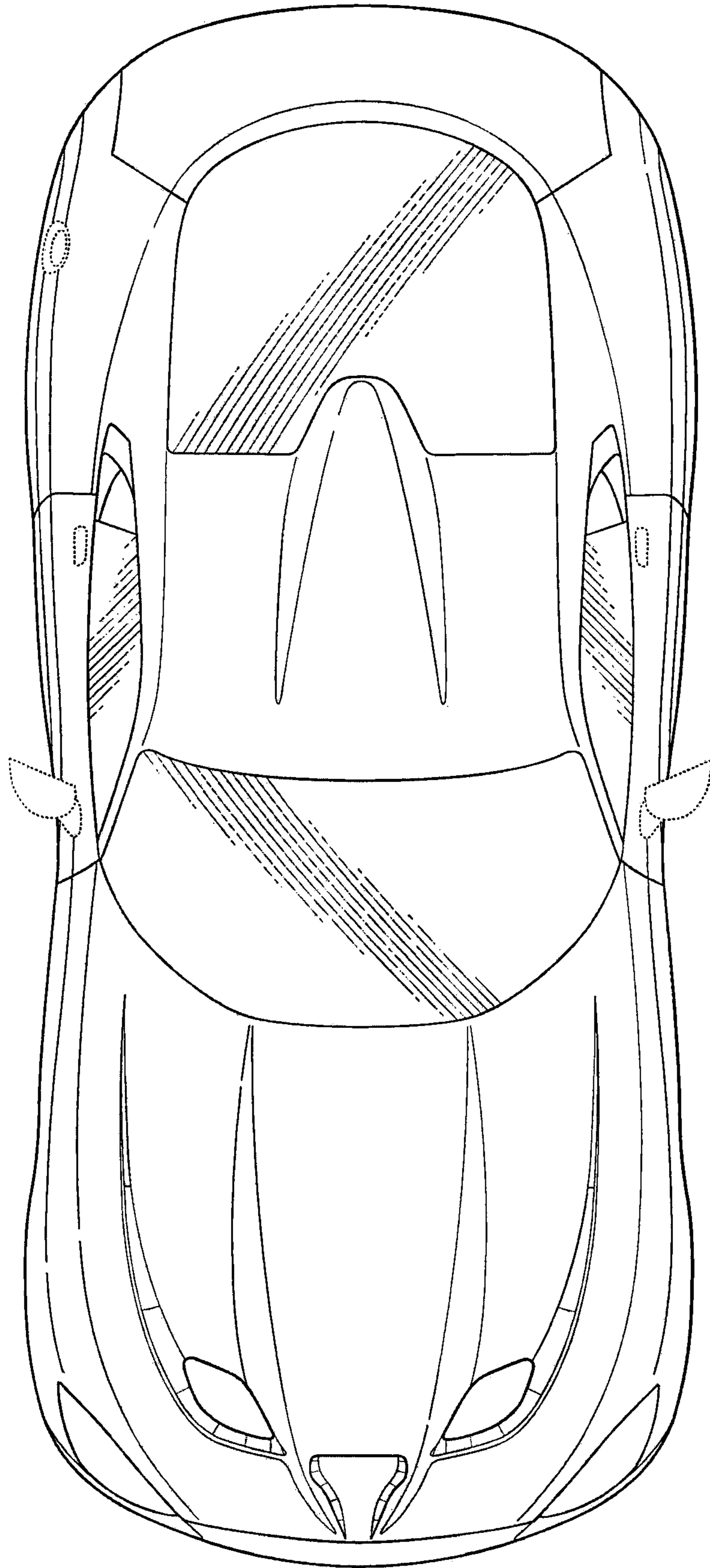


FIG. 3

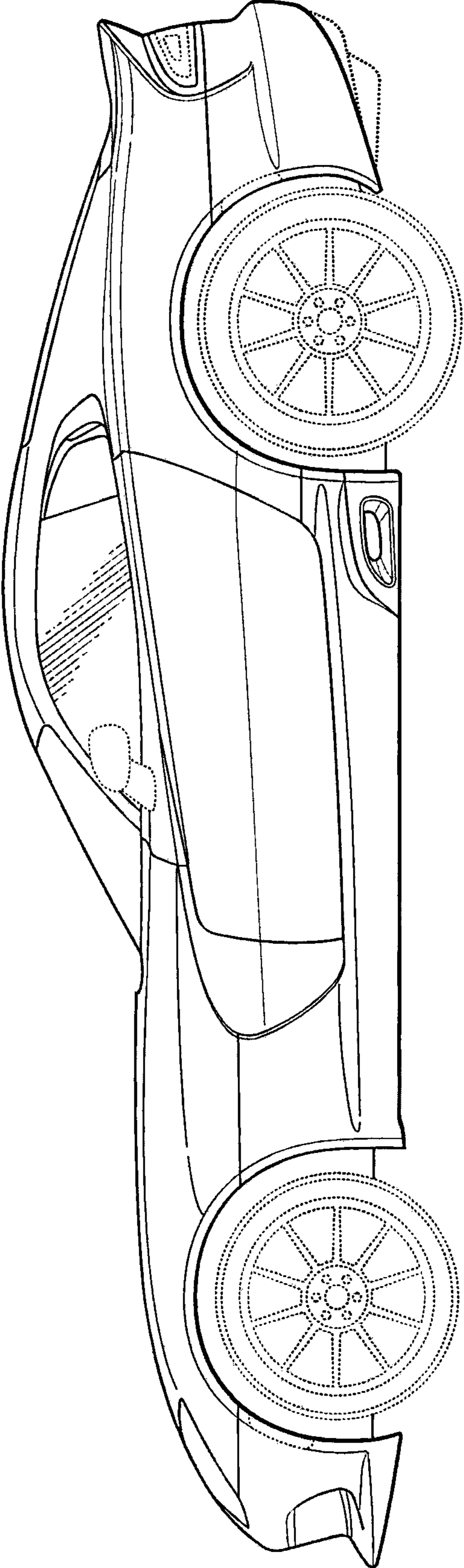


FIG. 4




FIG. 5

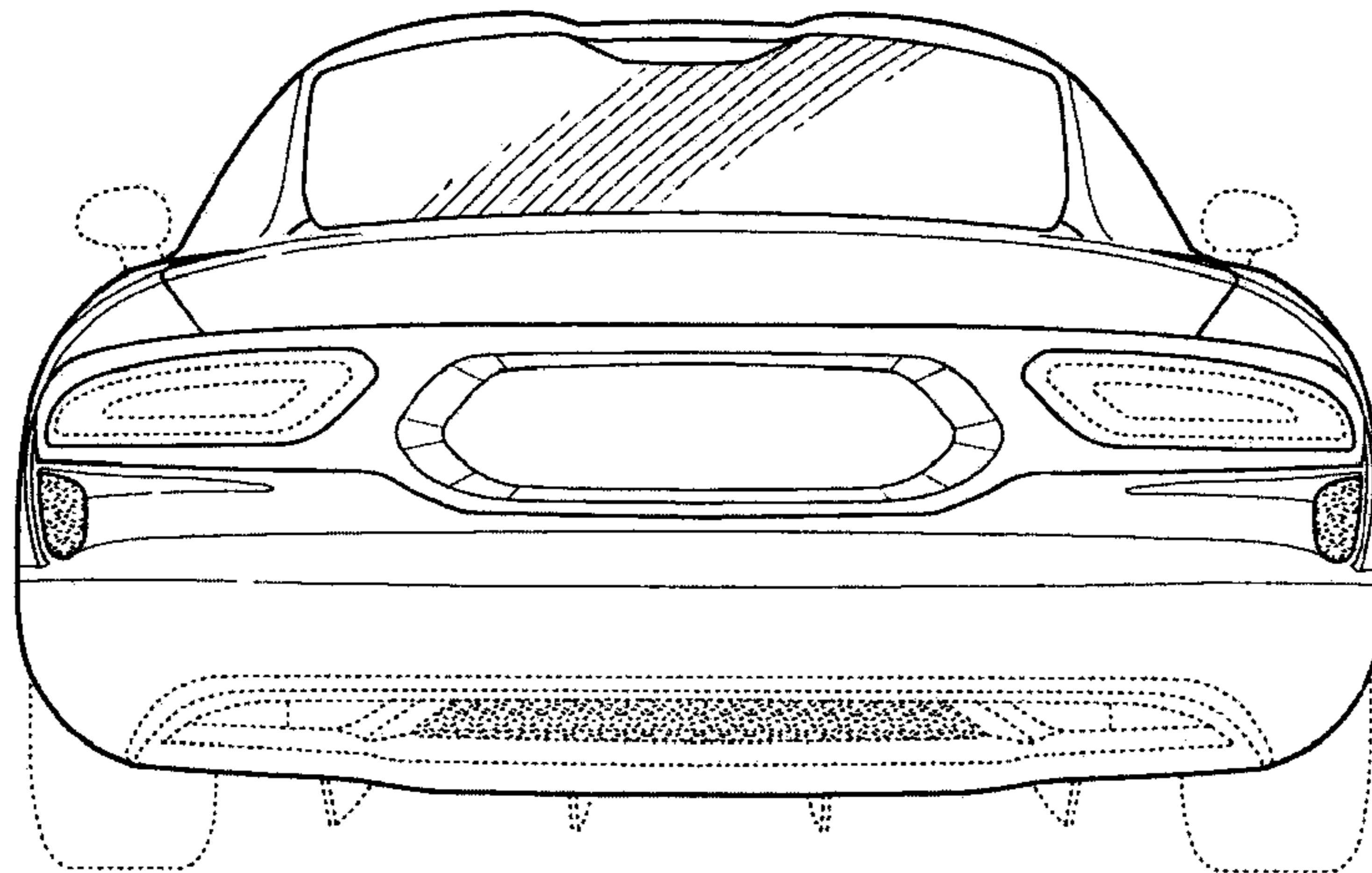


FIG. 6