



US00D687348S

(12) **United States Design Patent**
Nurnberger

(10) **Patent No.:** **US D687,348 S**

(45) **Date of Patent:** **** Aug. 6, 2013**

(54) **AUTOMOBILE**

(75) **Inventor:** **Miles Nurnberger**, Gaydon (GB)

(73) **Assignee:** **Aston Martin Lagonda Limited**,
Gaydon (GB)

(**) **Term:** **14 Years**

(21) **Appl. No.:** **29/414,567**

(22) **Filed:** **Feb. 29, 2012**

(51) **LOC (9) Cl.** **12-08**

(52) **U.S. Cl.**
USPC **D12/92**

(58) **Field of Classification Search**
USPC D12/86, 90–92, 88; D21/424, 433,
D21/434; 296/181.1, 181.5
See application file for complete search history.

(56) **References Cited**

U.S. PATENT DOCUMENTS

D573,510 S	*	7/2008	Pininfarina	D12/92
D620,396 S	*	7/2010	Reichman et al.	D12/92
D628,124 S	*	11/2010	Stephenson	D12/92
D629,718 S		12/2010	Reichman et al.		
D629,725 S		12/2010	Reichman et al.		
D630,140 S		1/2011	Reichman et al.		
D673,080 S	*	12/2012	Cimatti	D12/92

FOREIGN PATENT DOCUMENTS

EM	000212923-0001	4/2004
GB	3013456	7/2003
GB	3024223	4/2006

* cited by examiner

Primary Examiner — Melody Brown

(74) *Attorney, Agent, or Firm* — Dorsey & Whitney LLP


(57) **CLAIM**

The ornamental design for an automobile, as shown and described.

DESCRIPTION

FIG. 1 is a front perspective view of an automobile;
FIG. 2 is a front elevation view of the automobile of FIG. 1;
FIG. 3 is a rear elevation view of the automobile of FIG. 1;
FIG. 4 is a right elevation view of the automobile of FIG. 1;
FIG. 5 is a left elevation view of the automobile of FIG. 1;
and,
FIG. 6 is a top plan view of the automobile of FIG. 1.
The broken lines in FIGS. 1-6 represent portions of the structure of the automobile that form no part of the claimed invention.

1 Claim, 6 Drawing Sheets



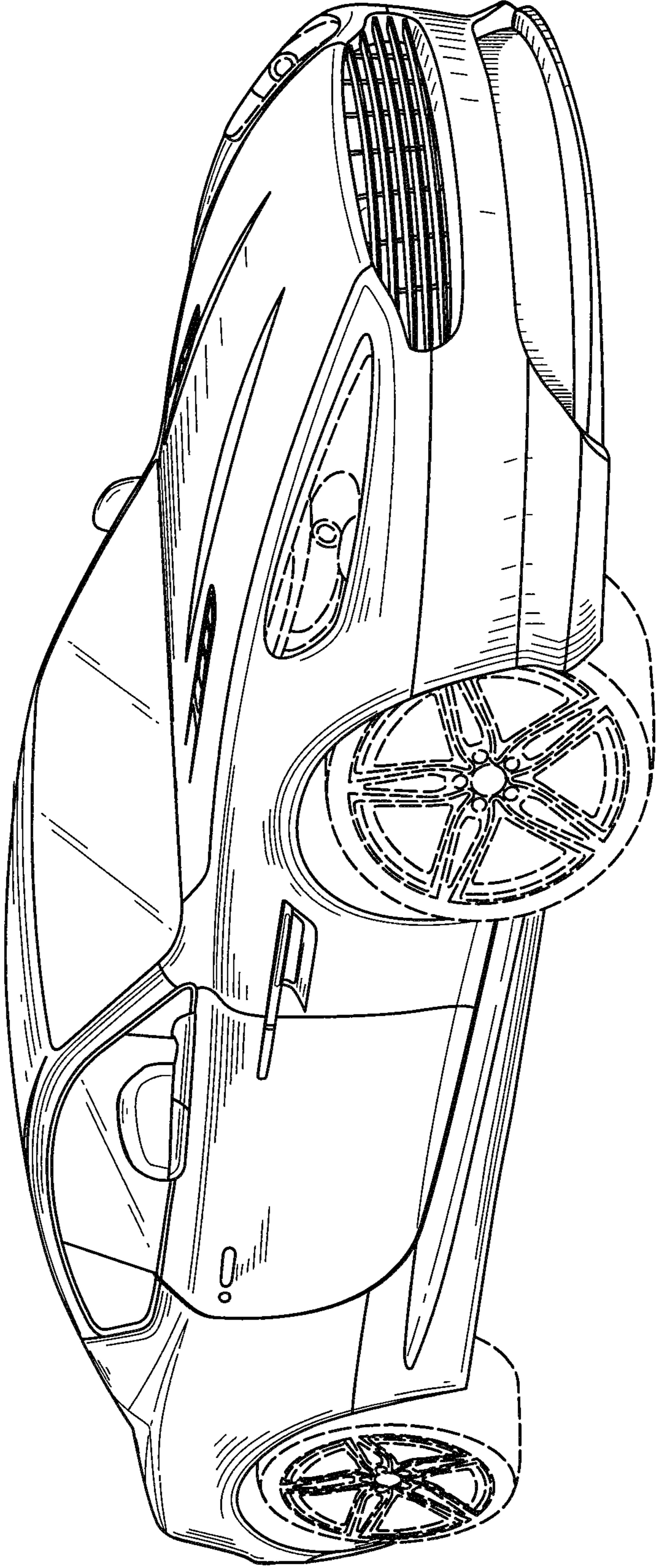


FIG. 1




FIG. 2

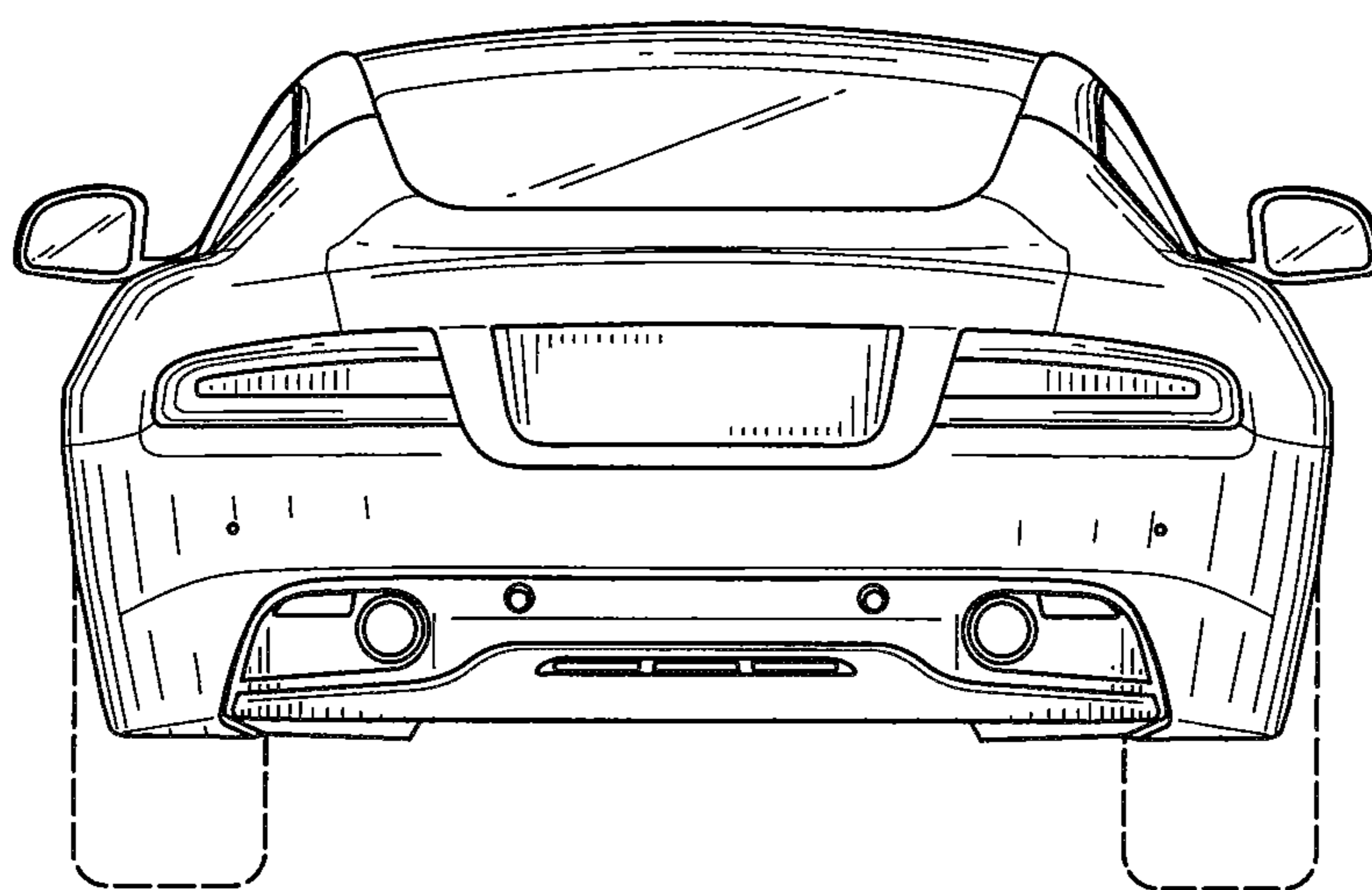


FIG. 3

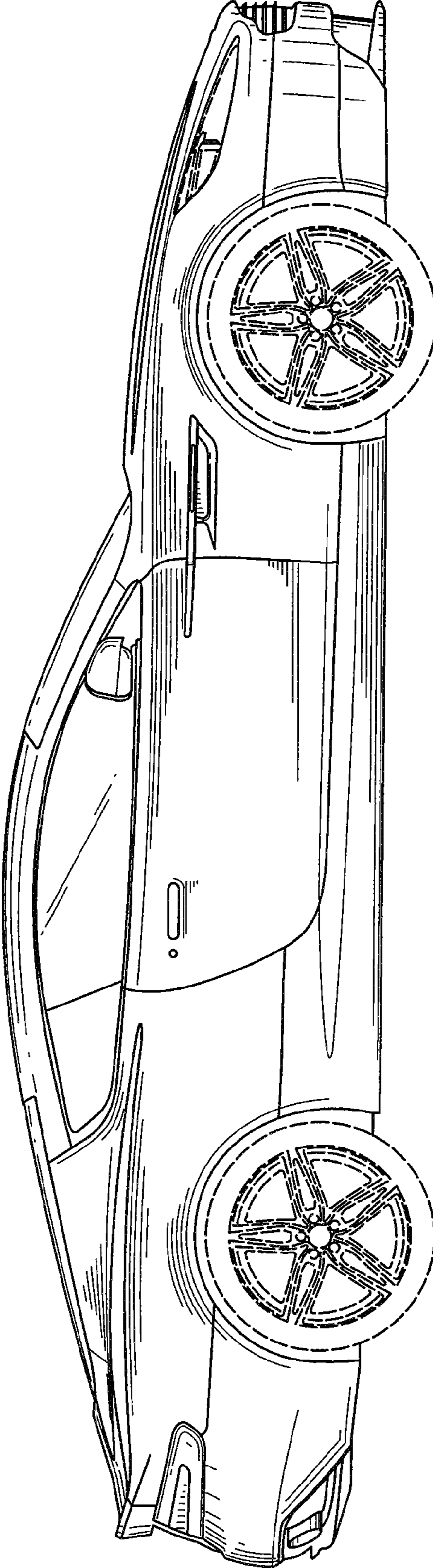


FIG. 4

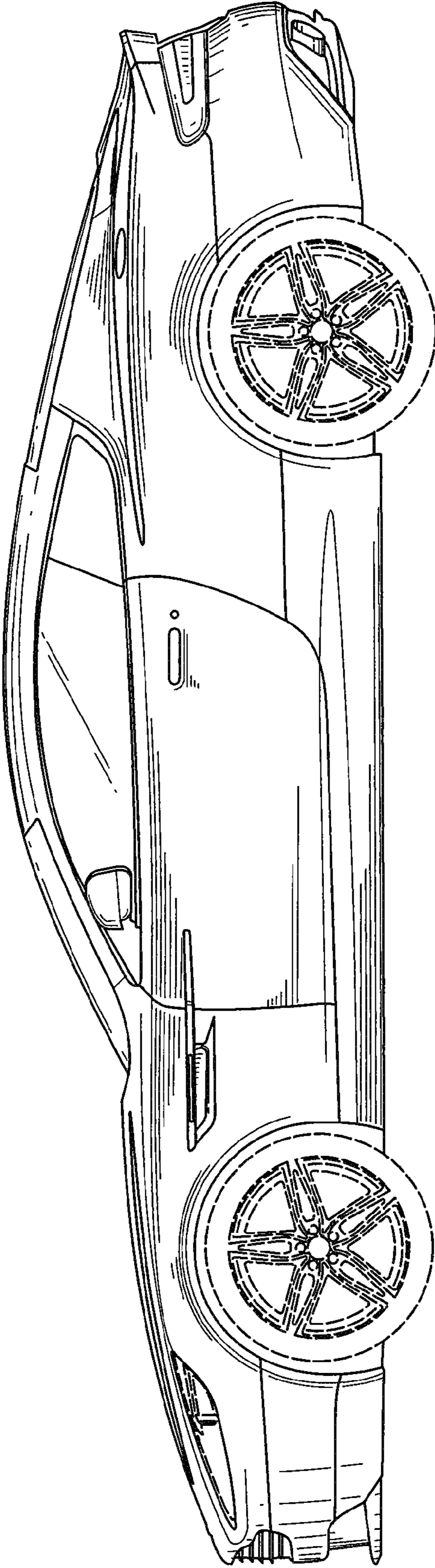


FIG. 5

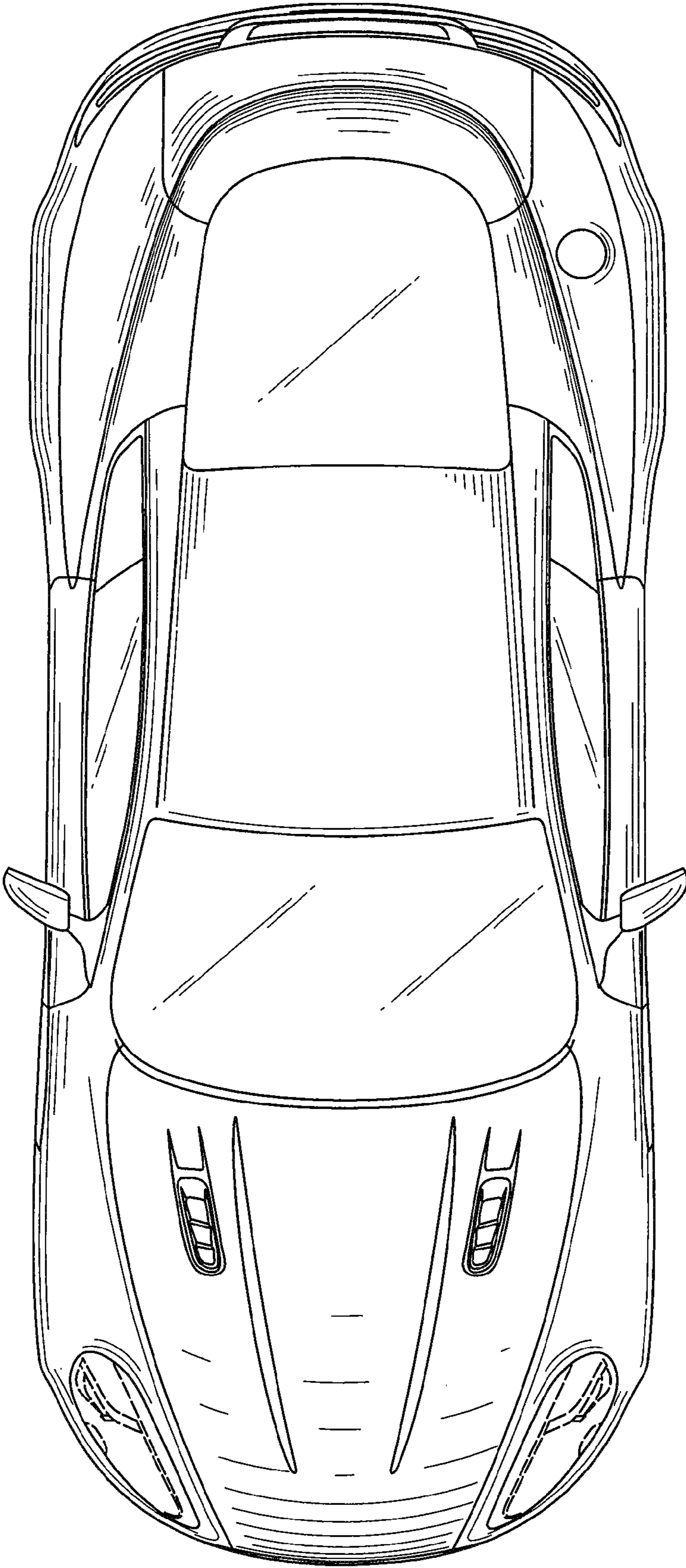


FIG. 6