



US00D687343S

(12) **United States Design Patent**
Edwards

(10) **Patent No.:** **US D687,343 S**

(45) **Date of Patent:** **** Aug. 6, 2013**

(54) **TREE CLIP**

(76) Inventor: **Arlene E. Edwards**, Ruidoso, NM (US)

(**) Term: **14 Years**

(21) Appl. No.: **29/426,901**

(22) Filed: **Jul. 11, 2012**

(51) **LOC (9) Cl.** **06-99**

(52) **U.S. Cl.**
USPC **D11/130**

(58) **Field of Classification Search**

USPC D11/117, 118, 121, 130, 130.1, 142,
D11/143, 144, 146, 152, 153, 164; 428/7,
428/8, 9, 12, 19, 20
See application file for complete search history.

(56) **References Cited**

U.S. PATENT DOCUMENTS

2,836,933	A *	6/1958	Klein	47/41.11
3,679,528	A *	7/1972	Spiegel	428/7
3,746,600	A *	7/1973	Circelli	428/8
D233,532	S *	11/1974	Mitchell	D11/164
4,057,665	A *	11/1977	Szulewski	428/8
D346,345	S *	4/1994	Lan	D11/130.1
D416,514	S *	11/1999	Koo	D11/130
D497,569	S *	10/2004	Elder	D11/130.1
7,128,954	B2 *	10/2006	Tsai	428/17
7,132,139	B2 *	11/2006	Yang	428/17
D608,685	S *	1/2010	Krize	D11/130
D609,602	S *	2/2010	Krize	D11/130

D628,512	S *	12/2010	Marsh et al.	D11/130.1
8,298,633	B1 *	10/2012	Chen	428/20
2006/0068129	A1 *	3/2006	Yang	428/18

* cited by examiner

Primary Examiner — Elizabeth J Oswecki

(74) *Attorney, Agent, or Firm* — Deborah A. Peacock;
Peacock Myers, P.C.

(57) **CLAIM**


The ornamental design for a tree clip, as shown and described.

DESCRIPTION

FIG. 1 is a perspective view of a tree clip showing my new design in a used condition with a ribbon on a tree branch; FIG. 2 is a top view of the tree clip in FIG. 1; FIG. 3 is a bottom view of the tree clip in FIG. 1; FIG. 4 is a left side view of the tree clip in FIG. 1; FIG. 5 is a right side view of the tree clip in FIG. 1; FIG. 6 is a back view of the tree clip in FIG. 1; FIG. 7 is a front view of the tree clip in FIG. 1; FIG. 8 is a top perspective view of the tree clip in FIG. 1 shown in a used condition secured to a ribbon on a tree; and, FIG. 9 is a top perspective view of the tree clip in FIG. 1 shown in a used condition secured to garland and an ornament on a tree.

The broken line showing of the tree, ribbon, garland, and ornament are for the purpose of illustrating environment in FIGS. 1, 8 and 9 and form no part of the claimed design.

1 Claim, 4 Drawing Sheets






FIG. 1



FIG. 2



FIG. 3



FIG. 4



FIG. 5

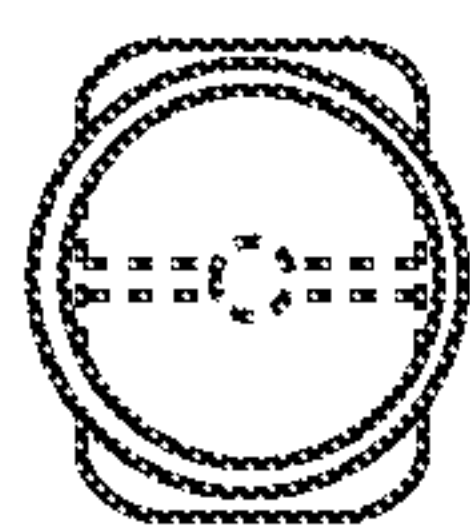


FIG. 6



FIG. 7




FIG. 8

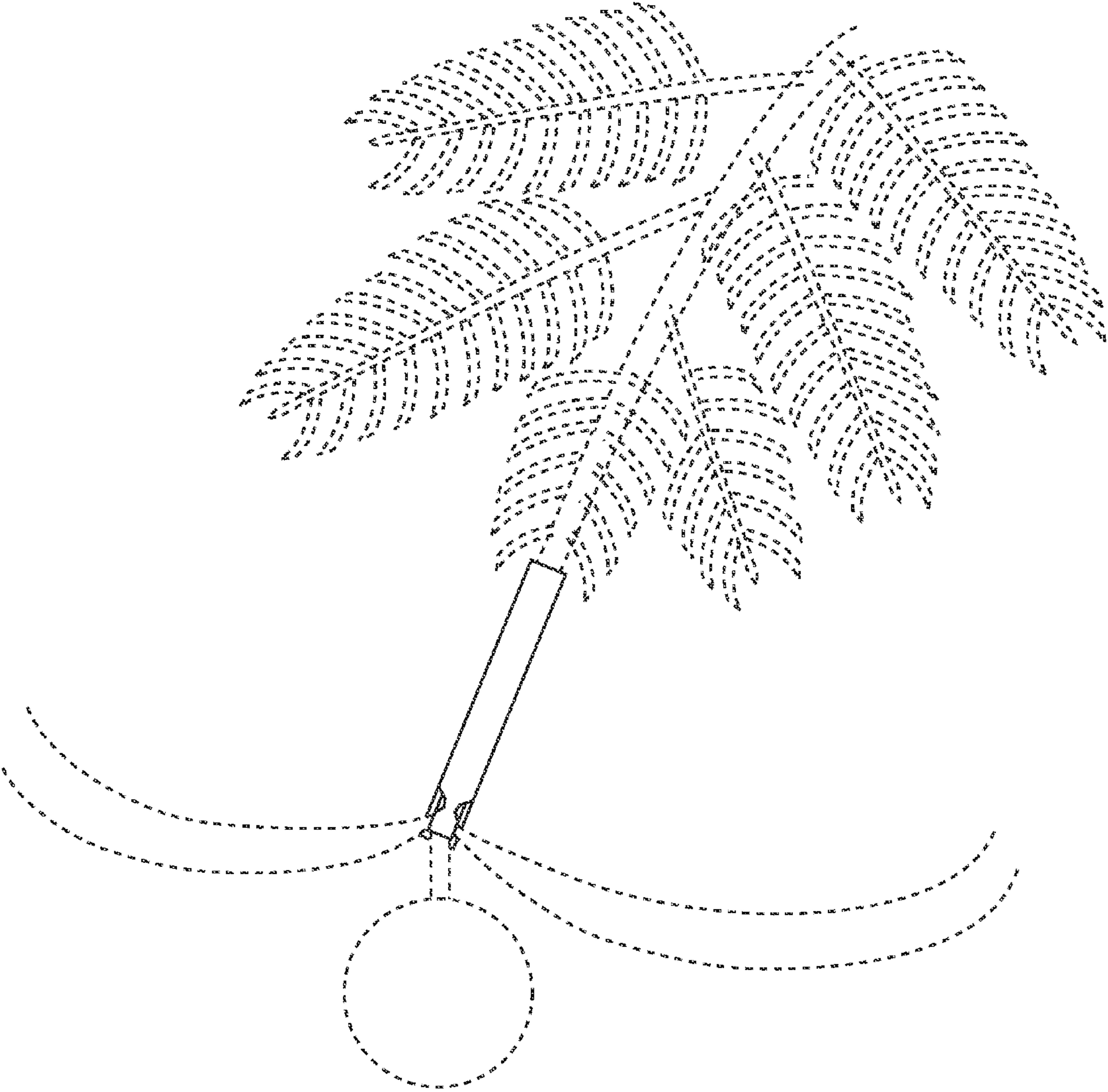


FIG. 9