

US00D687331S

(12) **United States Design Patent**
Wang

(10) **Patent No.:** **US D687,331 S**
(45) **Date of Patent:** **** Aug. 6, 2013**

(54) **WATCH HAND**

(75) **Inventor:** **Uma Wang, Shanghai (CN)**

(73) **Assignee:** **Swatch AG (Swatch SA) (Swatch Ltd.),
Biel/Bienne (CH)**

(**) **Term:** **14 Years**

(21) **Appl. No.:** **29/425,329**

(22) **Filed:** **Jun. 21, 2012**

(30) **Foreign Application Priority Data**

Dec. 22, 2011 (WO) DM/077 353

(51) **LOC (9) Cl.** **10-07**

(52) **U.S. Cl.**
USPC **D10/127**

(58) **Field of Classification Search**
USPC .. D10/127, 6, 30-39; 368/238, 228; D11/206
See application file for complete search history.

(56) **References Cited**

U.S. PATENT DOCUMENTS

D31,432	S	*	8/1899	Washburne	D11/206
1,581,966	A	*	4/1926	Leggott	24/708.9
2,493,988	A	*	1/1950	Mezzadri	24/708.2
D159,420	S	*	7/1950	Kaufman	D10/6
D166,133	S	*	3/1952	Sievert	D10/6
D175,465	S	*	8/1955	Gilson	D10/123
2,873,500	A	*	2/1959	Glover	24/710
2,873,901	A	*	2/1959	Liniger	223/109 R
D186,298	S	*	10/1959	Gaupp	D11/206
3,328,855	A	*	7/1967	Benoit	24/710
D210,546	S	*	3/1968	Klingenberg	D10/127
D210,547	S	*	3/1968	Laylon	D10/6
3,371,561	A	*	3/1968	Fabricant	81/488
3,735,453	A	*	5/1973	Nathans	24/704.2

D243,588	S	*	3/1977	Ho	D10/33
D247,481	S	*	3/1978	Bernyk	D10/126
D253,527	S	*	11/1979	Bellows	D11/55
D258,996	S	*	4/1981	Costantino	D11/206
D325,000	S	*	3/1992	Tanaka et al.	D10/22
D353,346	S	*	12/1994	Konradsheim	D10/124
D356,518	S	*	3/1995	Arsenault	D10/122
D364,099	S	*	11/1995	Bergeron	D10/33
D368,228	S	*	3/1996	Yu	D10/6
D372,202	S	*	7/1996	Yudovin	D10/33
D378,804	S	*	4/1997	Levine	D10/6
D384,286	S	*	9/1997	Abbott	D10/6
D411,811	S	*	7/1999	Hardy	D10/126
D454,794	S	*	3/2002	Chan	D10/6

OTHER PUBLICATIONS

U.S. Appl. No. 29/425,310, Filing Date: Jun. 21, 2012, First Named Inventor: Uma Wang.

* cited by examiner

Primary Examiner — Lucy Lieberman

(74) *Attorney, Agent, or Firm* — Donald J. Ranft; Collen IP

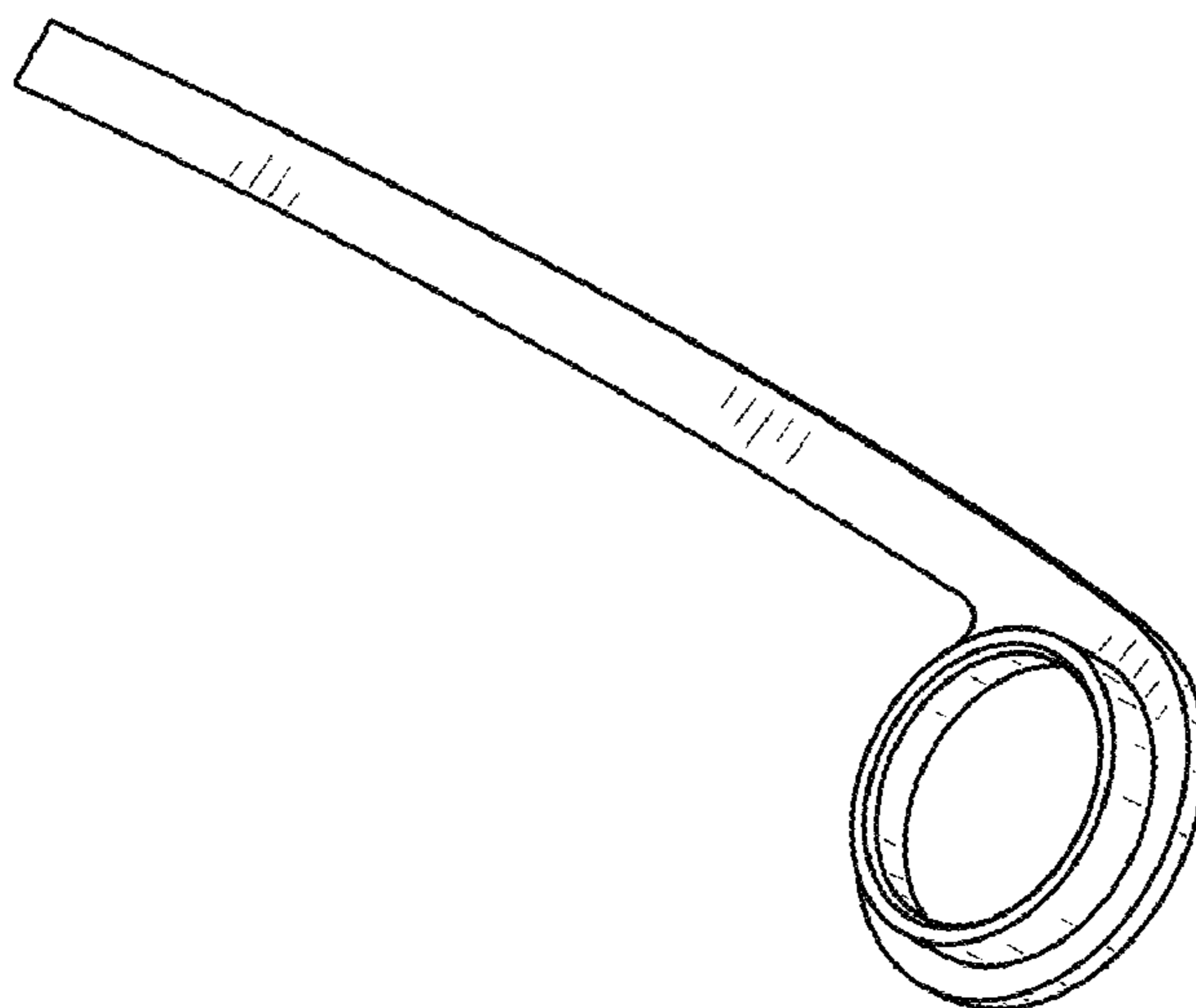
(57) **CLAIM**

The ornamental design for a watch hand, as shown and described.

DESCRIPTION

FIG. 1 is a front perspective view of a watch hand showing my new design;
FIG. 2 is a rear perspective view thereof;
FIG. 3 is a front view thereof;
FIG. 4 is a rear view thereof;
FIG. 5 is a left side view thereof;
FIG. 6 is a right side view thereof;
FIG. 7 is a top view thereof; and,
FIG. 8 is bottom view thereof.

1 Claim, 2 Drawing Sheets



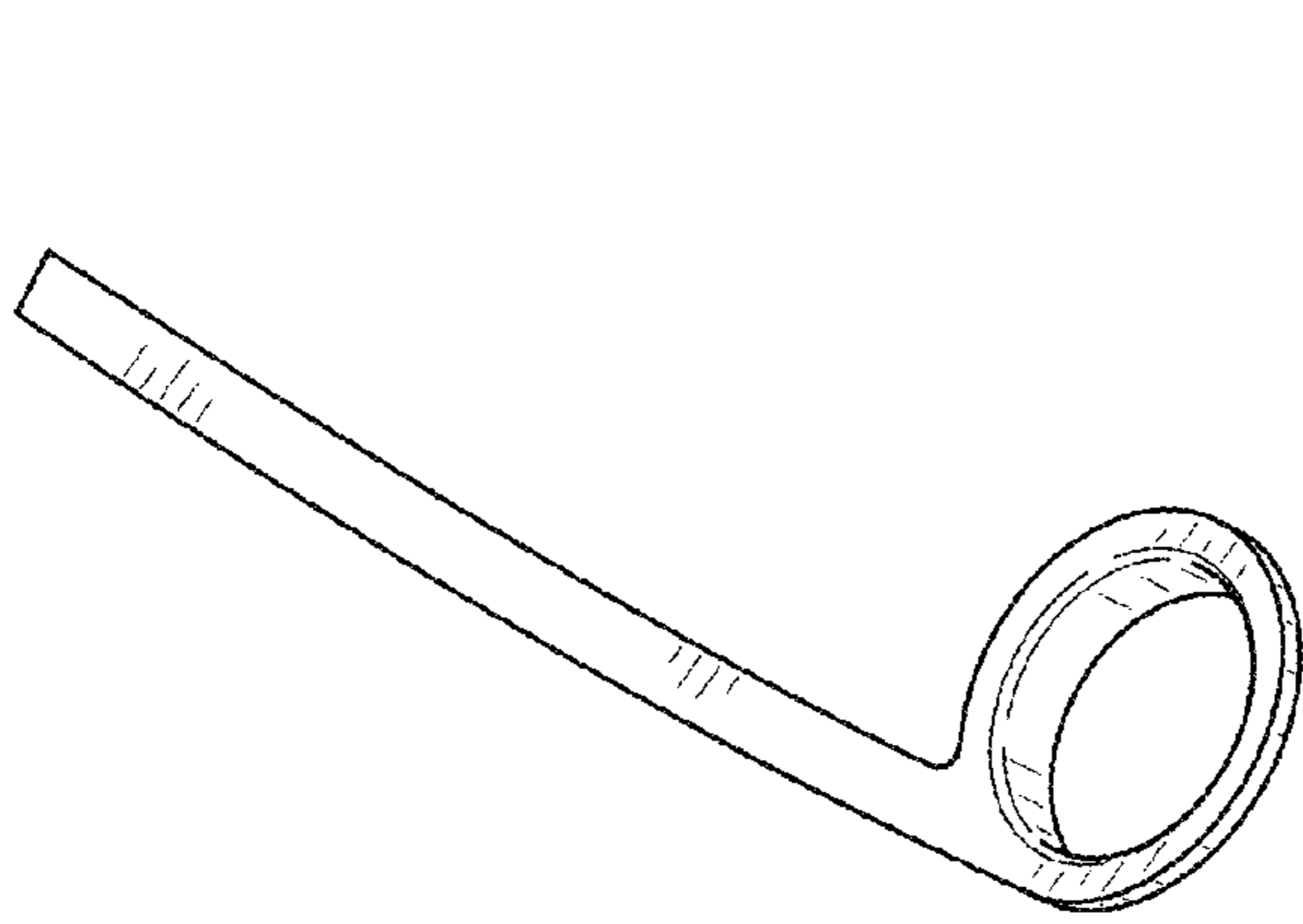


FIG. 1

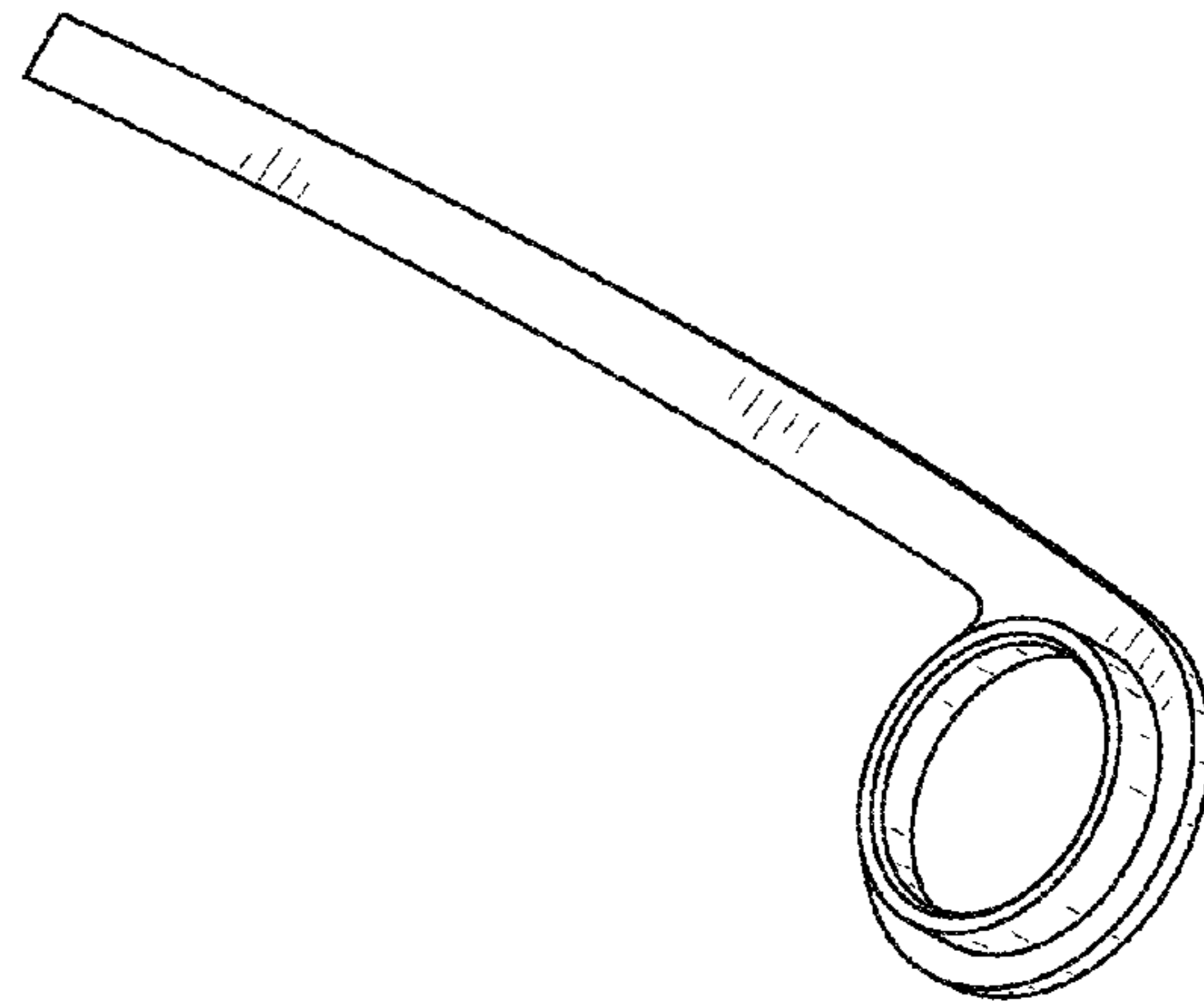


FIG. 2




FIG. 3




FIG. 4

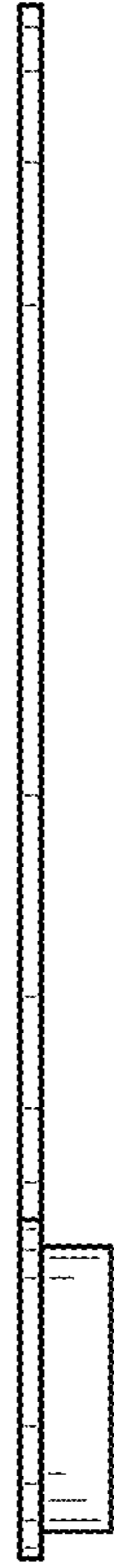


FIG. 5




FIG. 6



FIG. 7

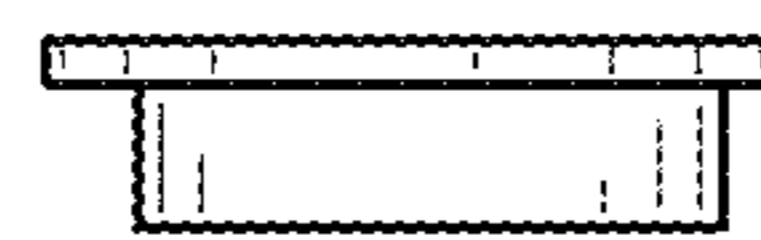


FIG. 8