



US00D687330S

(12) **United States Design Patent**  
**Wang**

(10) **Patent No.:** **US D687,330 S**

(45) **Date of Patent:** **\*\* Aug. 6, 2013**

(54) **WATCH HAND**

(75) **Inventor:** **Uma Wang, Shanghai (CN)**

(73) **Assignee:** **Swatch AG (Swatch SA) (Swatch Ltd.),  
Biel/Bienne (CH)**

(\*\*) **Term:** **14 Years**

(21) **Appl. No.:** **29/425,310**

(22) **Filed:** **Jun. 21, 2012**

(30) **Foreign Application Priority Data**

Dec. 22, 2011 (WO) ..... DM/077 353

(51) **LOC (9) Cl.** ..... **10-07**

(52) **U.S. Cl.**  
USPC ..... **D10/127**

(58) **Field of Classification Search**  
USPC ..... D10/6, 33, 127; 368/238, 228; D11/206  
See application file for complete search history.

(56) **References Cited**

**U.S. PATENT DOCUMENTS**

1,581,966	A *	4/1926	Leggott	.....	24/708.9
1,865,040	A *	6/1932	Parker	.....	24/299
D159,420	S *	7/1950	Kaufman	.....	D10/6
D166,133	S *	3/1952	Sievert	.....	D10/6
D175,465	S *	8/1955	Gibson	.....	D10/123
2,873,500	A *	2/1959	Glover	.....	24/710
3,328,855	A *	7/1967	Benoit	.....	24/710

D210,547	S *	3/1968	Laylon	.....	D10/6
D247,481	S *	3/1978	Bernyk	.....	D10/126
D253,527	S *	11/1979	Bellows	.....	D11/55
D258,996	S *	4/1981	Costantino	.....	D11/206
D356,518	S *	3/1995	Arsenault	.....	D10/122
D364,099	S *	11/1995	Bergeron	.....	D10/33
D378,804	S *	4/1997	Levine	.....	D10/6
D411,811	S *	7/1999	Hardy	.....	D10/126

**OTHER PUBLICATIONS**

U.S. Appl. No. 29/425,329, filed Jun. 21, 2012, First Named Inventor:  
Uma Wang.

\* cited by examiner

*Primary Examiner* — Lucy Lieberman

(74) *Attorney, Agent, or Firm* — Donald J. Ranft; Collen IP

(57) **CLAIM**

The ornamental design for a watch hand, as shown and described.

**DESCRIPTION**

FIG. 1 is a front perspective view of a watch hand showing my new design;

FIG. 2 is a rear perspective view thereof;

FIG. 3 is a front view thereof;

FIG. 4 is a rear view thereof;

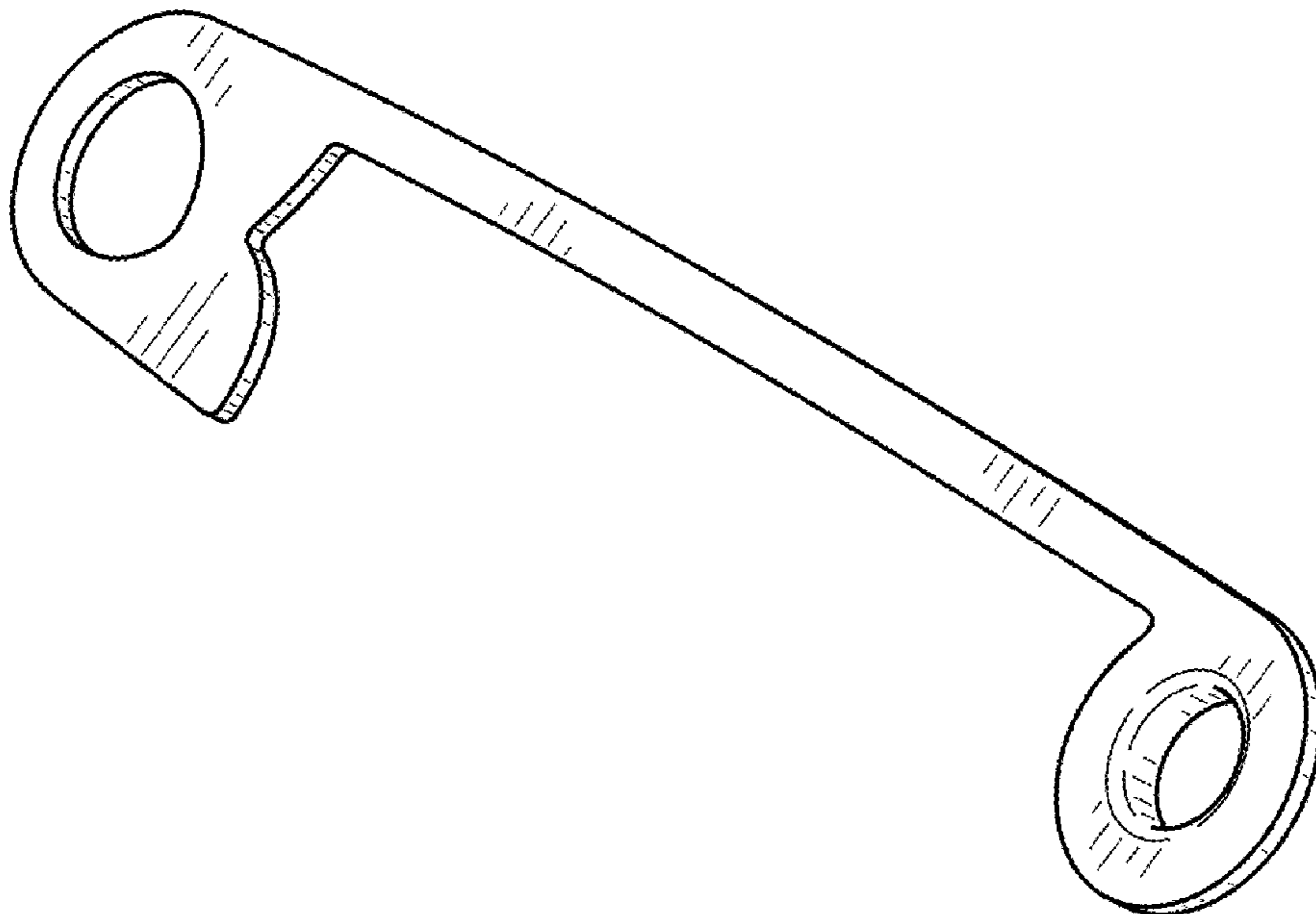
FIG. 5 is a left side view thereof;

FIG. 6 is a right side view thereof;

FIG. 7 is a top view thereof; and,

FIG. 8 is a bottom view thereof.

**1 Claim, 2 Drawing Sheets**



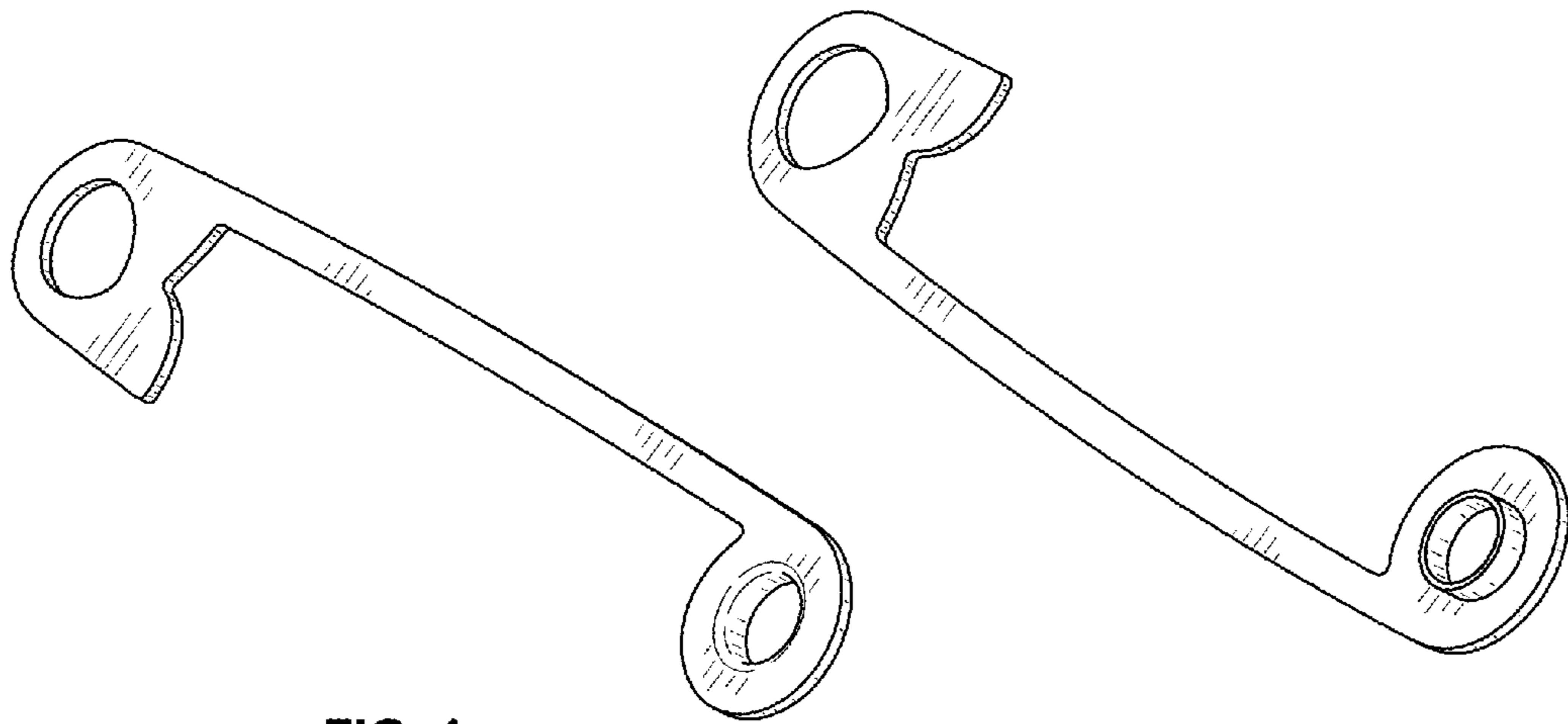


FIG. 1

FIG. 2




FIG. 3

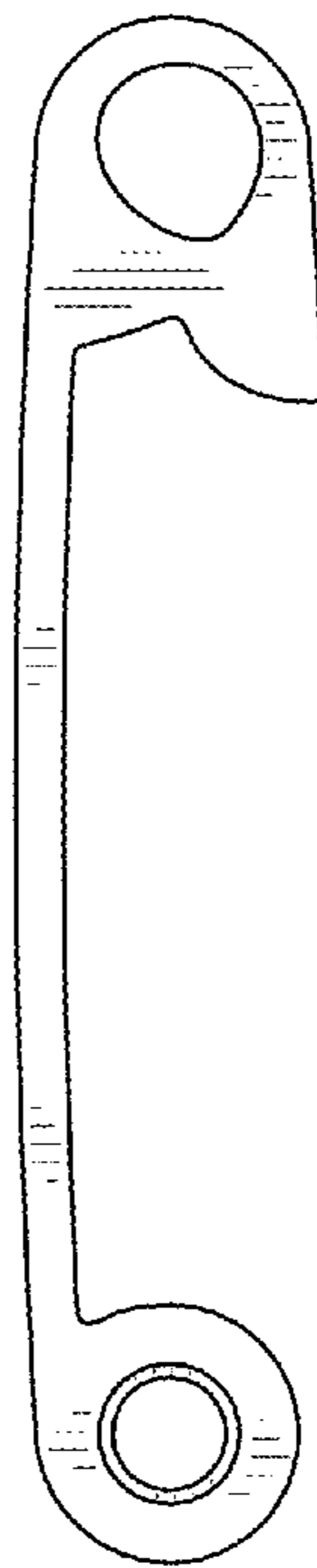


FIG. 4




FIG. 5



FIG. 6

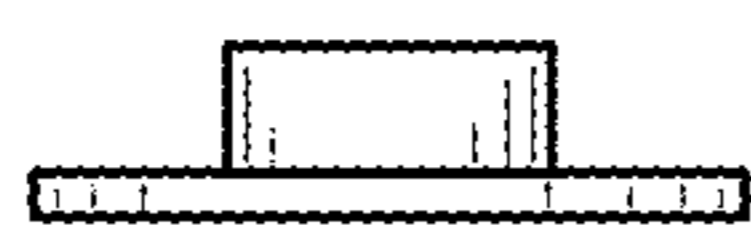


FIG. 7

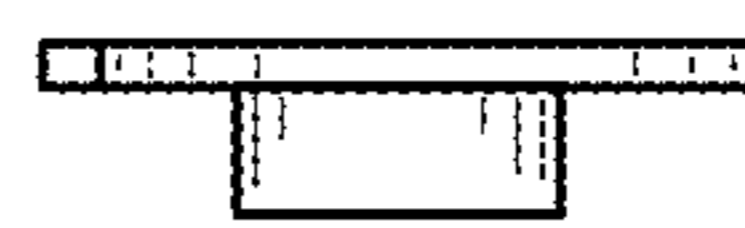


FIG. 8