



US00D687329S

(12) **United States Design Patent**
Hamel

(10) **Patent No.:** **US D687,329 S**
(45) **Date of Patent:** **** Aug. 6, 2013**

(54) **WATCH DIAL**

(71) Applicant: **Montblanc-Simplo GmbH**, Hamburg
(DE)

(72) Inventor: **Anais Hamel**, La Chaux-de-Fonds (CH)

(73) Assignee: **Montblanc-Simplo GmbH**, Hamburg
(DE)

(**) Term: **14 Years**

(21) Appl. No.: **29/434,140**

(22) Filed: **Oct. 10, 2012**

(51) **LOC (9) Cl.** **10-07**

(52) **U.S. Cl.**
USPC **D10/126**

(58) **Field of Classification Search**
USPC D10/122-126, 30-39; 368/223, 228,
368/229, 231, 232, 233
See application file for complete search history.

(56) **References Cited**

U.S. PATENT DOCUMENTS

D320,946 S *	10/1991	Crocco	D10/32
6,275,450 B1 *	8/2001	Makiba	368/80
D474,118 S *	5/2003	Monachon	D10/32
D517,927 S *	3/2006	Enomoto et al.	D10/32
D528,452 S *	9/2006	Coudray	D10/126
D548,622 S *	8/2007	Salemi	D10/32
D552,490 S *	10/2007	Laucella	D10/31
D553,534 S *	10/2007	d'Origny	D10/124
D564,930 S *	3/2008	Kume	D10/126

D568,769 S *	5/2008	Emch Ducommun	D10/32
D579,793 S *	11/2008	Hayek	D10/39
D580,809 S *	11/2008	Inoue	D10/126
D615,883 S *	5/2010	Laucella	D10/39
D618,576 S *	6/2010	Duport et al.	D10/126
D619,486 S *	7/2010	Cerrato	D10/126
D620,381 S *	7/2010	Rabassa et al.	D10/126
D620,826 S *	8/2010	Duport et al.	D10/126
D641,264 S *	7/2011	Garcia	D10/39
D642,084 S *	7/2011	Garcia	D10/124
D642,488 S *	8/2011	Ruffieux et al.	D10/126
D652,328 S *	1/2012	Laucella et al.	D10/39
D657,704 S *	4/2012	Cerrato	D10/126
D667,748 S *	9/2012	Rabassa	D10/126

* cited by examiner

Primary Examiner — Lucy Lieberman

(74) *Attorney, Agent, or Firm* — Krieg DeVault LLP;
Clifford W. Browning

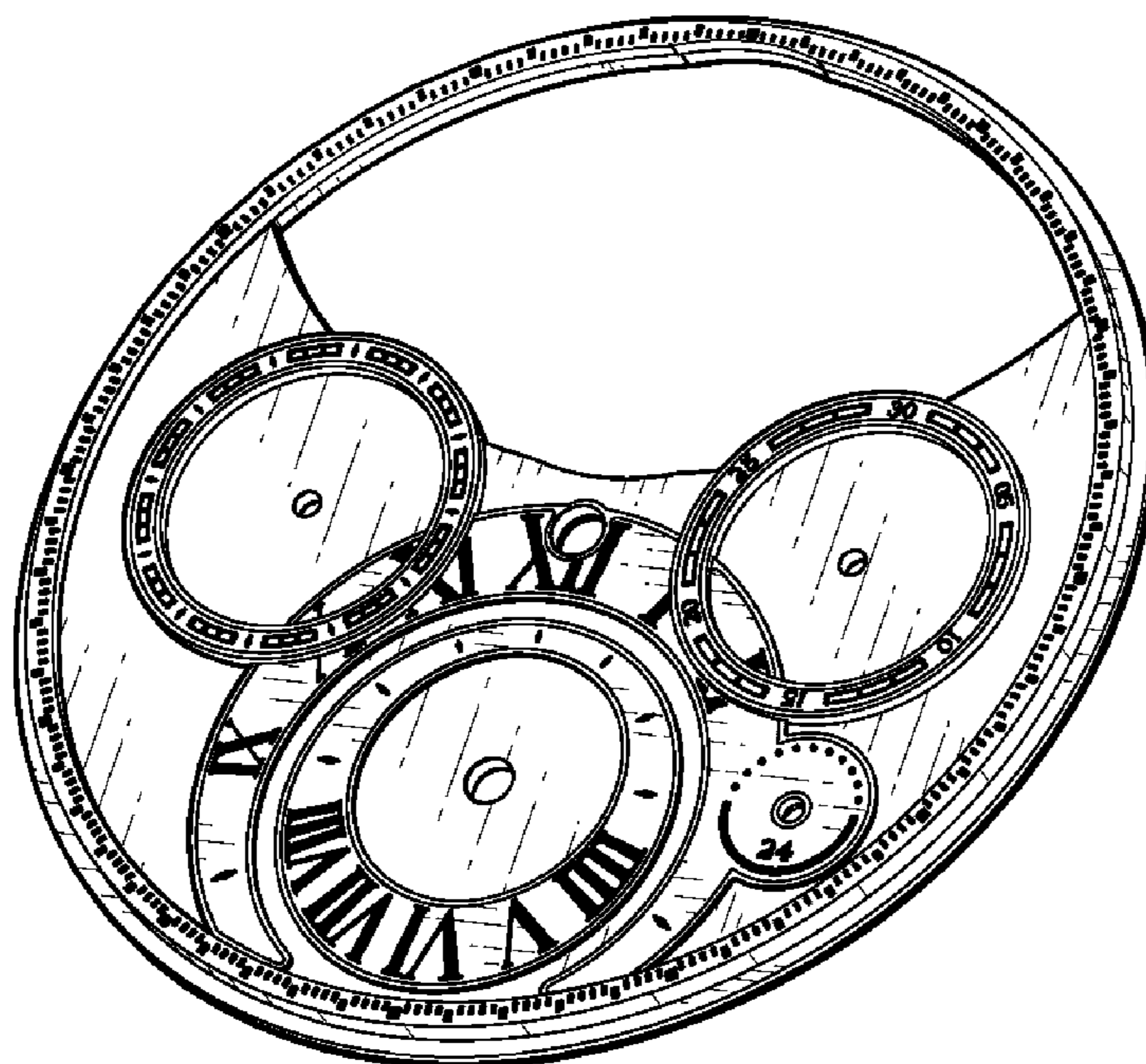
(57) **CLAIM**

The ornamental design for a watch dial, as shown and described.

DESCRIPTION

FIG. 1 is a top view of the watch dial of the present invention. FIG. 2 is a bottom view of the watch dial of FIG. 1. FIG. 3 is a front view of the watch dial of FIG. 1. FIG. 4 is a rear view of the watch dial of FIG. 1. FIG. 5 is a right side view of the watch dial of FIG. 1. FIG. 6 is a left side view of the watch dial of FIG. 1; and, FIG. 7 is a top, right-side perspective view of the watch dial of FIG. 1.

1 Claim, 1 Drawing Sheet



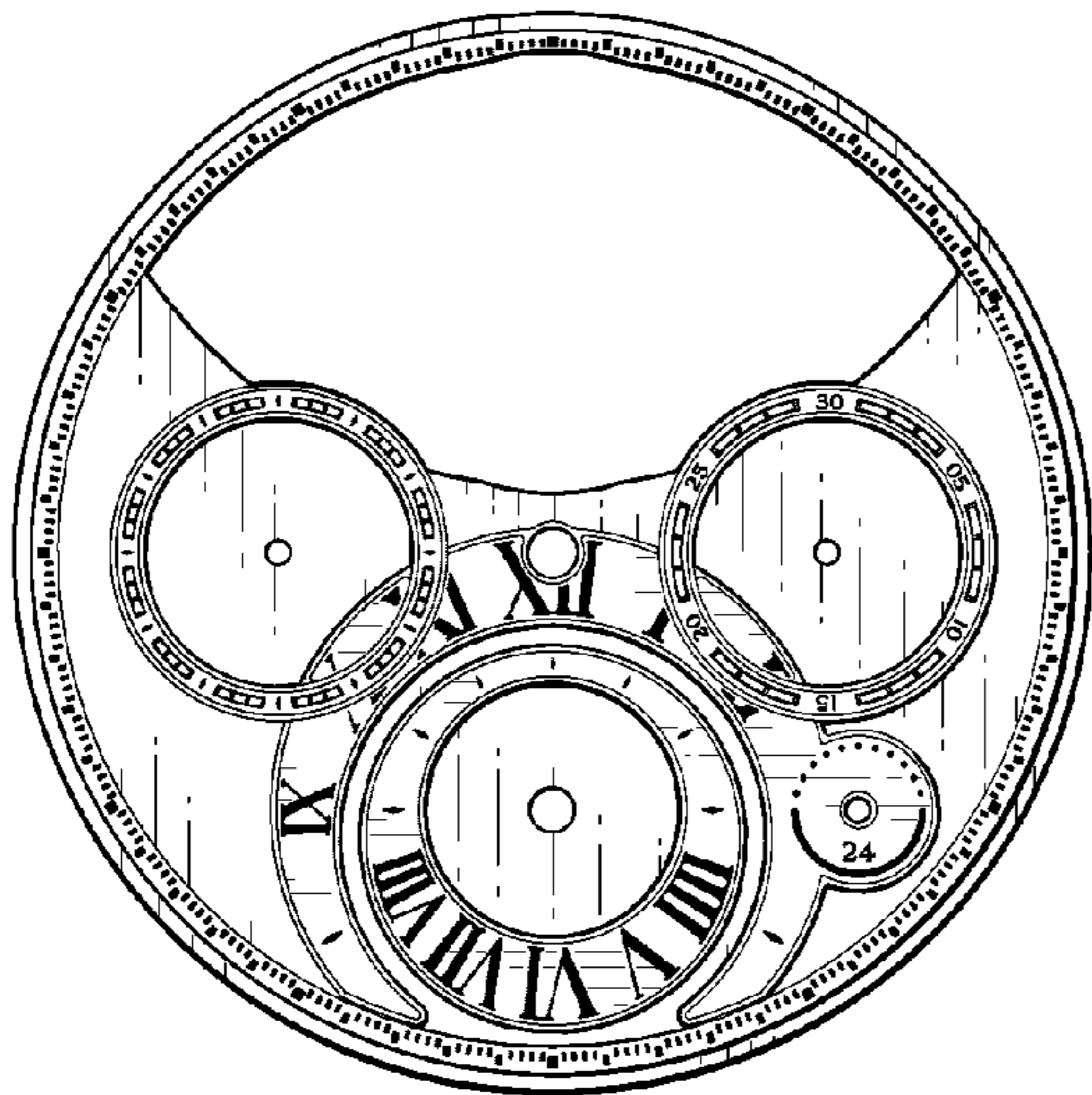


FIG. 1

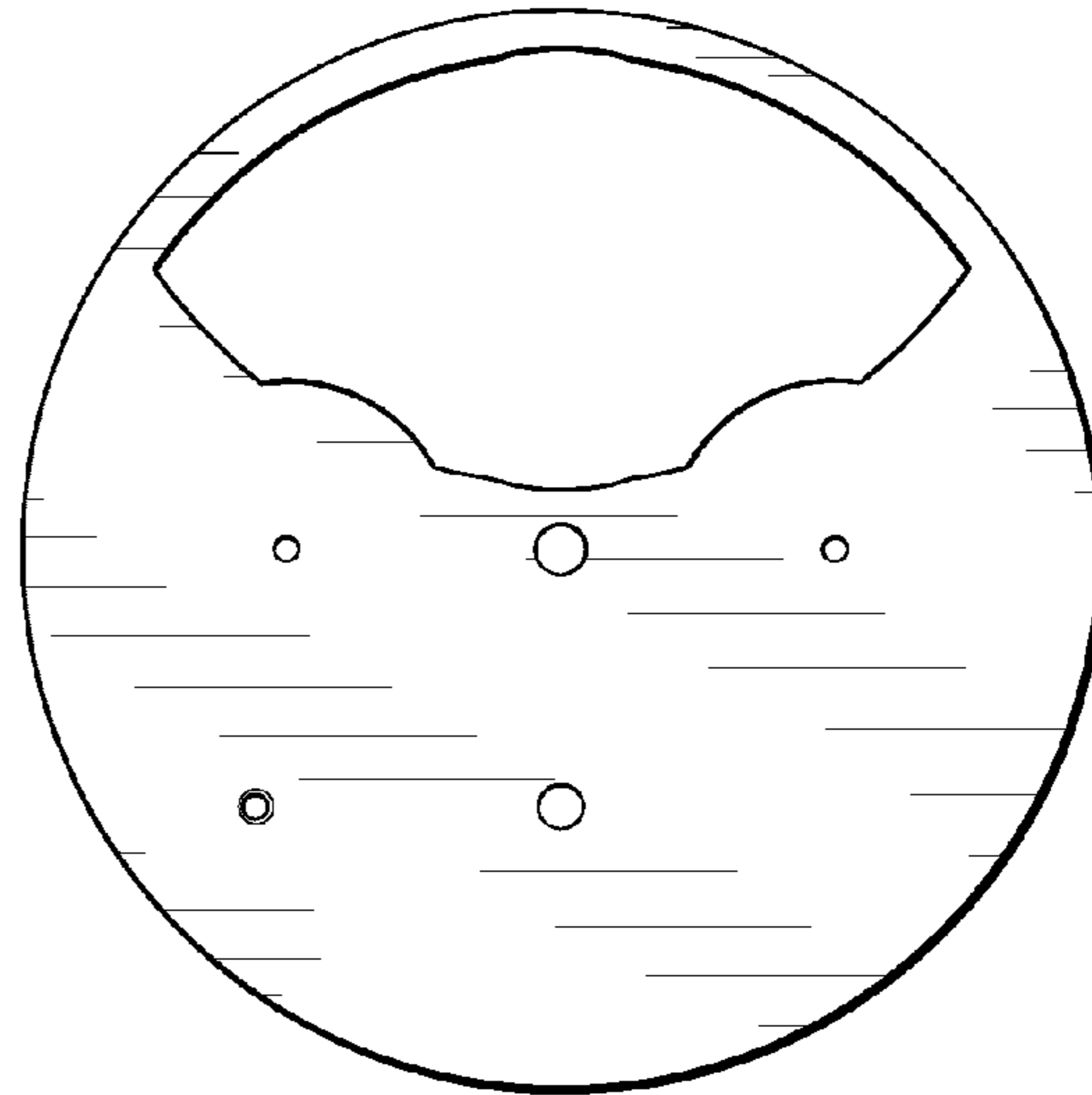


FIG. 2

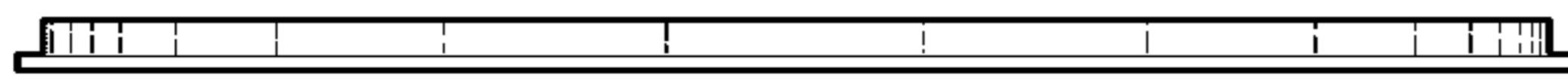


FIG. 3




FIG. 4




FIG. 5




FIG. 6

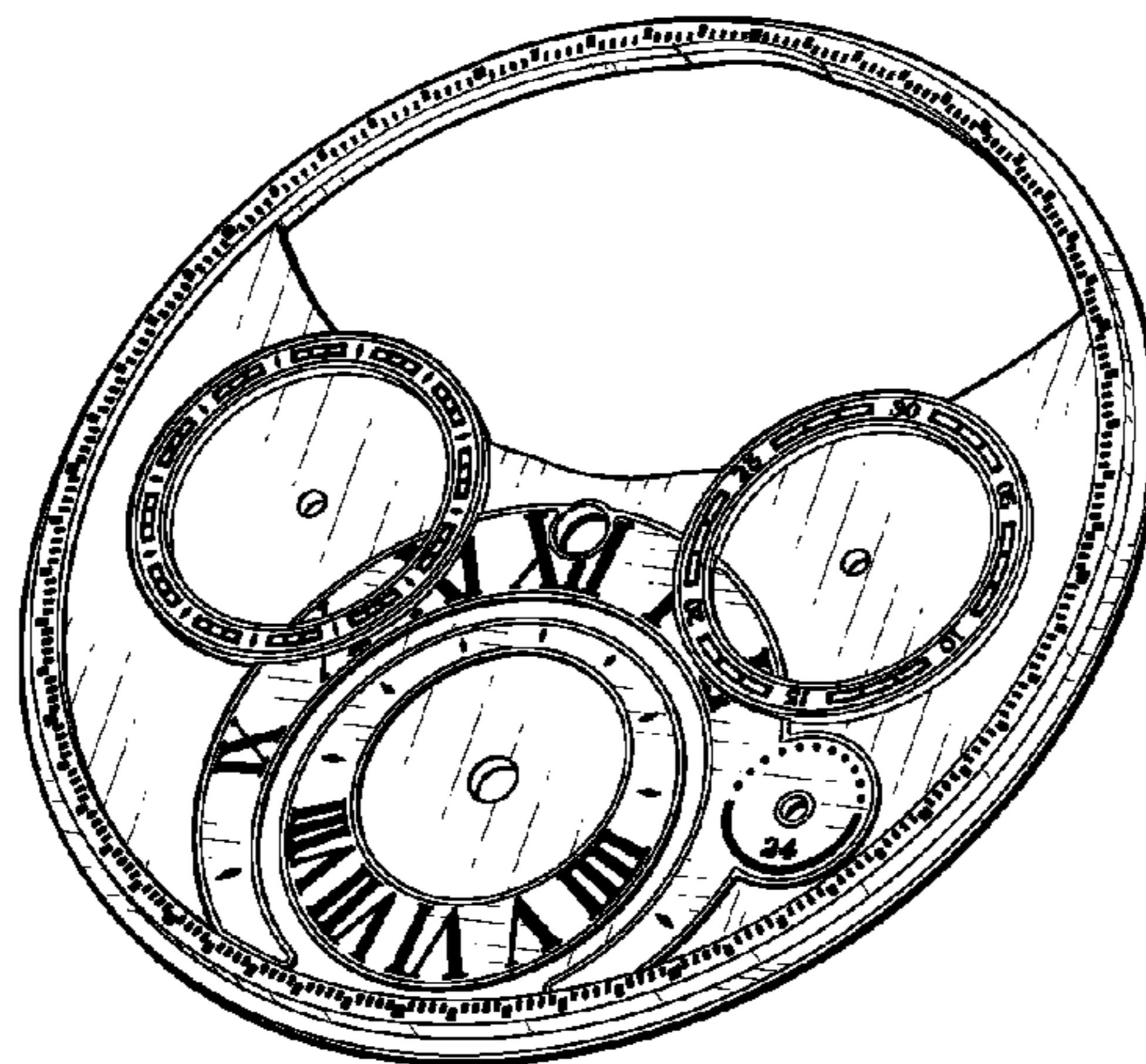


FIG. 7