



US00D687293S

(12) **United States Design Patent**
Glass et al.

(10) **Patent No.:** **US D687,293 S**

(45) **Date of Patent:** **** Aug. 6, 2013**

(54) **NOTEBOOK CARD HOLDER**

(75) Inventors: **Brett R. Glass**, Overland Park, KS (US);
Nicole E. Glass, Overland Park, KS (US)

(73) Assignee: **Gift Card Impressions, LLC**, Kansas
City, MO (US)

(**) Term: **14 Years**

(21) Appl. No.: **29/412,237**

(22) Filed: **Feb. 1, 2012**

(51) **LOC (9) Cl.** **09-03**

(52) **U.S. Cl.**
USPC **D9/415**

(58) **Field of Classification Search**
USPC D9/415, 416, 418, 423, 431, 432,
D9/433, 443, 456, 457, 438, 504, 527-530,
D9/700, 703, 721, 736, 741, 744, 747, 749,
D9/753, 755, 756, 759, 760, 704; 206/139,
206/141, 146, 152, 299, 532, 737, 776, 781,
206/782, 822; 220/4.29, 4.31-4.32, 509,
220/512, 515, 676, 560.01; 514/165; 215/380,
215/382; 229/100, 106, 114-116, 117,
117.05-117.09, 117.24, 117.26, 939, 942;
40/124.09, 124.13, 124.15, 369, 594, 617
See application file for complete search history.

(56) **References Cited**

U.S. PATENT DOCUMENTS

4,225,369	A *	9/1980	Felchlin	156/71
4,509,277	A *	4/1985	Bolton	40/1.5
D391,302	S *	2/1998	Burns	D20/43
D622,763	S *	8/2010	Lamm et al.	D19/9
D652,866	S *	1/2012	Sawadogo	D19/4
D677,579	S *	3/2013	Monahan	D9/669

* cited by examiner

Primary Examiner — Robert M Spear

Assistant Examiner — Rhea Shields

(74) *Attorney, Agent, or Firm* — Polsinelli PC

(57) **CLAIM**

The ornamental design for a notebook card holder, as shown and described.

DESCRIPTION

FIG. 1 is a perspective view of a notebook card holder according to the present invention;

FIG. 2 is a front elevation view of the notebook card holder of FIG. 1;

FIG. 3 is a rear elevation view of the notebook card holder of FIG. 1;

FIG. 4 is a right elevation view of the notebook card holder of FIG. 1, the left elevation being a mirror image thereof;

FIG. 5 is a top plan view of the notebook card holder of FIG. 1;

FIG. 6 is a bottom plan view of the notebook card holder of FIG. 1;

FIG. 7 is a front elevation view of the notebook card holder of FIG. 1 shown in a closed position;

FIG. 8 is a rear elevation view of the notebook card holder of FIG. 7;

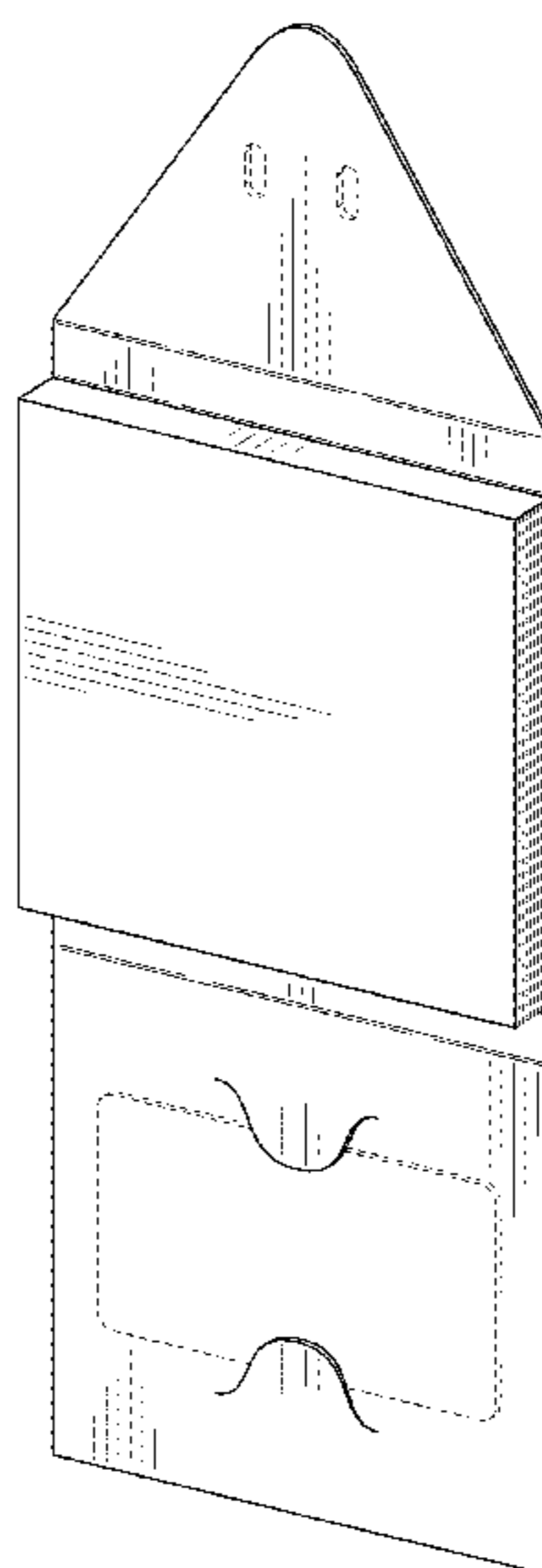
FIG. 9 is a right elevation view of the notebook card holder of FIG. 7, the left elevation being a mirror image thereof;

FIG. 10 is a top plan view of the notebook card holder of FIG. 7; and,

FIG. 11 is a bottom plan view of the notebook card holder of FIG. 7.

The broken lines in the figures illustrate unclaimed environment only and form no part of the claimed design.

1 Claim, 5 Drawing Sheets



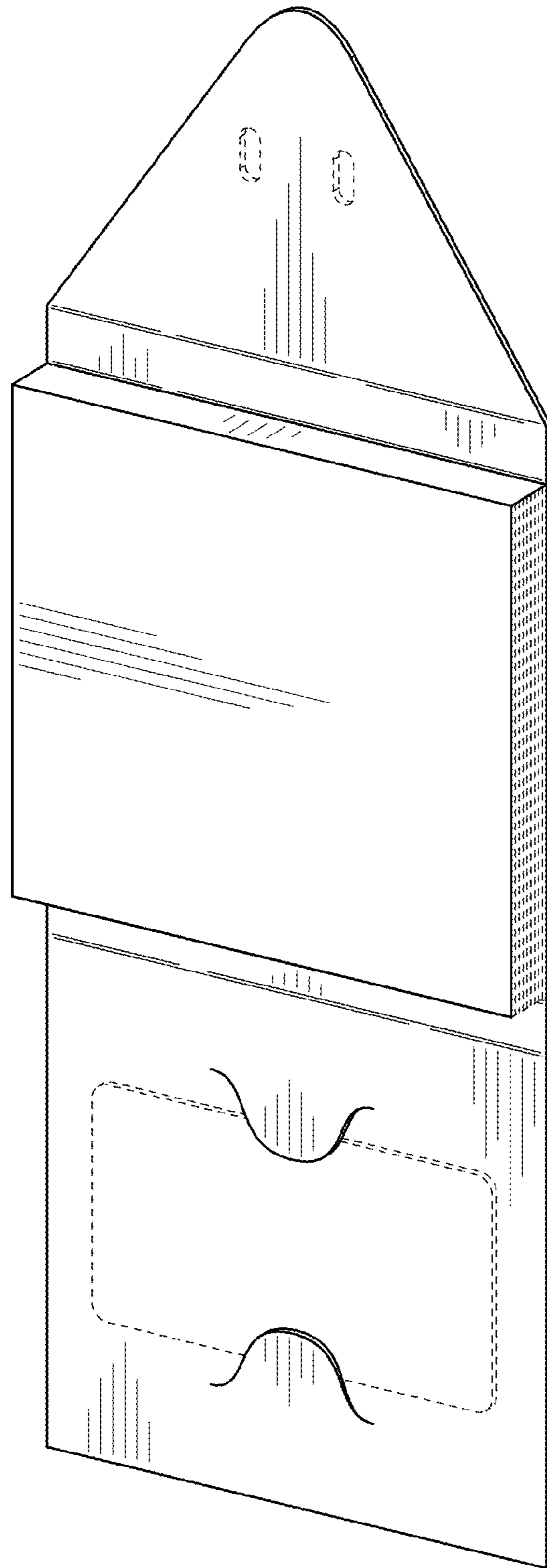


FIG. 1




FIG. 2

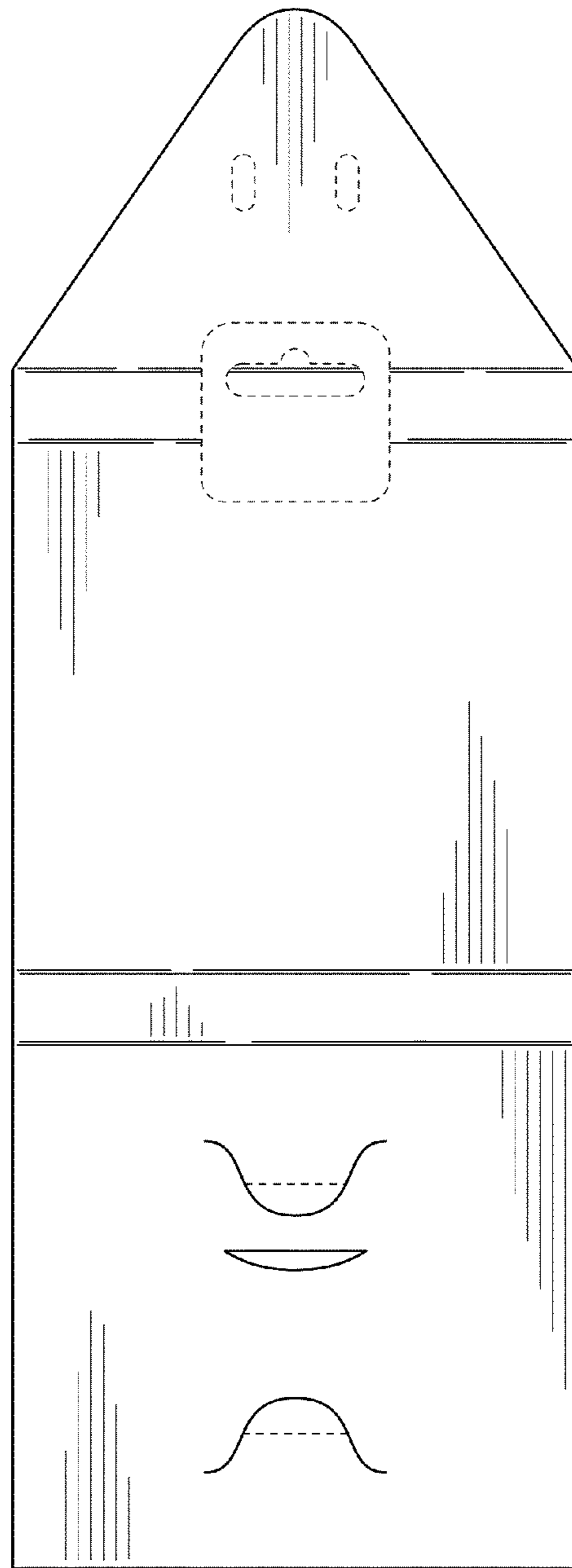


FIG. 3



FIG. 4



FIG. 5



FIG. 6

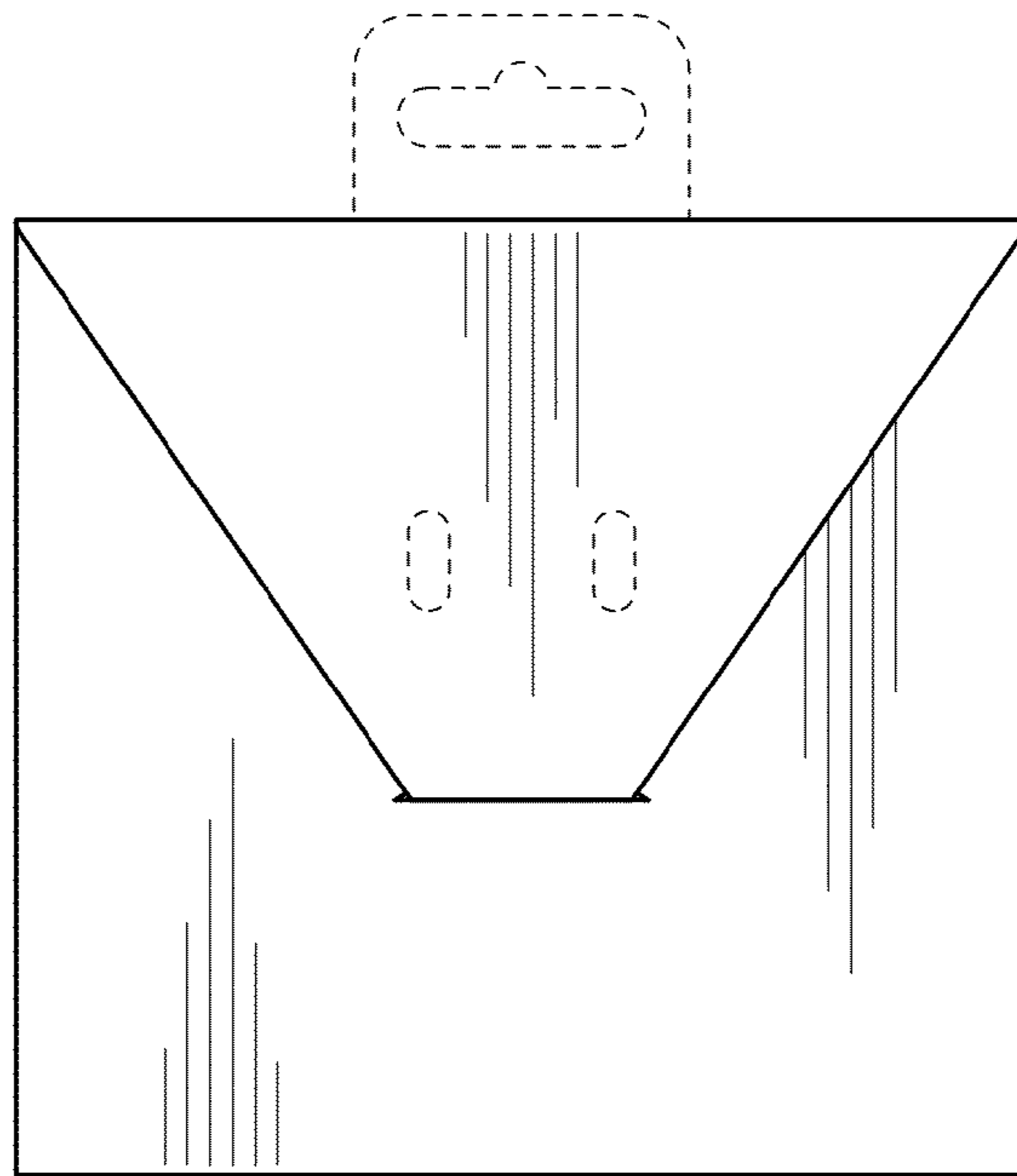


FIG. 7

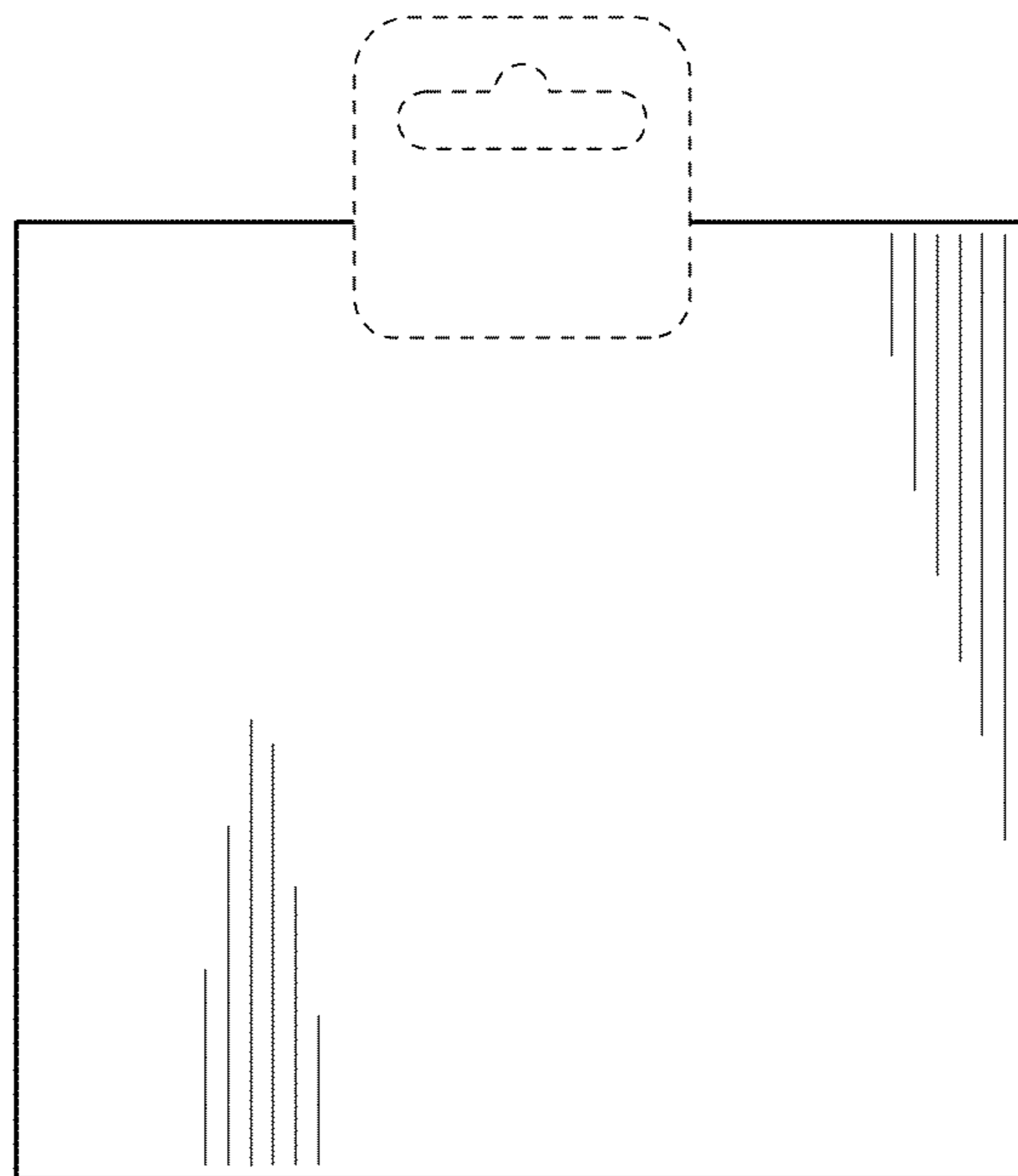


FIG. 8




FIG. 9



FIG. 10



FIG. 11