



US00D687286S

(12) **United States Design Patent**  
**Ali et al.**

(10) **Patent No.:** **US D687,286 S**  
(45) **Date of Patent:** **\*\* Aug. 6, 2013**

(54) **ROUND HAND SANDER**

(76) Inventors: **Terry Ali**, Fairborn, OH (US);  
**Christopher Ali**, Beavercreek, OH (US);  
**Frank Ali**, Xenia, OH (US); **Wayne**  
**Carl Leblanc**, Enon, OH (US)

(\*\*) Term: **14 Years**

(21) Appl. No.: **29/410,841**

(22) Filed: **Jan. 12, 2012**

(51) **LOC (9) Cl.** ..... **08-05**

(52) **U.S. Cl.**  
USPC ..... **D8/90**

(58) **Field of Classification Search**  
USPC ..... D8/90-94; D32/40; 451/502-503,  
451/523-525, 539-540, 557-558  
See application file for complete search history.

(56) **References Cited**

U.S. PATENT DOCUMENTS

3,981,106	A *	9/1976	Gallo	451/490
3,998,012	A *	12/1976	Ness	451/523
4,202,139	A *	5/1980	Hong et al.	451/524
4,240,760	A *	12/1980	Levine	401/201
D314,032	S *	1/1991	Gordon	D8/90
5,222,331	A *	6/1993	Manor et al.	451/524
5,382,189	A *	1/1995	Arendall	451/557
6,261,031	B1 *	7/2001	Stipe et al.	407/29.15
6,267,658	B1	7/2001	Ali	
RE37,486	E *	12/2001	Stanzione	451/523
6,481,443	B1 *	11/2002	Moore-Johnson et al.	132/73
D478,351	S *	8/2003	Belton et al.	D19/53
D569,048	S *	5/2008	Sama	D29/118
D577,561	S	9/2008	Ali	

D587,089	S	2/2009	Ali	
D594,307	S *	6/2009	Ali et al.	D8/90
D603,678	S	11/2009	Ali	
D607,297	S	1/2010	Ali	

OTHER PUBLICATIONS

5 Inch Round Zip Sander. Downloaded at <http://www.doitbest.com/Cooking+knives-Ali+Industries+Inc-model-12190-doitbest-sku-3> . . . on May 16, 2012.\*

\* cited by examiner

*Primary Examiner* — Philip S Hyder

*Assistant Examiner* — Roselynn Cody

(74) *Attorney, Agent, or Firm* — R. William Graham

(57) **CLAIM**

The ornamental design for the round hand sander, as shown and described.

**DESCRIPTION**

FIG. 1 is a front, right side perspective view of a round hand sander showing our new design;

FIG. 2 is a top view of a round hand sander showing our new design;

FIG. 3 is a back end view of a round hand sander showing our new design;

FIG. 4 is a left side elevation view of a round hand sander showing our new design;

FIG. 5 is a front end view of a round hand sander showing our new design;

FIG. 6 is a right side elevation view of a round hand sander showing our new design; and,

FIG. 7 is a bottom view of a round hand sander showing our new design.

**1 Claim, 2 Drawing Sheets**





Fig. 1

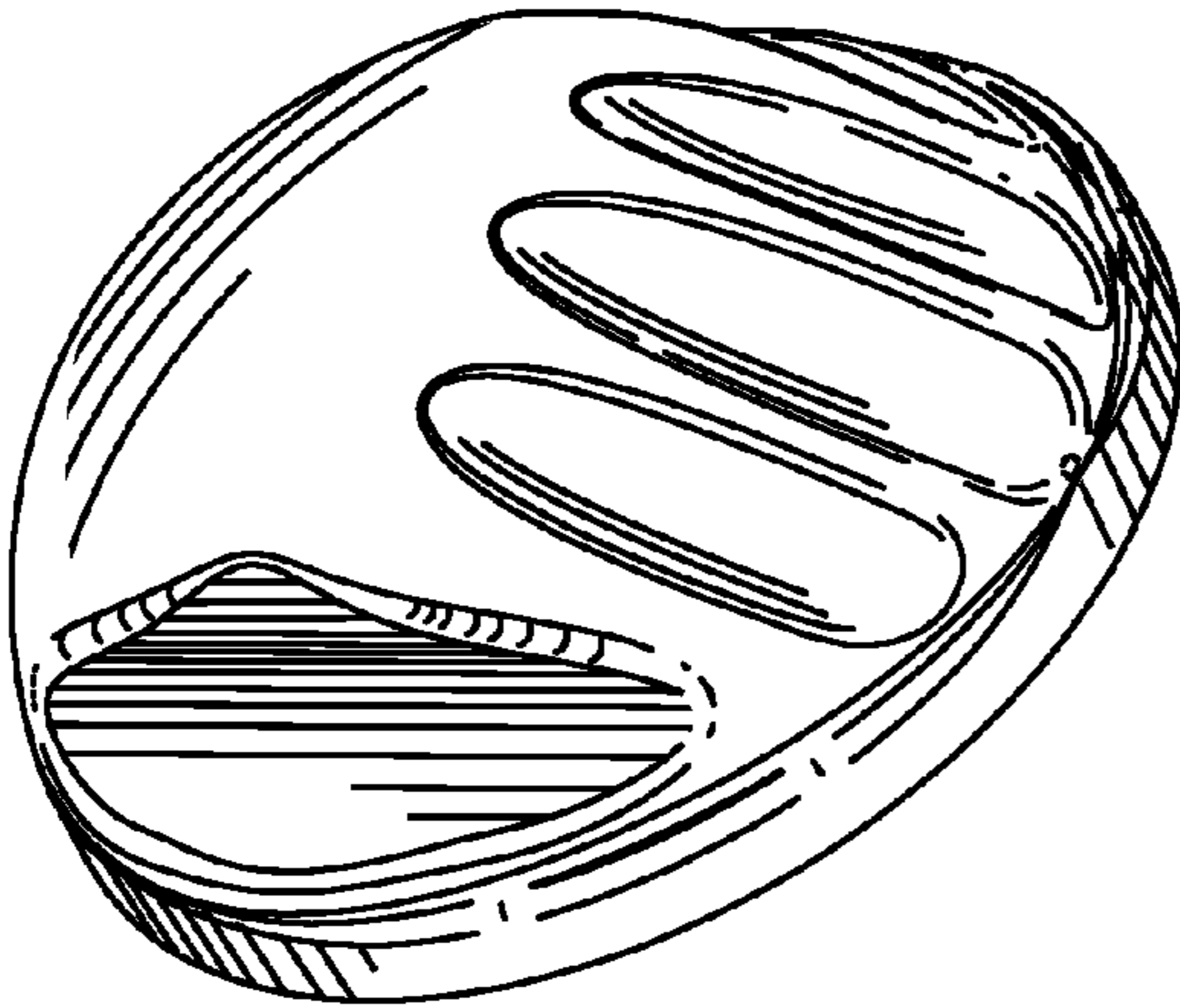


Fig. 6


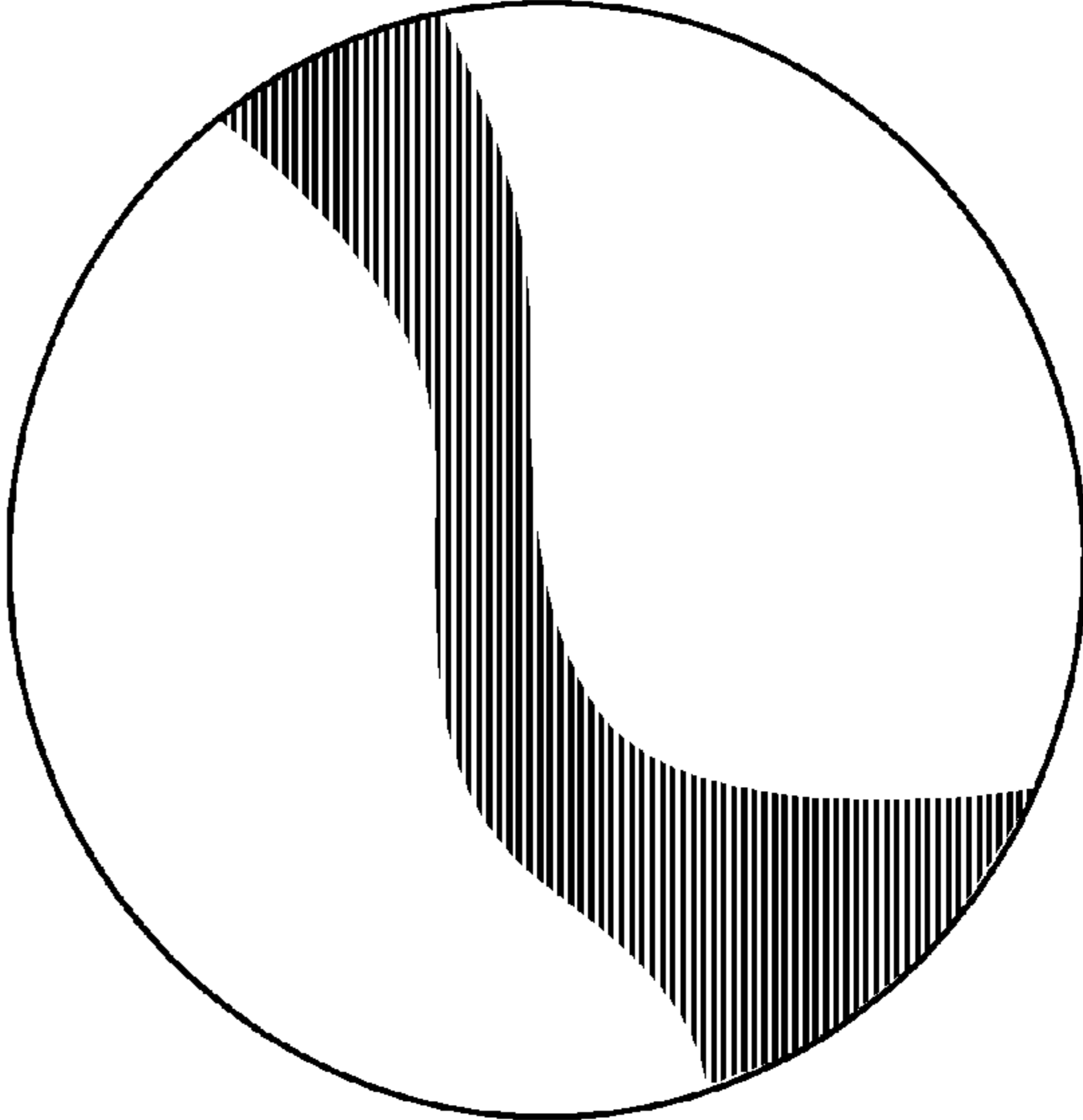


Fig. 7



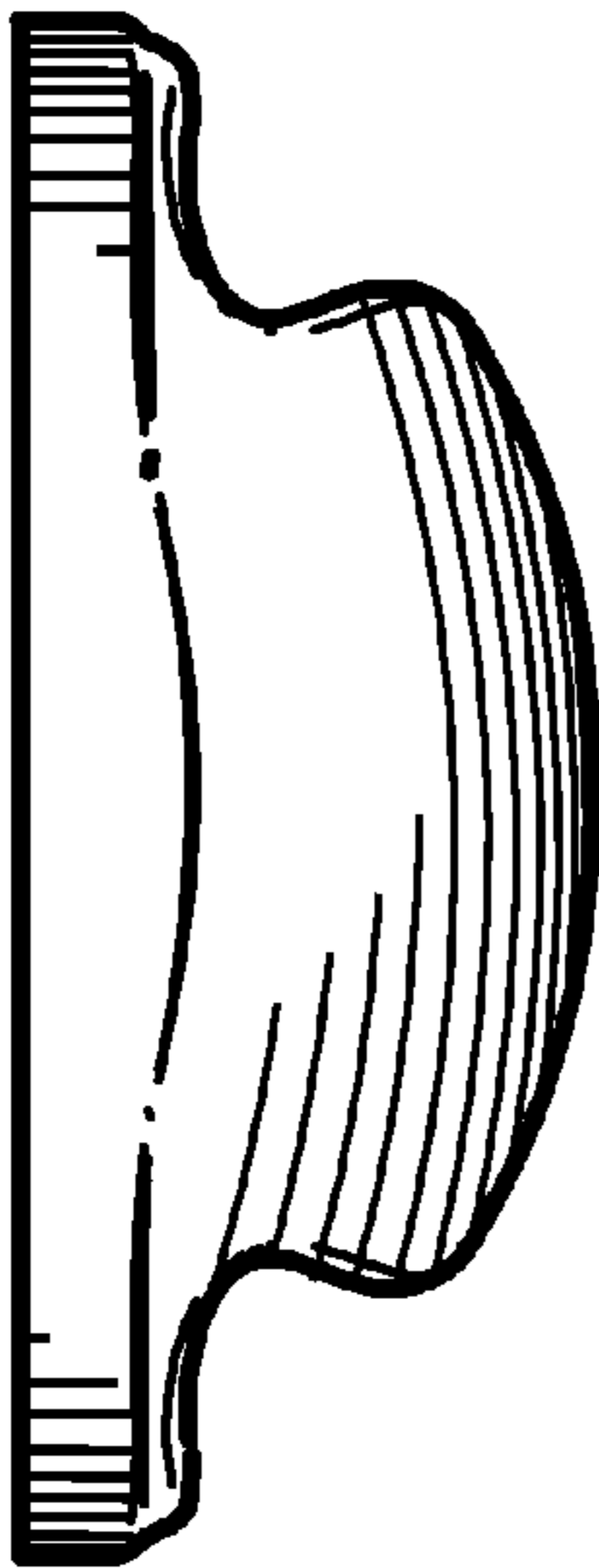


Fig. 2

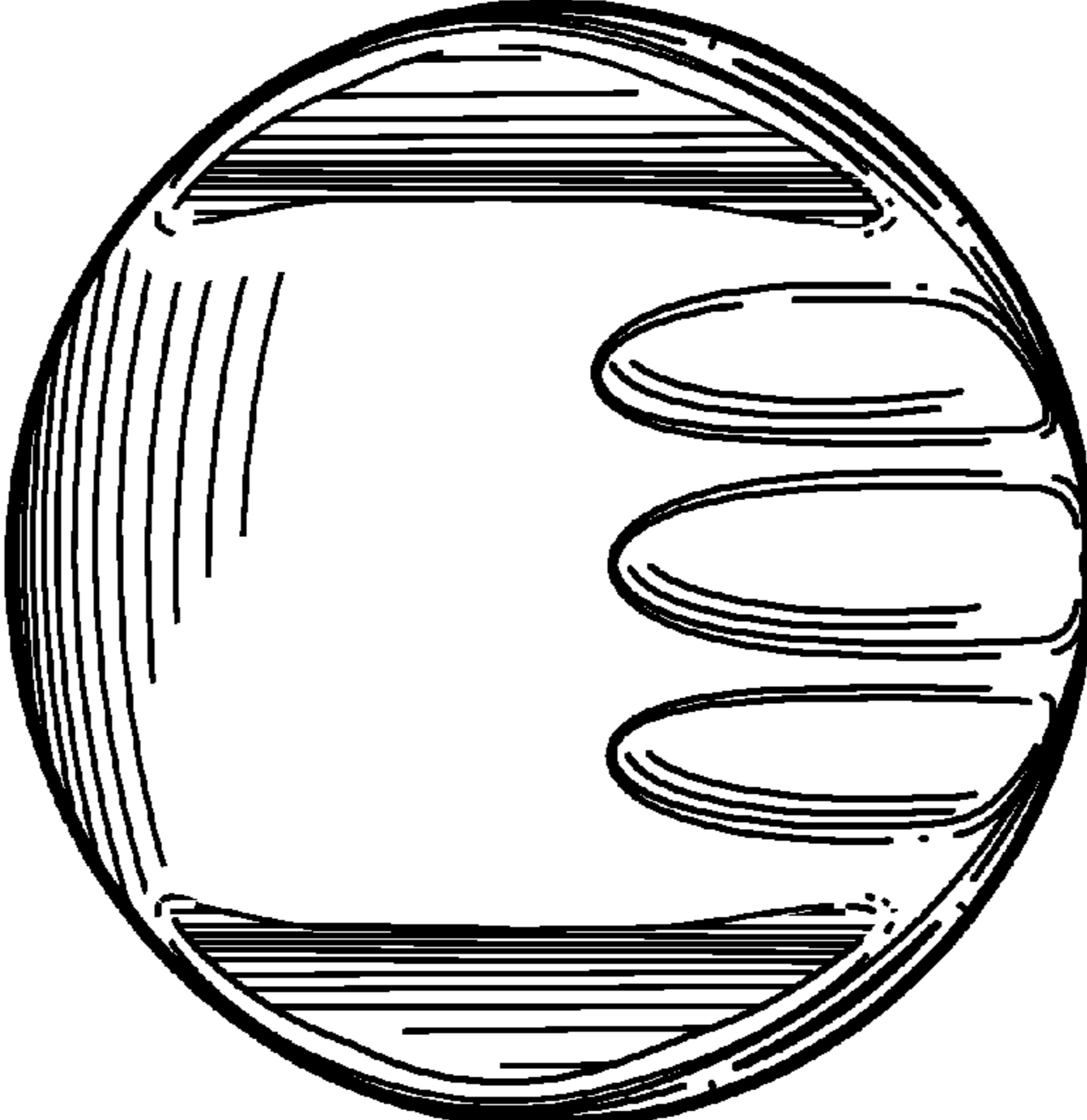


Fig. 3

Fig. 4




Fig. 5

