



US00D687275S

(12) **United States Design Patent**
Neitzell

(10) **Patent No.:** **US D687,275 S**
(45) **Date of Patent:** **** Aug. 6, 2013**

(54) **SAW BLADE**
(75) Inventor: **Roger D. Neitzell**, Franklin, WI (US)
(73) Assignee: **Milwaukee Electric Tool Corporation**,
Brookfield, WI (US)
(**) Term: **14 Years**
(21) Appl. No.: **29/416,281**
(22) Filed: **Mar. 20, 2012**
(51) **LOC (9) Cl.** **08-03**
(52) **U.S. Cl.**
USPC **D8/20**
(58) **Field of Classification Search**
USPC D8/14, 16, 18–20, 45, 47, 64, 66,
D8/67, 90–99; D15/127, 133, 138, 139;
D22/117, 118; D24/146; 7/118, 148; 30/142,
30/144, 165, 166.3, 168, 169, 272.1, 314,
30/320, 346, 346.5, 346.55, 346.56, 349,
30/351, 355–357
See application file for complete search history.

6,612,039 B2 9/2003 Kakiuchi et al.
6,662,698 B2 12/2003 Wheeler et al.
6,725,548 B1 4/2004 Kramer et al.
6,857,348 B1 2/2005 Mason
D536,791 S * 2/2007 Eskridge et al. D24/146
7,251,897 B2 8/2007 Shuhua
7,257,900 B2 8/2007 Wheeler et al.
7,497,860 B2 3/2009 Carusillo et al.
D601,869 S * 10/2009 Nelson D8/20
D603,231 S * 11/2009 Fisher et al. D8/20
7,748,125 B2 7/2010 Rakaczki
7,871,080 B2 1/2011 Marini et al.
8,261,456 B2 * 9/2012 Scott et al. 30/166.3
2006/0174495 A1 8/2006 Jumior
2007/0074405 A1 4/2007 Nottingham et al.
2009/0071015 A1 3/2009 Scott
2009/0273146 A1 11/2009 Dezheng et al.
2010/0175532 A1 7/2010 Evatt et al.
2010/0218389 A1 9/2010 Kalomeris et al.
2010/0228256 A1 9/2010 Walen et al.
2011/0074122 A1 3/2011 Marini et al.

* cited by examiner

Primary Examiner — Garth Rademaker
(74) *Attorney, Agent, or Firm* — Michael Best & Friedrich
LLP

(56) **References Cited**

U.S. PATENT DOCUMENTS

2,987,086 A 6/1961 Westlund, Jr.
4,106,181 A 8/1978 Mattchen
5,103,565 A 4/1992 Holzer, Jr.
5,295,426 A 3/1994 Planchon
5,340,129 A 8/1994 Wright
5,433,457 A 7/1995 Wright
D365,424 S * 12/1995 Weller D8/16
5,573,255 A 11/1996 Salpaka
5,724,742 A 3/1998 Grabowski
5,809,657 A 9/1998 Mortensen
D406,023 S * 2/1999 Okada D8/20
RE36,269 E 8/1999 Wright
5,946,810 A 9/1999 Hoelderlin et al.
6,023,848 A 2/2000 Dassoulas et al.
6,178,646 B1 1/2001 Schnell et al.
D479,106 S * 9/2003 Robertsson D8/20

(57) **CLAIM**

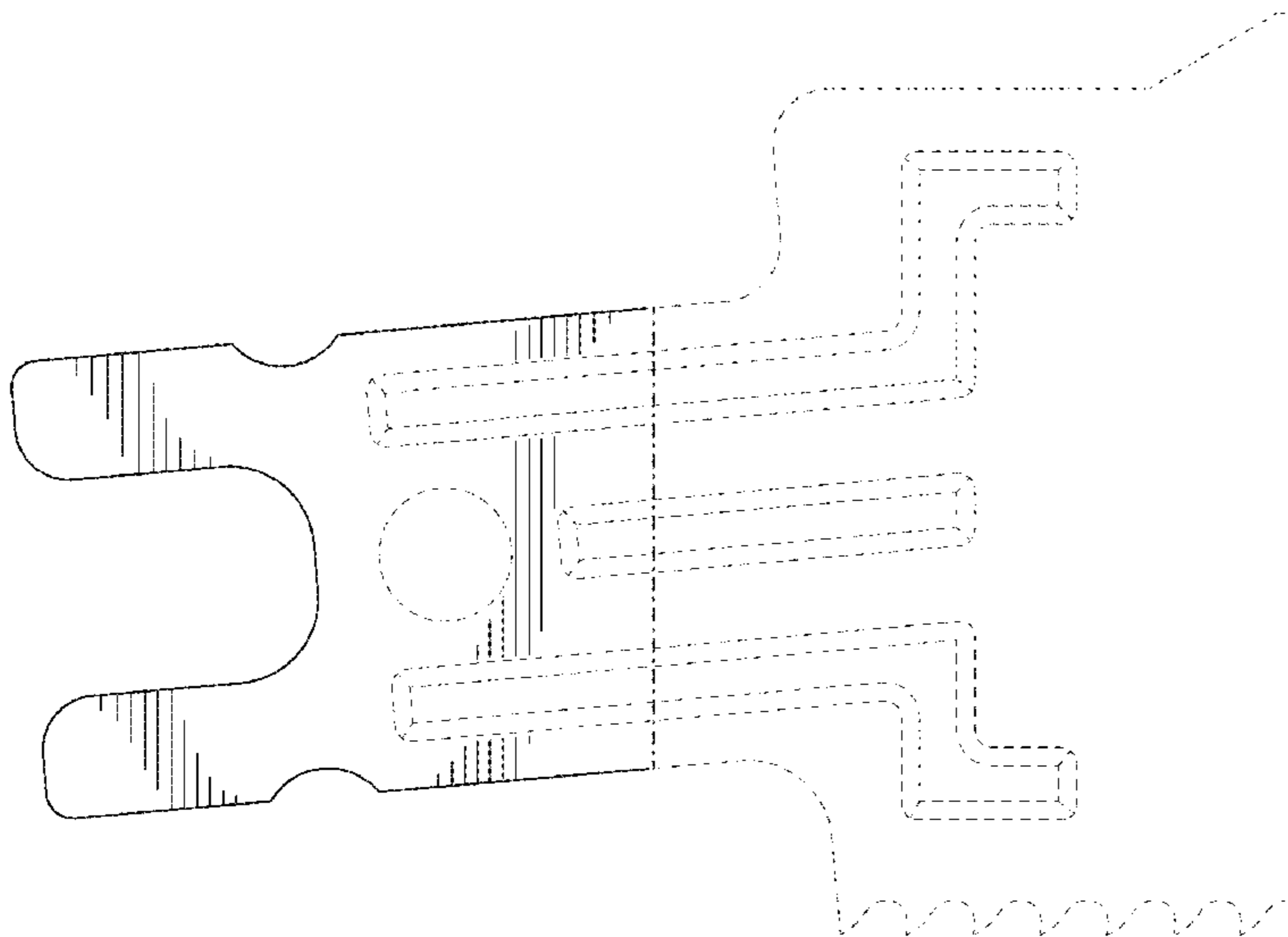
I claim the ornamental design for a saw blade, as shown and described.

DESCRIPTION

FIG. 1 is a side view of a saw blade, showing the invention;
FIG. 2 is an end view thereof;
FIG. 3 is a top view thereof; and,
FIG. 4 is a bottom view thereof.

The elements shown in broken lines are included for the purpose of illustrating environment and form no part of the claimed design. The portions shown in broken lines having unequal length segments illustrate the boundary of the claimed design and form no part of the claimed design.

1 Claim, 2 Drawing Sheets



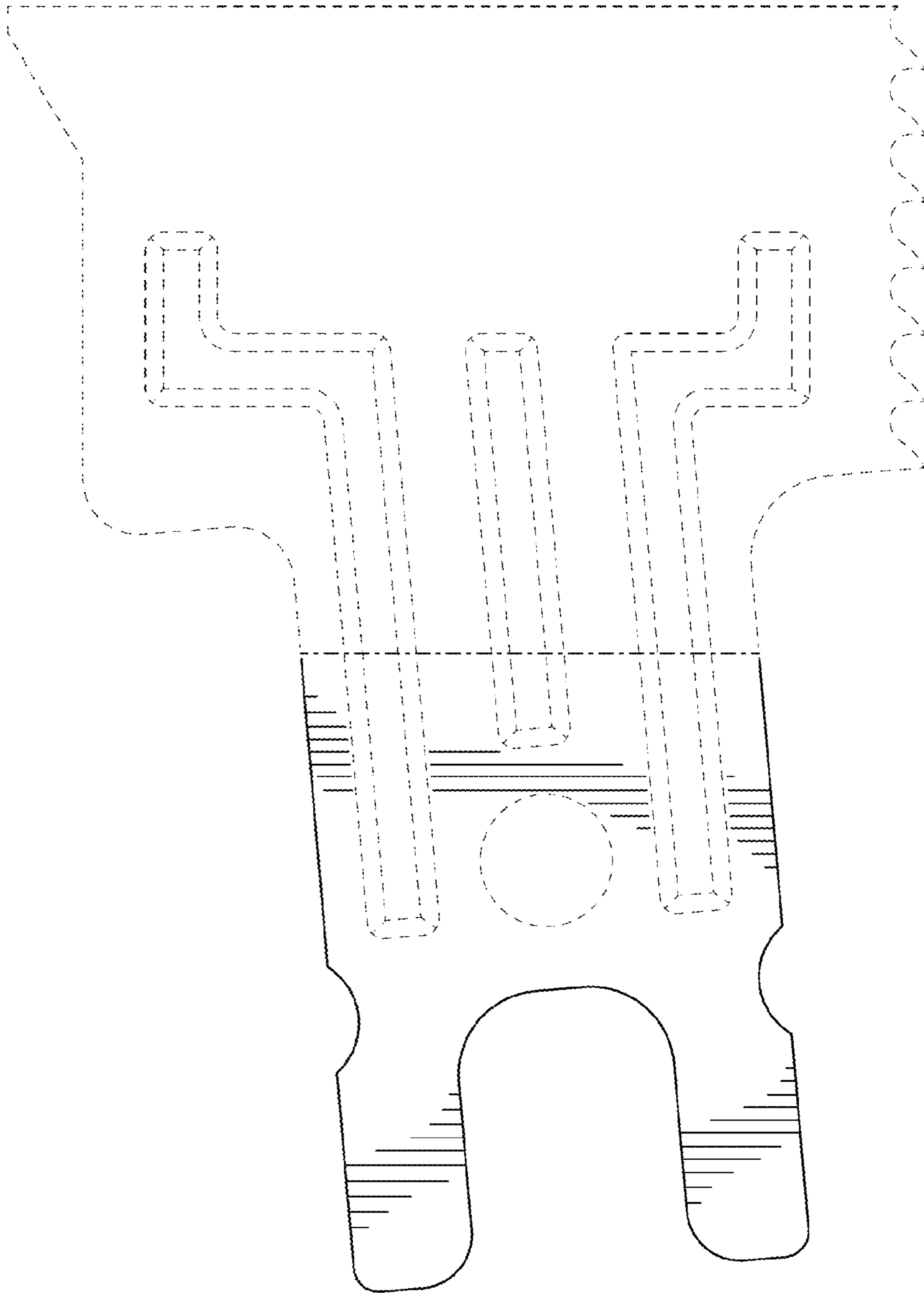


FIG. 1



FIG. 2

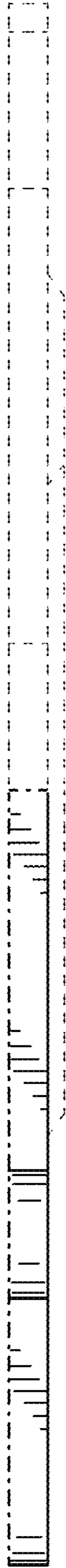


FIG. 3

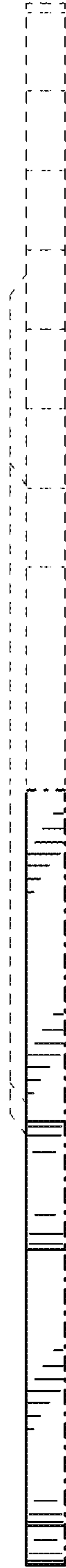


FIG. 4