



US00D687250S

(12) **United States Design Patent**  
**Weatherly**

(10) **Patent No.:** **US D687,250 S**

(45) **Date of Patent:** **\*\* Aug. 6, 2013**

(54) **FURNITURE UNIT**

(71) Applicant: **Becker Designed, Inc.**, Chantilly, VA  
(US)

(72) Inventor: **Matthew Weatherly**, Fairfax, VA (US)

(73) Assignee: **Becker Designed, Inc.**, Chantilly, VA  
(US)

(\*\*) Term: **14 Years**

(21) Appl. No.: **29/434,172**

(22) Filed: **Oct. 10, 2012**

(51) **LOC (9) Cl.** ..... **06-04**

(52) **U.S. Cl.**  
USPC ..... **D6/661**

(58) **Field of Classification Search**  
USPC ..... D6/657, 660, 661, 662, 662.1, 663,  
D6/671, 671.1, 671.2; 312/7.2, 9.1, 109,  
312/114, 117, 138.1, 204, 224, 257.1, 278,  
312/279

See application file for complete search history.

(56) **References Cited**

**U.S. PATENT DOCUMENTS**

|              |        |           |       |        |
|--------------|--------|-----------|-------|--------|
| D193,516 S * | 9/1962 | Deaton    | ..... | D6/657 |
| D548,488 S   | 8/2007 | Weatherly |       |        |
| D559,584 S * | 1/2008 | Zambelli  | ..... | D6/657 |
| D559,585 S   | 1/2008 | Lara      |       |        |
| D560,077 S * | 1/2008 | Zambelli  | ..... | D6/657 |

|                 |         |               |       |        |
|-----------------|---------|---------------|-------|--------|
| D562,597 S      | 2/2008  | Weatherly     |       |        |
| D594,248 S      | 6/2009  | Zambelli      |       |        |
| D606,331 S      | 12/2009 | Wicha         |       |        |
| D620,278 S *    | 7/2010  | Zambelli      | ..... | D6/661 |
| D625,123 S *    | 10/2010 | Zambelli      | ..... | D6/661 |
| D630,453 S *    | 1/2011  | Rafieha       | ..... | D6/661 |
| D644,853 S      | 9/2011  | Becker et al. |       |        |
| 2011/0012481 A1 | 1/2011  | Becker et al. |       |        |

\* cited by examiner

*Primary Examiner* — Mimosa De

(74) *Attorney, Agent, or Firm* — Design IP

(57) **CLAIM**

The ornamental design for a furniture unit, as shown and described.

**DESCRIPTION**

FIG. 1 is a front perspective view of a first embodiment of a furniture unit showing my new design;

FIG. 2 is a front view thereof;

FIG. 3 is a left side view thereof;

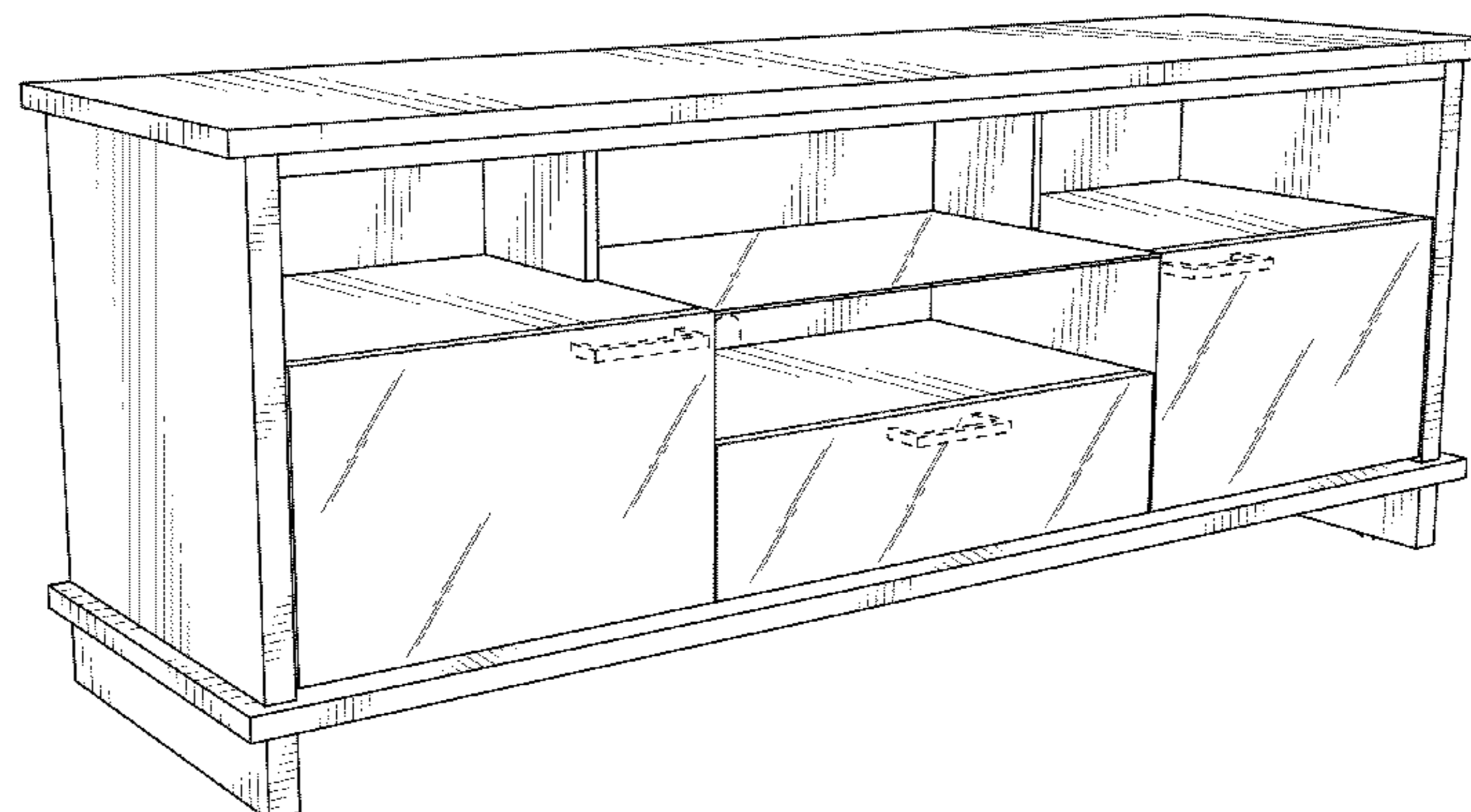
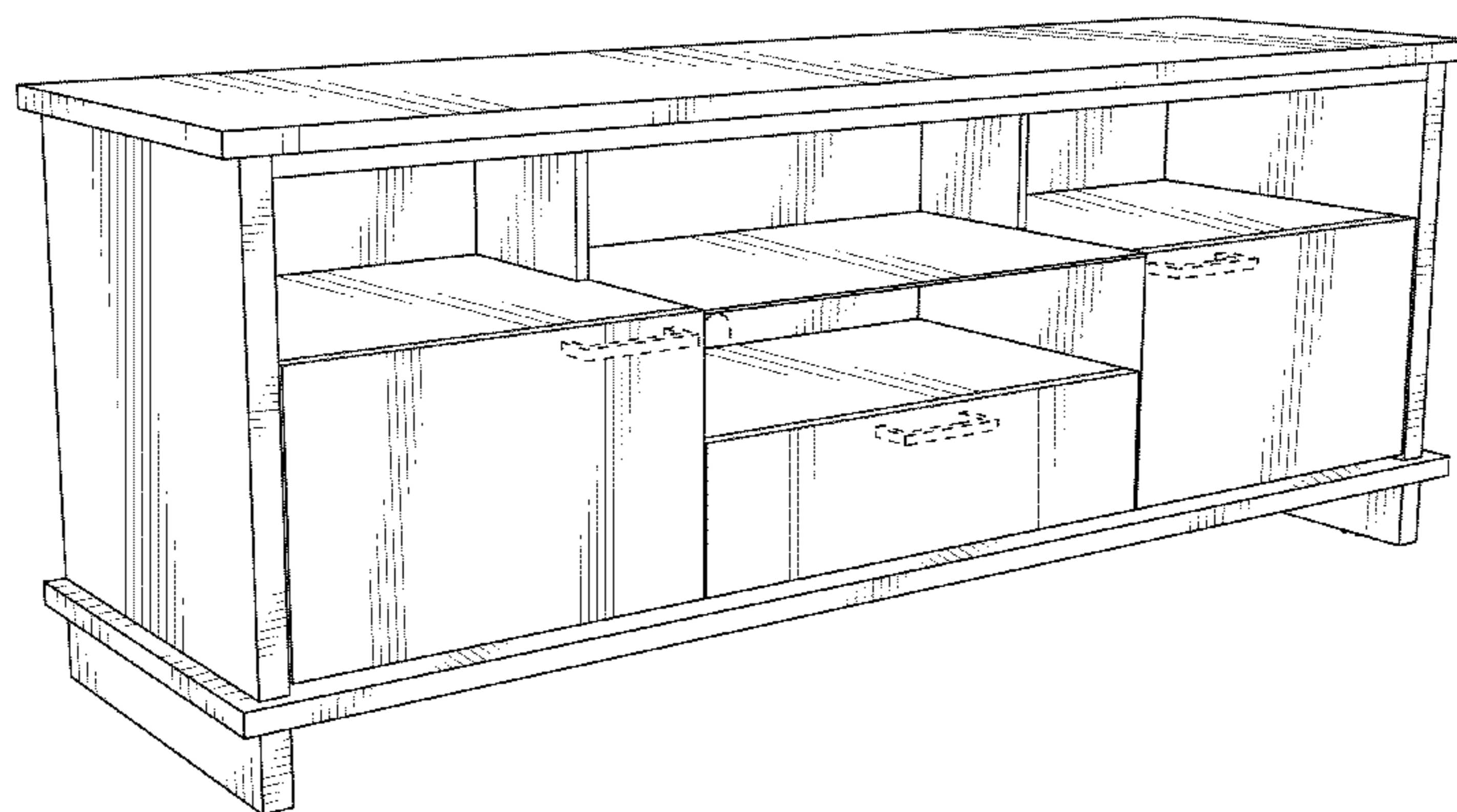
FIG. 4 is a right side view thereof;

FIG. 5 is a top view thereof; and,

FIG. 6 is a front perspective view of a second embodiment of a furniture unit showing my new design.

The dashed lines shown in FIGS. 1-6 are included for the purpose of illustrating environmental subject matter only and form no part of the claimed design. In the embodiment of FIG. 6, the left, center, and right doors and intermediate center shelf are made of opaque, nontransparent glass. It should be understood that the embodiment of FIG. 6 is otherwise identical to the embodiment of FIGS. 1-5.

**1 Claim, 5 Drawing Sheets**



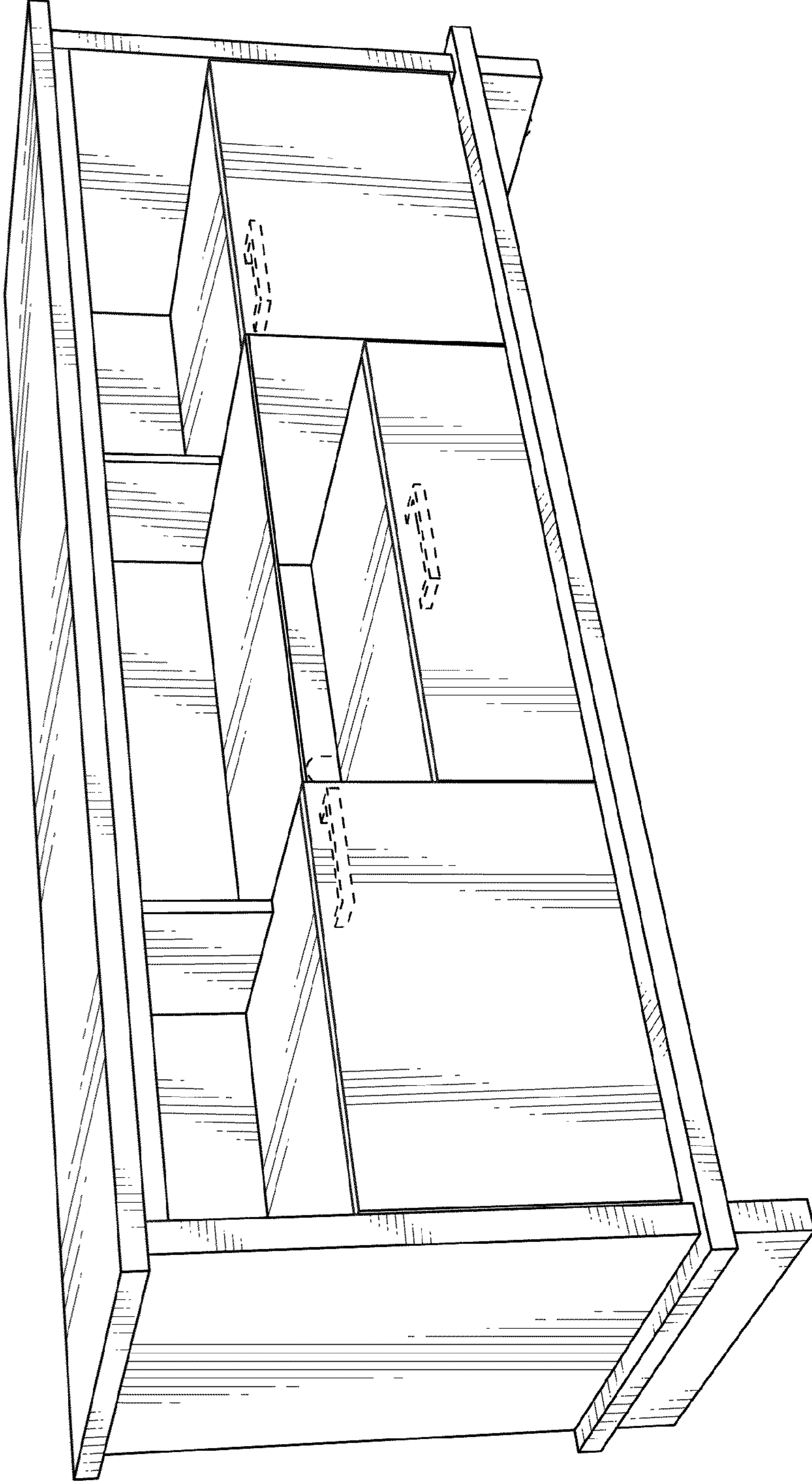


FIG. 1

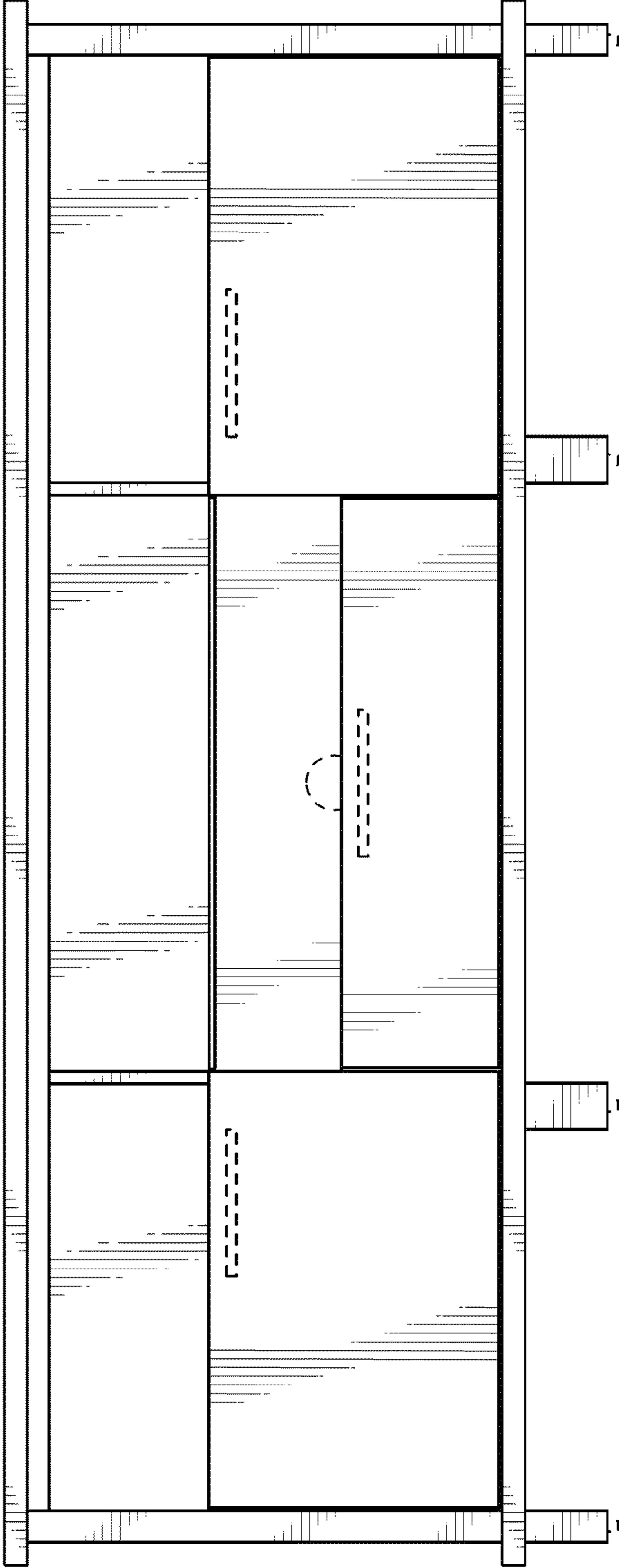


FIG. 2

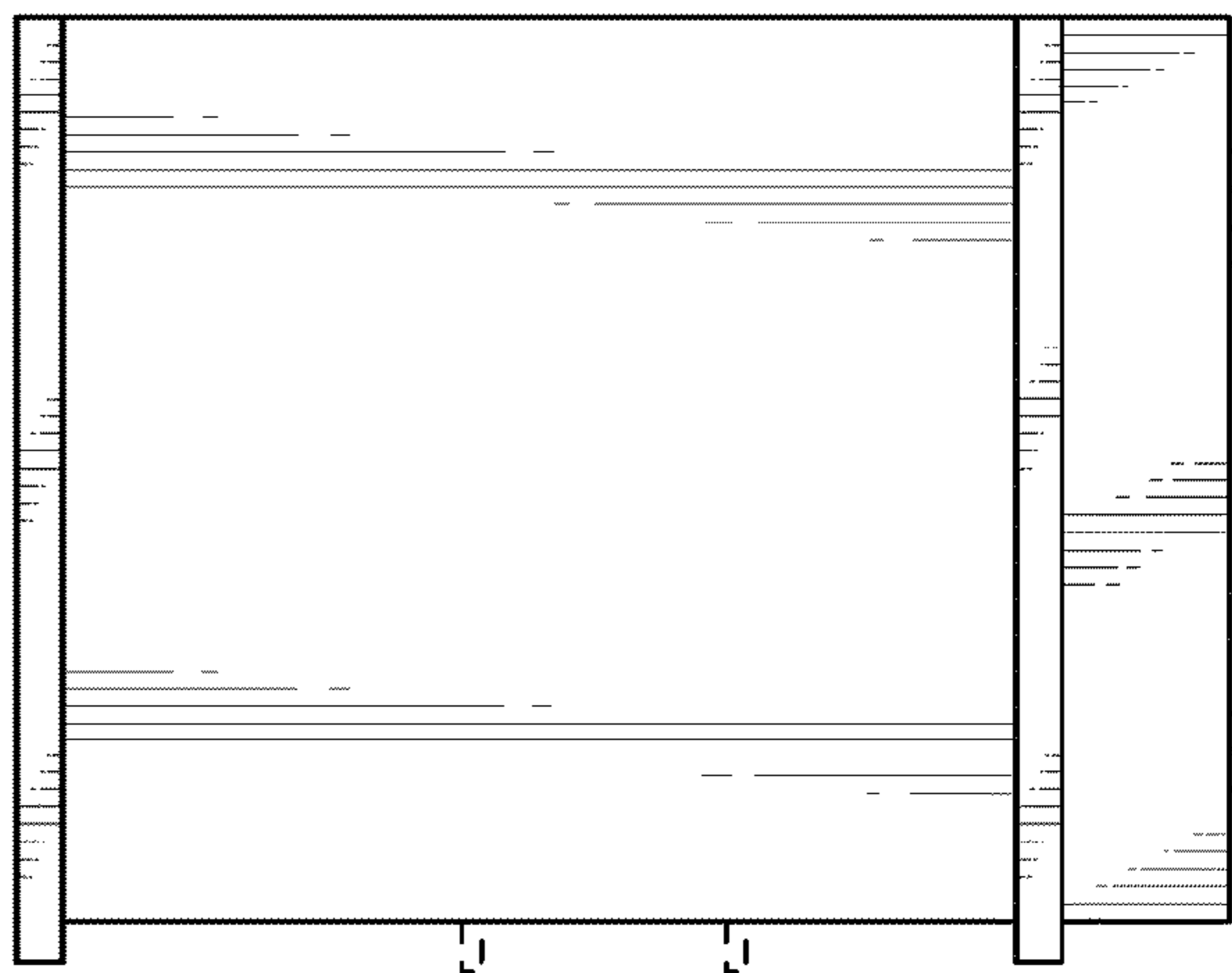


FIG. 4

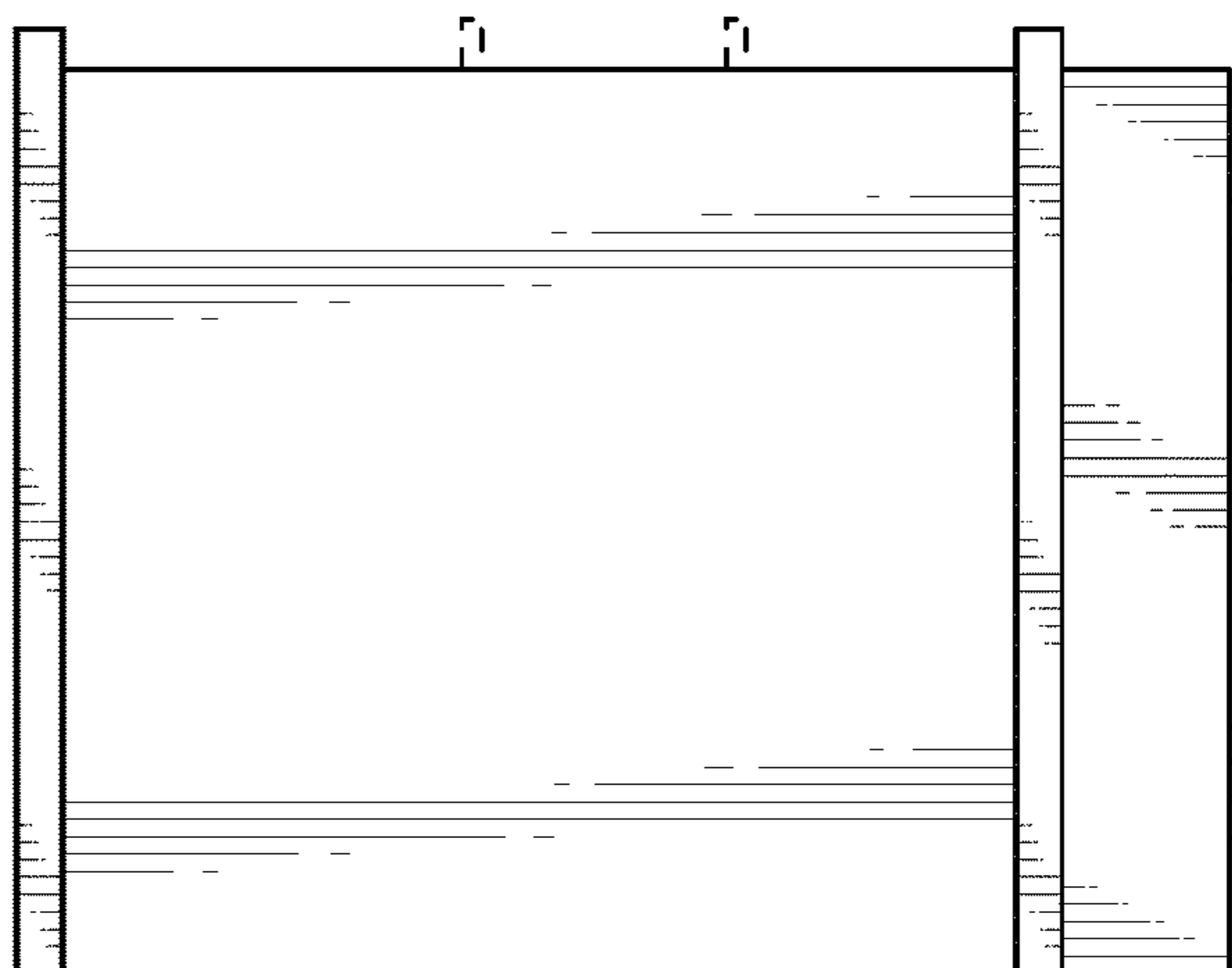


FIG. 3




FIG. 5



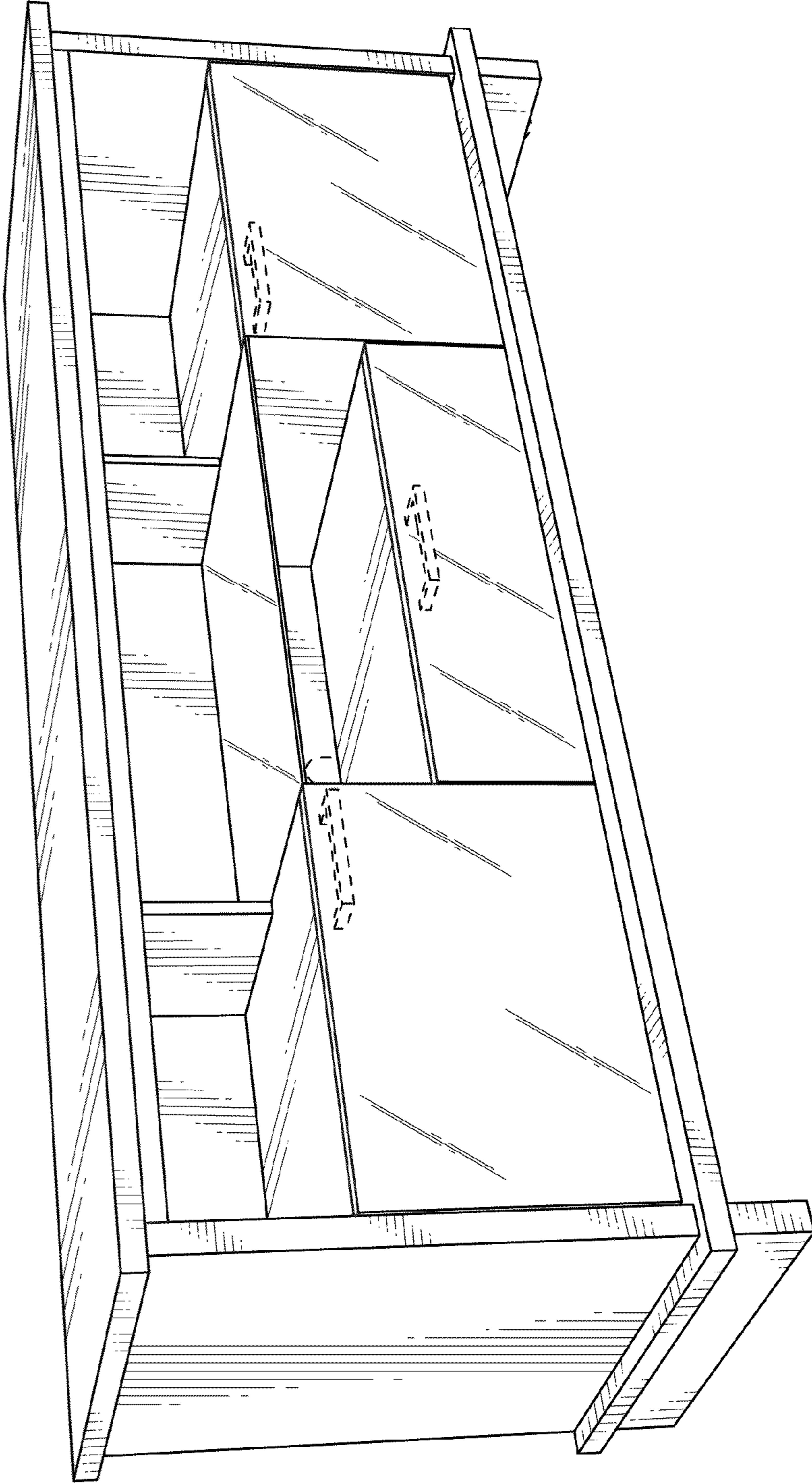


FIG. 6