



US00D687243S

(12) **United States Design Patent**  
**Kikkert et al.**

(10) **Patent No.:** **US D687,243 S**

(45) **Date of Patent:** **\*\* Aug. 6, 2013**

(54) **RETAIL DISPLAY FIXTURE**

(75) Inventors: **Janice Angela Kikkert**, Fordwich (CA);  
**Kevin Roy Sugden**, Toronto (CA);  
**Ingye Holmung**, Toronto (CA); **Todd**  
**Andrew Wood**, Toronto (CA); **Rodrigo**  
**Castaneda Ramirez**, London (GB)

(73) Assignee: **Research In Motion Limited**, Waterloo,  
Ontario (CA)

(\*\*) Term: **14 Years**

(21) Appl. No.: **29/413,530**

(22) Filed: **Feb. 16, 2012**

(51) **LOC (9) Cl.** ..... **06-04**

(52) **U.S. Cl.**

USPC ..... **D6/449**

(58) **Field of Classification Search**

USPC ..... D6/495, 449, 396, 397, 398, 432,  
D6/343, 469, 436, 445; D14/307, 305, 100,  
D14/102, 107-109; D15/133; 705/14.14; 396/2;  
211/70.5, 87.01, 175, 88.01; 312/208.1  
See application file for complete search history.

(56) **References Cited**

**U.S. PATENT DOCUMENTS**

D234,658 S \* 4/1975 tillinger ..... D6/397  
5,833,078 A \* 11/1998 York ..... 211/70.5

D590,387 S \* 4/2009 Chen ..... D14/307  
D596,425 S \* 7/2009 Dir ..... D6/495  
D598,035 S \* 8/2009 Hoshor ..... D15/133  
D634,561 S \* 3/2011 Preussner-Pfaff et al. .... D6/432  
D663,333 S \* 7/2012 Kitano et al. .... D15/199  
2004/0126104 A1 \* 7/2004 Clark et al. .... 396/2  
2008/0189173 A1 \* 8/2008 Bakar et al. .... 705/14

\* cited by examiner

*Primary Examiner* — Philip S Hyder  
*Assistant Examiner* — Sydney Buffalow

(57) **CLAIM**

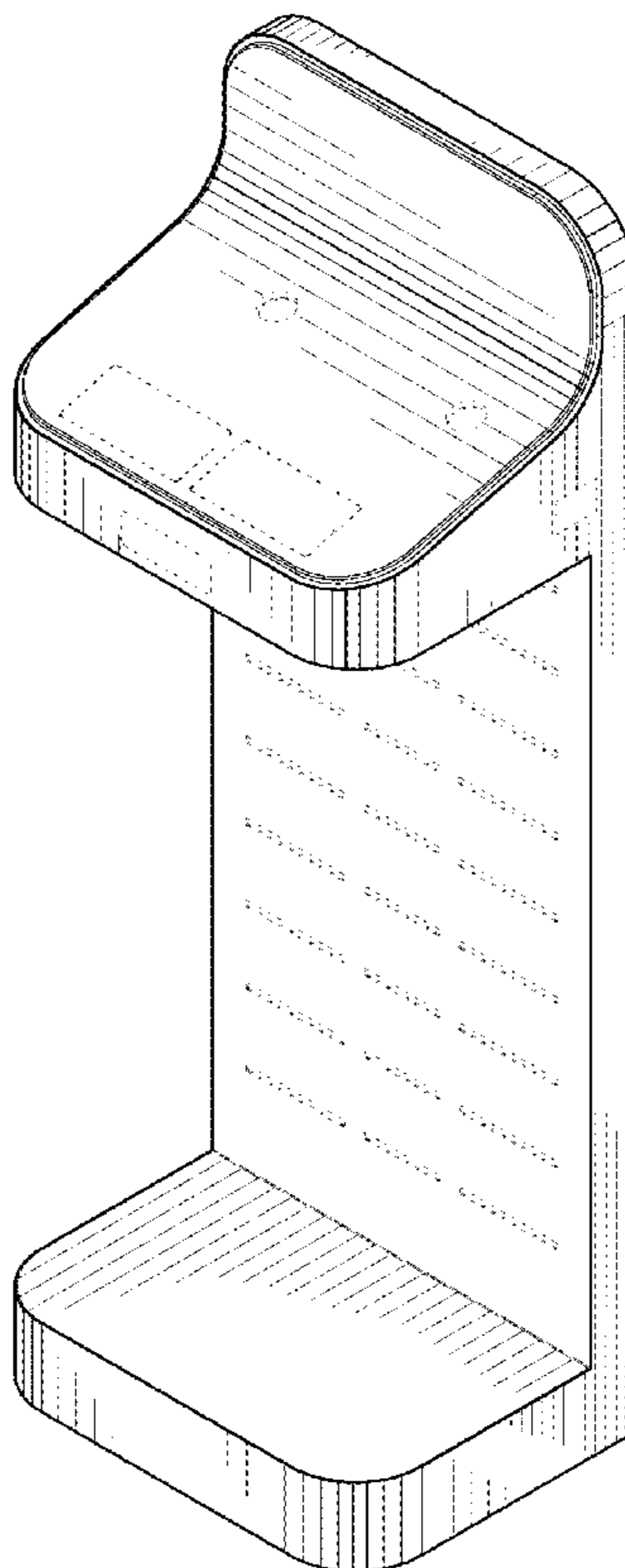
We claim the ornamental design for a retail display fixture, as shown and described.

**DESCRIPTION**

FIG. 1 is a front perspective view of a retail display fixture; FIG. 2 is a back perspective view of the retail display fixture; FIG. 3 is a front elevational view thereof; FIG. 4 is a back elevational view thereof; FIG. 5 is a right elevational view thereof; FIG. 6 is a left elevational view thereof; FIG. 7 is a top plan view thereof; and, FIG. 8 is a bottom plan view thereof.

Features of the drawings shown in broken lines represent environment for illustrative purposes; the broken lines form no part of the claimed design.

**1 Claim, 6 Drawing Sheets**



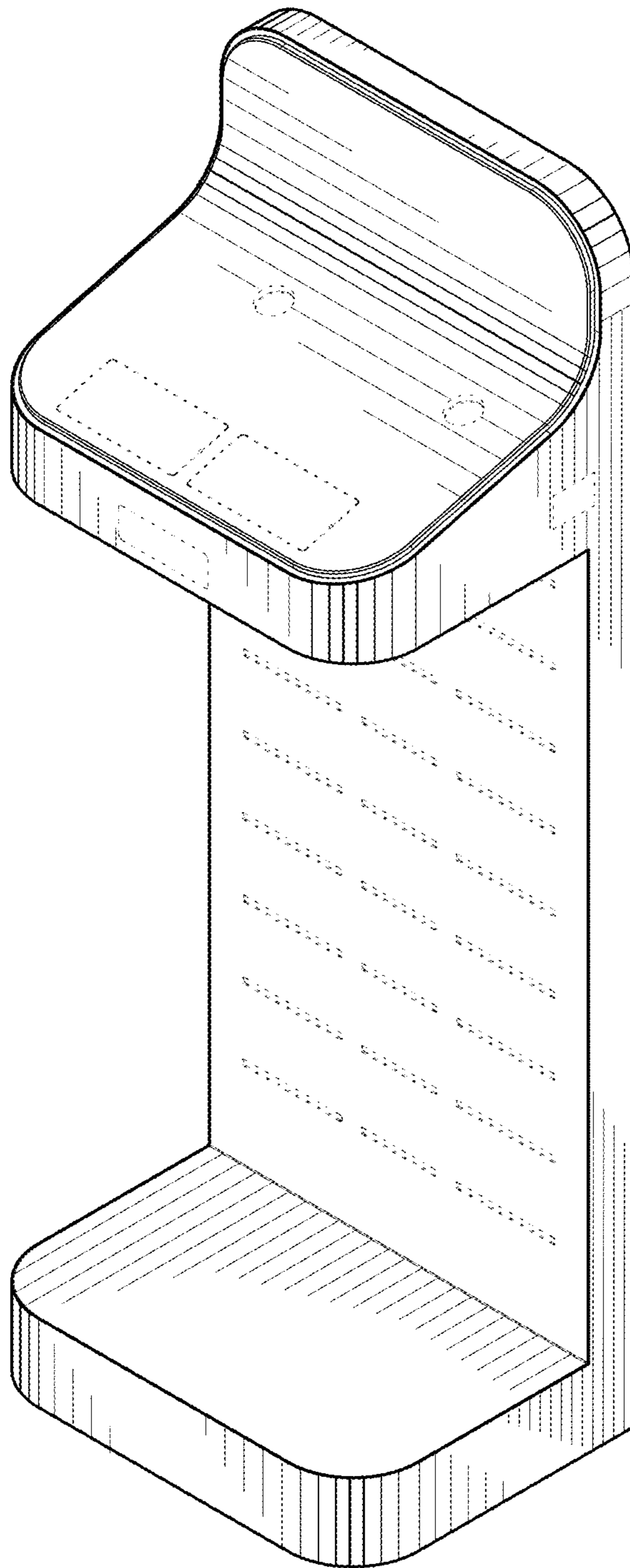


FIG. 1

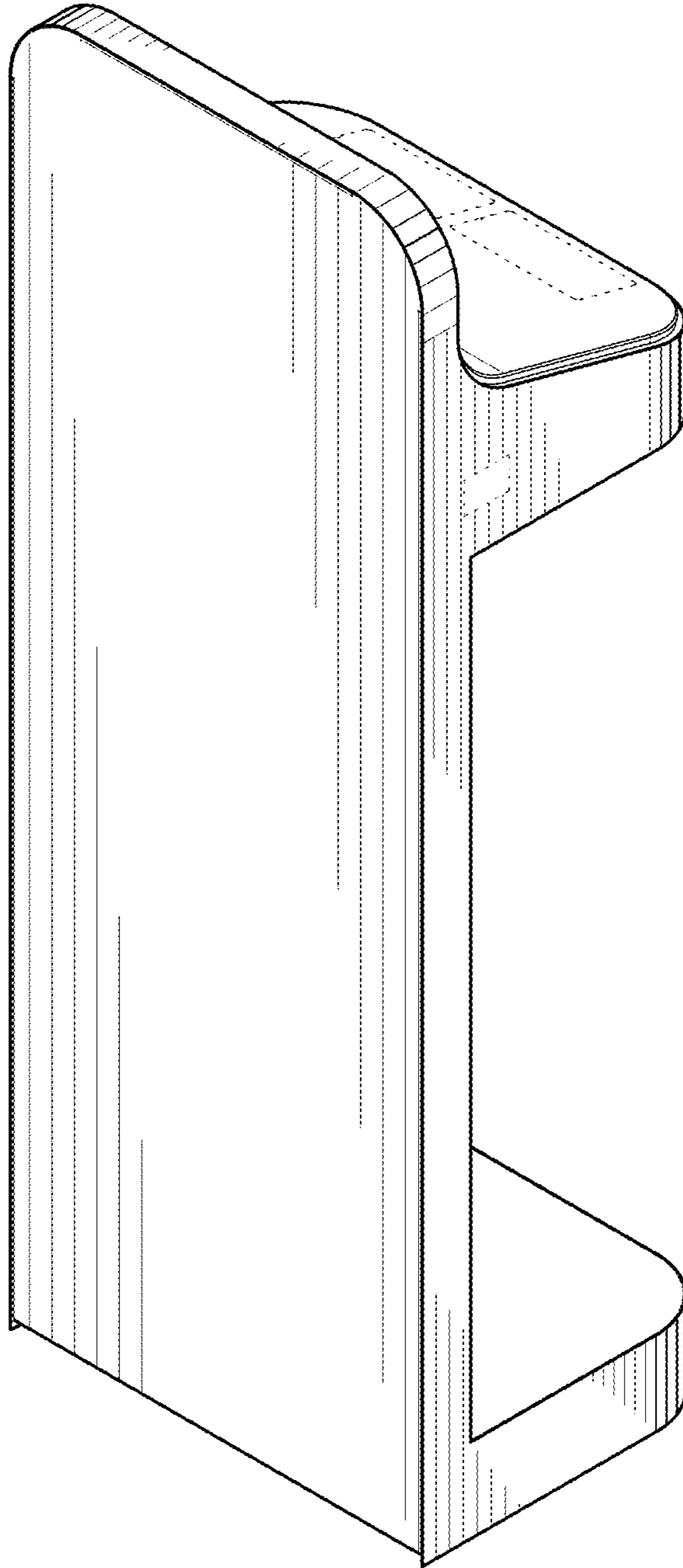


FIG. 2




FIG.3




FIG.4




FIG. 5




FIG. 6

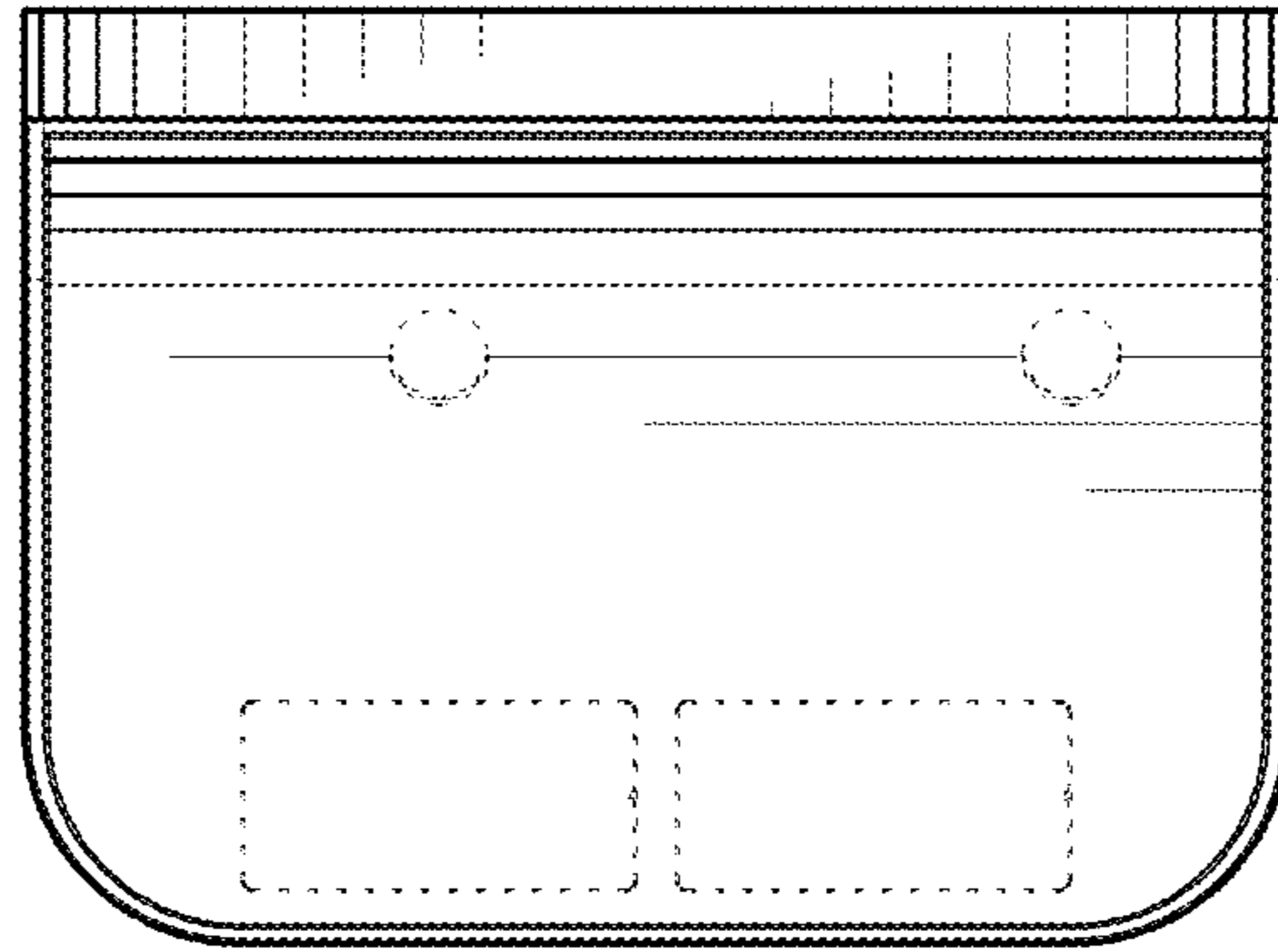


FIG. 7

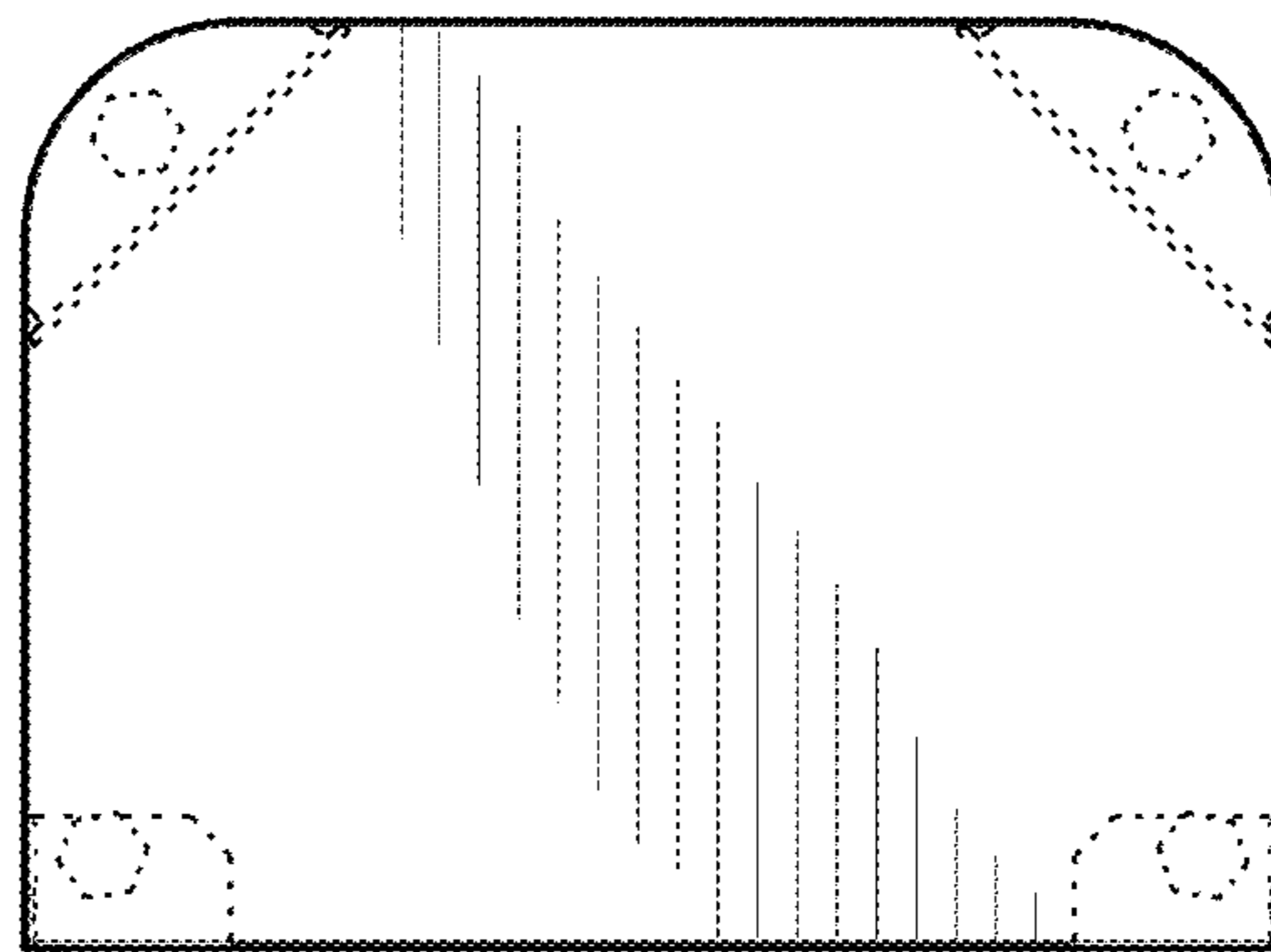


FIG. 8