



US00D687229S

(12) **United States Design Patent**
Stebila et al.

(10) **Patent No.:** **US D687,229 S**

(45) **Date of Patent:** **** Aug. 6, 2013**

(54) **PORTION OF A TOOTHBRUSH**

(71) Applicant: **Ranir, LLC**, Grand Rapids, MI (US)

(72) Inventors: **Jonathan M. Stebila**, Grand Rapids, MI (US); **Scott P. Crossman**, Rockford, MI (US)

(73) Assignee: **Ranir, LLC**, Grand Rapids, MI (US)

(**) Term: **14 Years**

(21) Appl. No.: **29/440,494**

(22) Filed: **Dec. 21, 2012**

(51) **LOC (9) Cl.** **04-02**

(52) **U.S. Cl.**
USPC **D4/108**

(58) **Field of Classification Search**
USPC D4/101, 104-112, 132-134, 136,
D4/138; 15/143.1, 159.1, 160, 167.1, 167.2;
D28/46, 48; 16/430; 132/308-311; 601/139,
601/141; 606/161

See application file for complete search history.

(56) **References Cited**

U.S. PATENT DOCUMENTS

D419,773 S	2/2000	Beals et al.
D424,808 S	5/2000	Beals et al.
D437,688 S	2/2001	Beals et al.
D440,048 S	4/2001	Beals et al.
D443,985 S	6/2001	Beals et al.
D462,525 S	9/2002	Grau et al.
D471,363 S	3/2003	Grau et al.
D477,465 S	7/2003	Reilly et al.
D479,404 S	9/2003	Grau et al.
D504,569 S	5/2005	Driesen et al.

D514,321 S	*	2/2006	Moskovich et al.	D4/104
D559,546 S	*	1/2008	Wong	D4/104
D585,198 S		1/2009	Moskovich		
D609,013 S		2/2010	Kling et al.		
D612,613 S		3/2010	Pusch et al.		
D614,868 S	*	5/2010	Goldman et al.	D4/104
D637,401 S		5/2011	Pusch et al.		

FOREIGN PATENT DOCUMENTS

TW D100676 S * 10/2004

* cited by examiner

Primary Examiner — Melanie H Tung

Assistant Examiner — Lavone D Tabor

(74) *Attorney, Agent, or Firm* — Warner Norcross & Judd LLP

(57) **CLAIM**

The ornamental design for a portion of a toothbrush, as shown and described.

DESCRIPTION

FIG. 1 is a rear perspective view of a portion of a toothbrush according to the new design;

FIG. 2 is a front perspective view thereof;

FIG. 3 is a right side view, the left side being a mirror image thereof;

FIG. 4 is a rear view thereof;

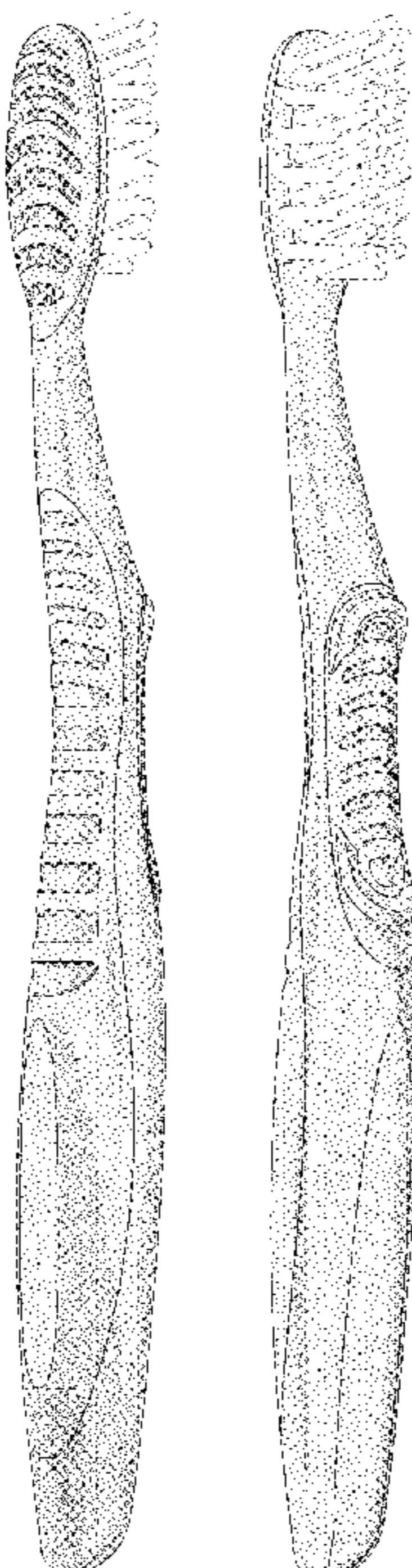
FIG. 5 is a front view thereof;

FIG. 6 is an enlarged top view thereof; and,

FIG. 7 is an enlarged bottom view thereof.

The broken lines showing bristles illustrate environmental structure that forms no part of the claimed design.

1 Claim, 3 Drawing Sheets



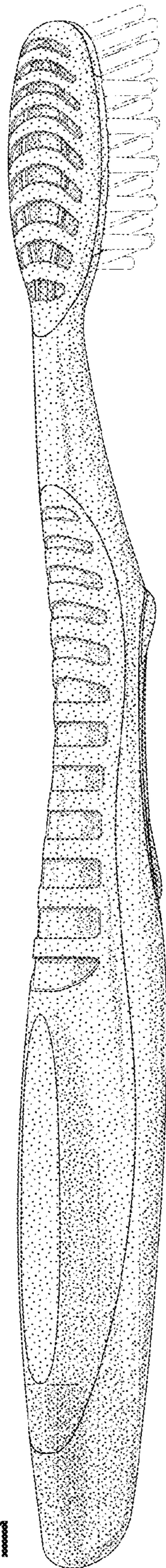


Fig. 1

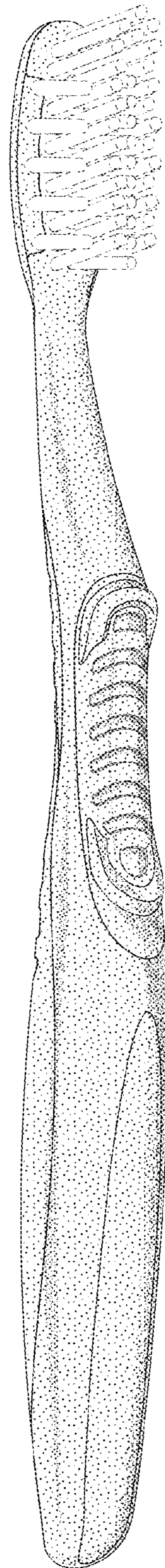


Fig. 2

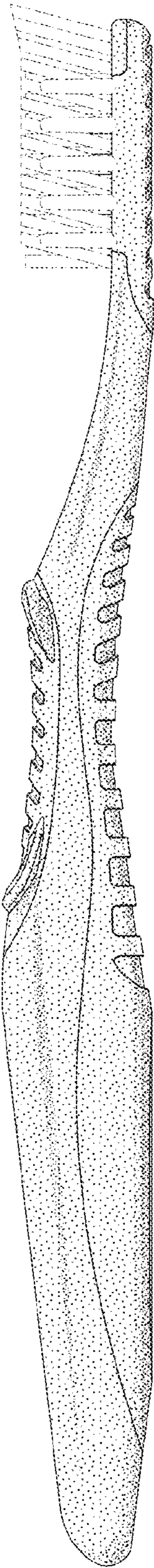


Fig. 3

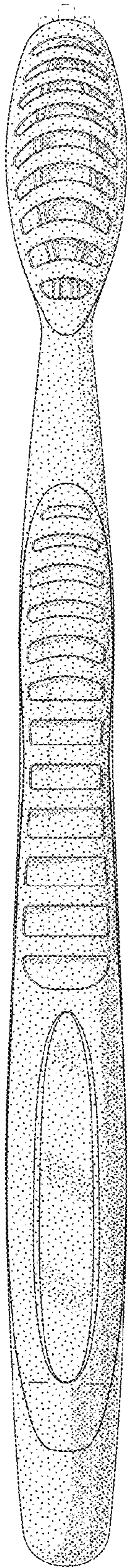


Fig. 4

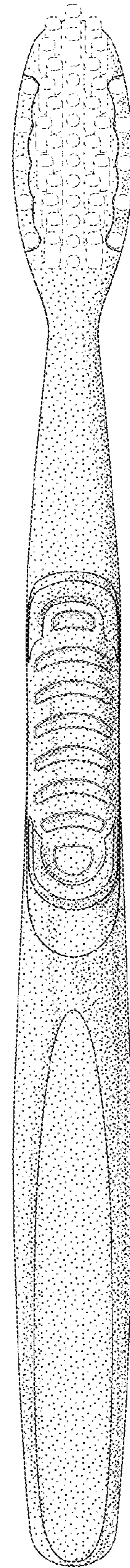


Fig. 5

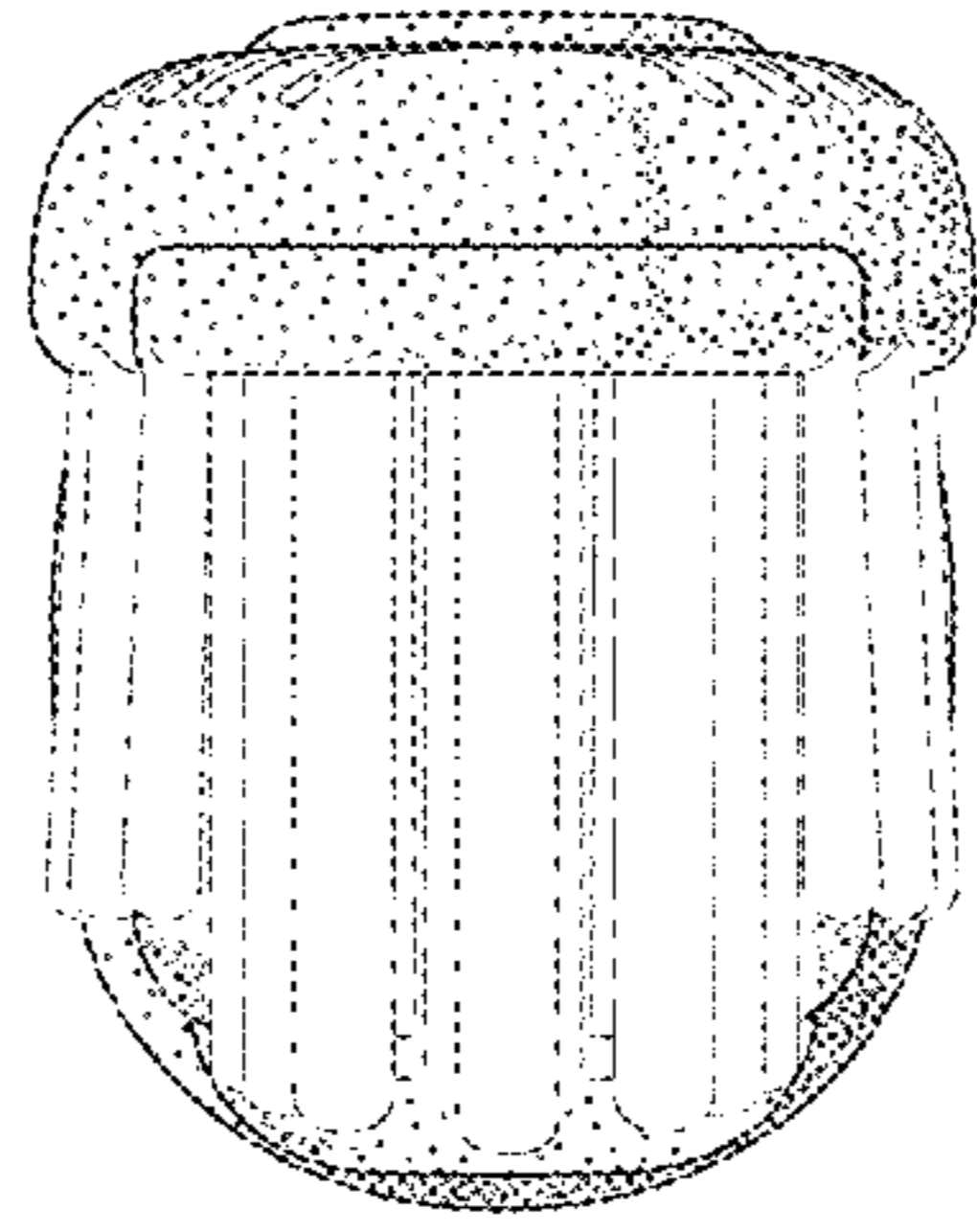


Fig. 6

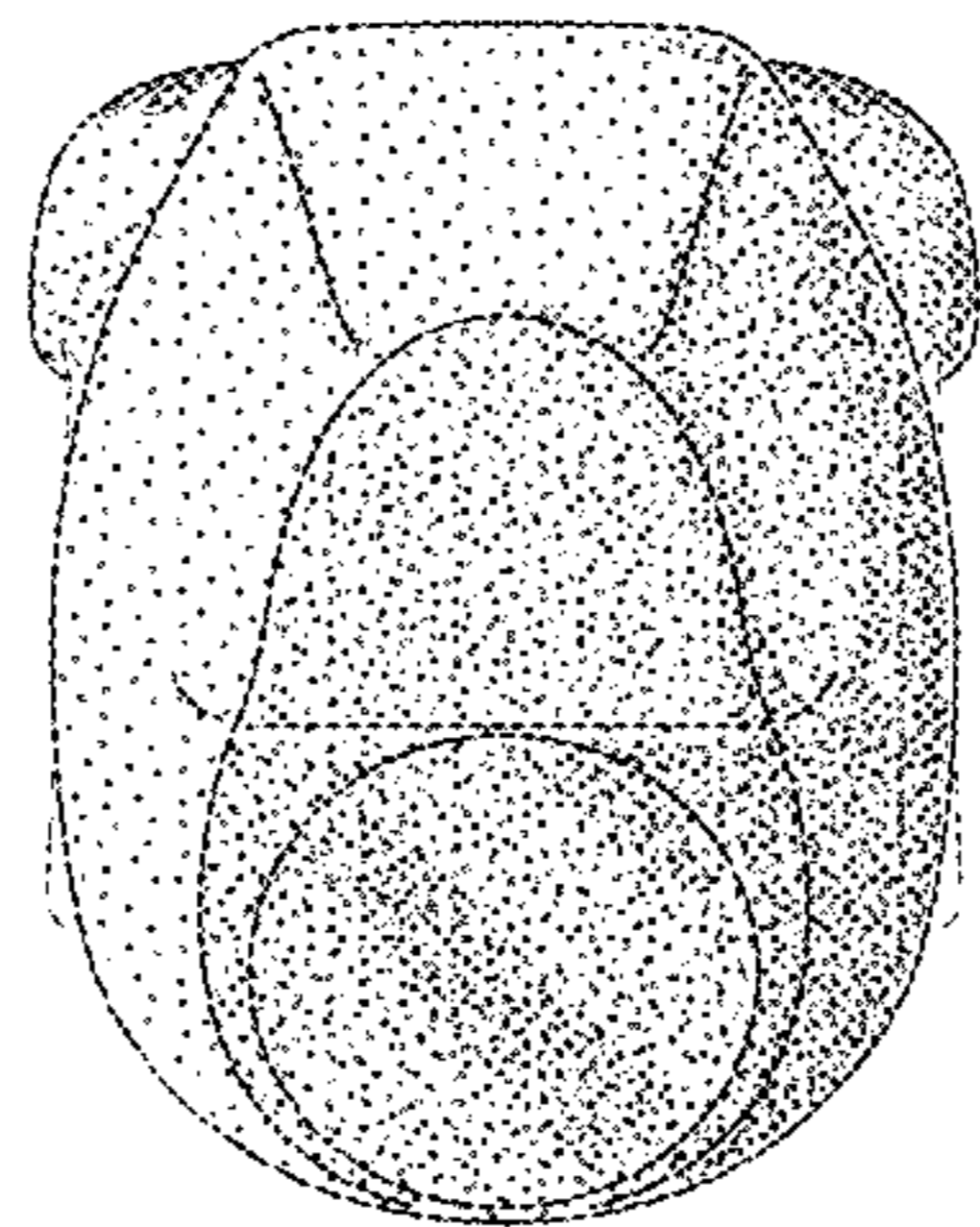


Fig. 7